



# IPSOS ISSUES MONITOR MARCH 2019

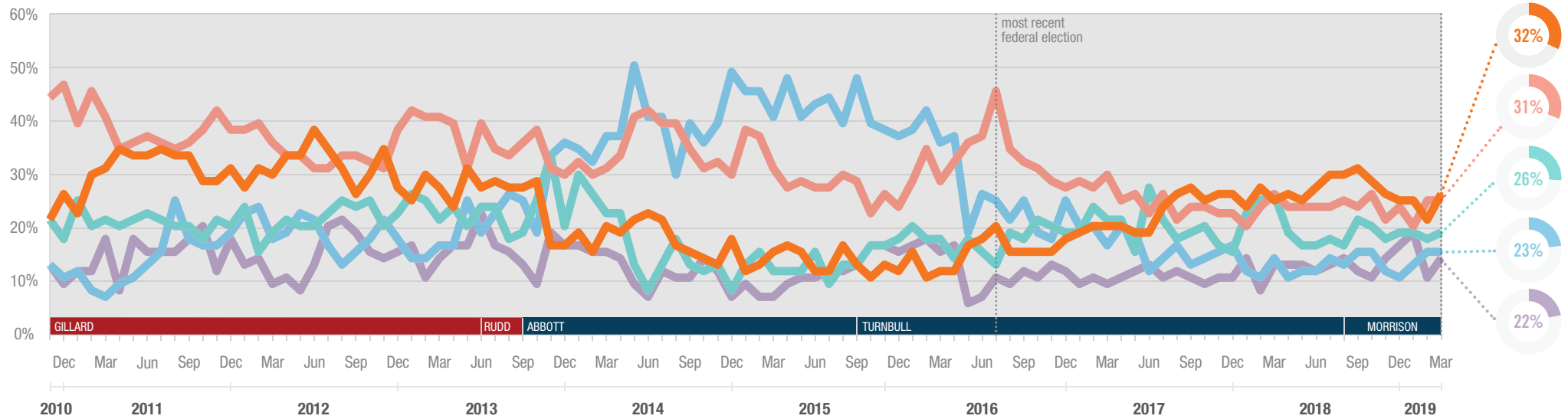
## The top issues facing Australia

**Daniel Evans**  
Deputy Managing Director  
✉ dan.evans@ipsos.com  
☎ (03) 9946 0850

**Joe Curran**  
Research Manager  
✉ joe.curran@ipsos.com  
☎ (03) 9946 0847

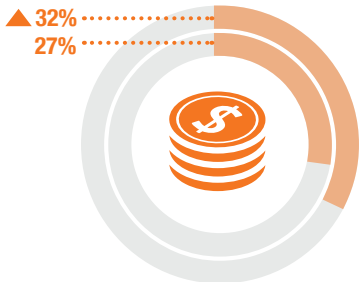


Each month we ask 1,000 Australians to select the three most important issues facing the nation. The top five issues facing Australia in March 2019 are shown below. A summary of all issues facing Australia can be found overleaf. If you would like to know more about the Ipsos Issues Monitor, or Ipsos Public Affairs, please contact Daniel Evans or Joe Curran.

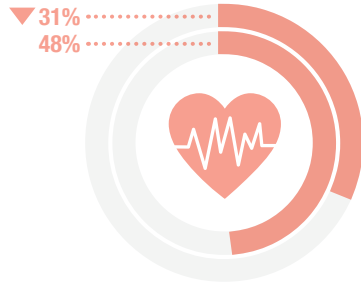


### Cost of Living

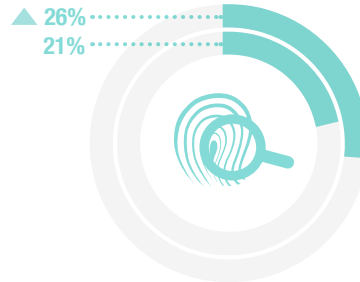
MAR 18  
JUL 16



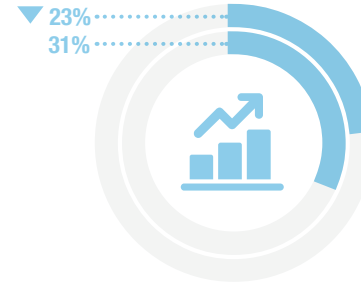
### Healthcare



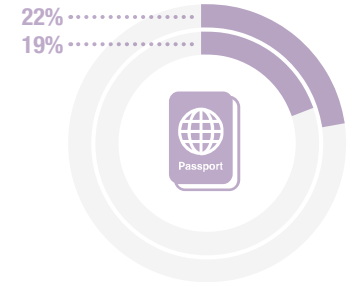
### Crime



### The Economy

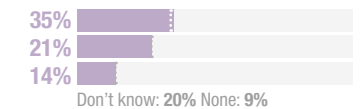
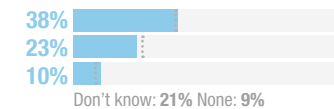
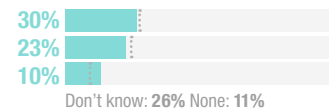
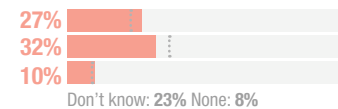
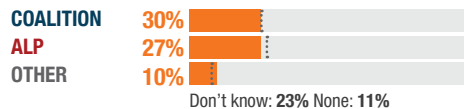


### Immigration



▲▼  
significant  
difference  
compared to  
Jul 16

### Party most capable to manage the top issues facing Australia



▲▼  
significant  
difference  
compared to  
Jul 16



# IPSOS ISSUES MONITOR MARCH 2019

The top issues facing Australia

Daniel Evans  
Deputy Managing Director  
✉ dan.evans@ipsos.com  
☎ (03) 9946 0850

Joe Curran  
Research Manager  
✉ joe.curran@ipsos.com  
☎ (03) 9946 0847



	2010	2011	2012	2013	2014	2015	2016	2017	2018	JAN 2019	FEB 2019	MAR 2019
<b>Cost of Living</b>	30%	36%	36%	32%	25%	21%	23%	29%	33%	31%	28%	32%
<b>Healthcare</b>	48%	42%	39%	41%	39%	34%	38%	31%	30%	27%	31%	31%
<b>Crime</b>	26%	28%	28%	30%	24%	22%	25%	27%	27%	26%	25%	26%
<b>The Economy</b>	20%	22%	26%	29%	42%	45%	33%	24%	21%	21%	23%	23%
<b>Immigration</b>	19%	23%	22%	23%	20%	20%	20%	19%	21%	26%	19%	22%
<b>Environment</b>	20%	18%	13%	12%	10%	10%	12%	13%	16%	21%	25%	21%
<b>Housing</b>	24%	21%	19%	18%	15%	18%	20%	27%	24%	23%	20%	20%
<b>Unemployment</b>	10%	10%	17%	21%	26%	26%	24%	23%	18%	14%	15%	17%
<b>Poverty</b>	10%	10%	10%	11%	13%	12%	13%	14%	15%	14%	15%	13%
<b>Drug Abuse</b>	13%	12%	12%	12%	13%	16%	17%	16%	15%	16%	16%	13%
<b>Education</b>	15%	12%	16%	19%	20%	17%	18%	14%	13%	14%	13%	13%
<b>Personal Debt</b>	15%	13%	12%	9%	6%	5%	7%	10%	10%	10%	11%	11%
<b>Transport</b>	10%	10%	10%	9%	7%	7%	8%	8%	10%	9%	8%	11%
<b>Population</b>	10%	8%	7%	7%	6%	6%	6%	8%	13%	11%	15%	11%
<b>Petrol Prices</b>	9%	15%	14%	11%	8%	4%	4%	6%	11%	8%	7%	9%
<b>Defence</b>	5%	4%	3%	3%	8%	16%	12%	14%	8%	8%	8%	8%
<b>Taxation</b>	6%	7%	8%	6%	8%	10%	10%	8%	8%	8%	8%	8%
<b>Racism</b>	6%	6%	5%	6%	7%	8%	8%	7%	5%	8%	6%	6%
<b>Indigenous Issues</b>	4%	3%	3%	2%	2%	2%	3%	3%	3%	4%	6%	3%



# IPSOS ISSUES MONITOR JUNE 2019

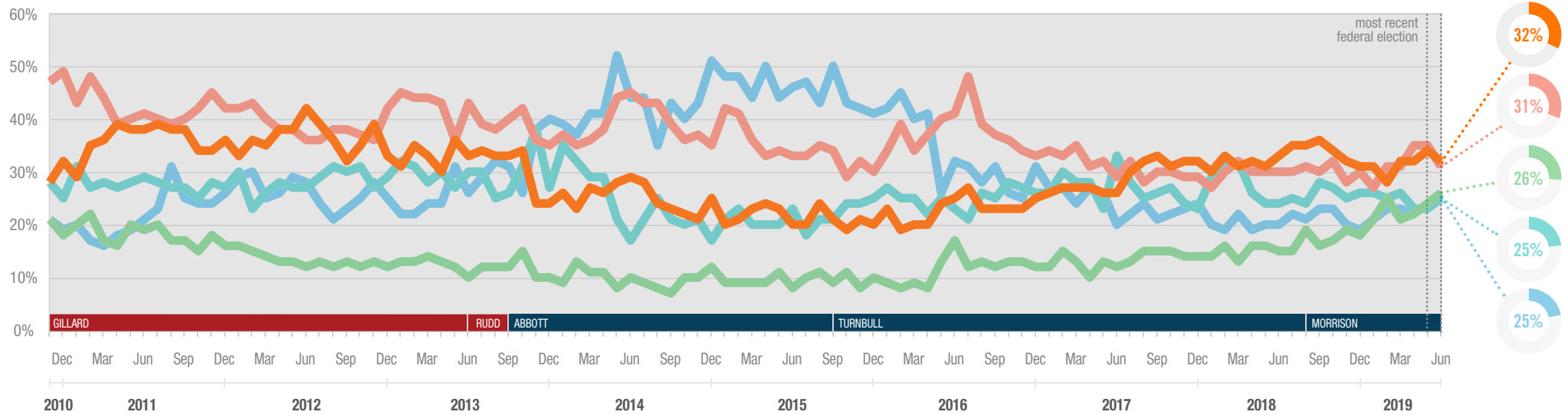
## The top issues facing Australia

**Daniel Evans**  
Deputy Managing Director  
✉ dan.evans@ipsos.com  
☎ (03) 9946 0850

**Joe Curran**  
Senior Research Manager  
✉ joe.curran@ipsos.com  
☎ (03) 9946 0847

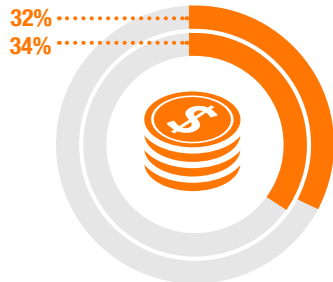


Each month we ask 1,000 Australians to select the three most important issues facing the nation. The top five issues facing Australia in June 2019 are shown below. A summary of all issues facing Australia can be found overleaf. If you would like to know more about the Ipsos Issues Monitor - Australia's longest running ongoing survey of community concerns - please contact Daniel Evans or Joe Curran.

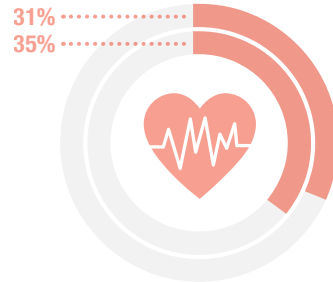


### Cost of Living

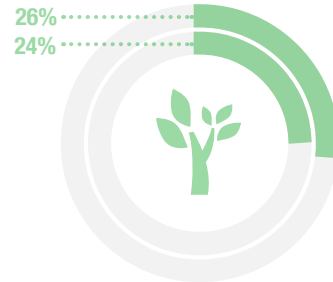
JUN 19  
MAY 19



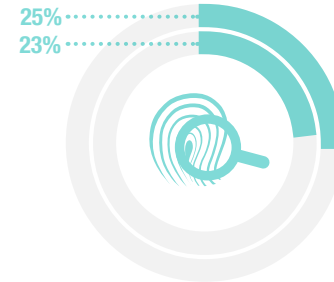
### Healthcare



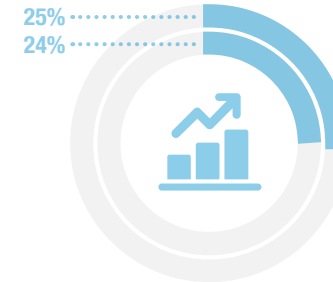
### Environment



### Crime

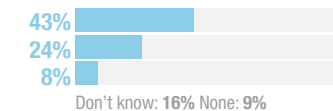
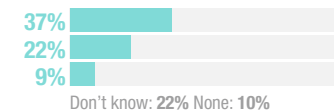
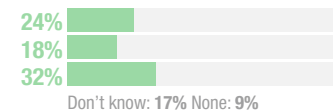
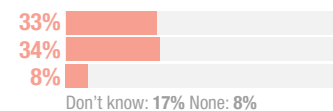
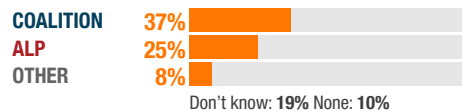


### The Economy



▲▼  
significant  
difference  
compared to  
May 19

### Party most capable to manage the top issues facing Australia





# IPSOS ISSUES MONITOR JUNE 2019

The top issues facing Australia

Daniel Evans  
Deputy Managing Director  
✉ dan.evans@ipsos.com  
☎ (03) 9946 0850

Joe Curran  
Senior Research Manager  
✉ joe.curran@ipsos.com  
☎ (03) 9946 0847



	2010	2011	2012	2013	2014	2015	2016	2017	2018	JAN 2019	FEB 2019	MAR 2019	APR 2019	MAY 2019	JUN 2019
<b>Cost of Living</b>	30%	36%	36%	32%	25%	21%	23%	29%	33%	31%	28%	32%	32%	34%	32%
<b>Healthcare</b>	48%	42%	39%	41%	39%	34%	38%	31%	30%	27%	31%	31%	35%	35%	31%
<b>Environment</b>	20%	18%	13%	12%	10%	10%	12%	13%	16%	21%	25%	21%	22%	24%	26%
<b>Crime</b>	26%	28%	28%	30%	24%	22%	25%	27%	27%	26%	25%	26%	23%	23%	25%
<b>The Economy</b>	20%	22%	26%	29%	42%	45%	33%	24%	21%	21%	23%	23%	22%	24%	25%
<b>Housing</b>	24%	21%	19%	18%	15%	18%	20%	27%	24%	23%	20%	20%	19%	22%	23%
<b>Poverty</b>	10%	10%	10%	11%	13%	12%	13%	14%	15%	14%	15%	13%	14%	14%	17%
<b>Immigration</b>	19%	23%	22%	23%	20%	20%	20%	19%	21%	26%	19%	22%	21%	18%	17%
<b>Unemployment</b>	10%	10%	17%	21%	26%	26%	24%	23%	18%	14%	15%	17%	14%	15%	16%
<b>Drug Abuse</b>	13%	12%	12%	12%	13%	16%	17%	16%	15%	16%	16%	13%	12%	12%	13%
<b>Education</b>	15%	12%	16%	19%	20%	17%	18%	14%	13%	14%	13%	13%	13%	13%	12%
<b>Population</b>	10%	8%	7%	7%	6%	6%	6%	8%	13%	11%	15%	11%	15%	13%	11%
<b>Personal Debt</b>	15%	13%	12%	9%	6%	5%	7%	10%	10%	10%	11%	11%	11%	10%	10%
<b>Petrol Prices</b>	9%	15%	14%	11%	8%	4%	4%	6%	11%	8%	7%	9%	10%	8%	9%
<b>Taxation</b>	6%	7%	8%	6%	8%	10%	10%	8%	8%	8%	8%	8%	9%	10%	9%
<b>Transport</b>	10%	10%	10%	9%	7%	7%	8%	8%	10%	9%	8%	11%	9%	9%	8%
<b>Defence</b>	5%	4%	3%	3%	8%	16%	12%	14%	8%	8%	8%	8%	7%	9%	7%
<b>Indigenous Issues</b>	4%	3%	3%	2%	2%	2%	3%	3%	3%	4%	6%	3%	5%	2%	5%
<b>Racism</b>	6%	6%	5%	6%	7%	8%	8%	7%	5%	8%	6%	6%	7%	5%	5%



# IPSOS ISSUES MONITOR SEPTEMBER 2019

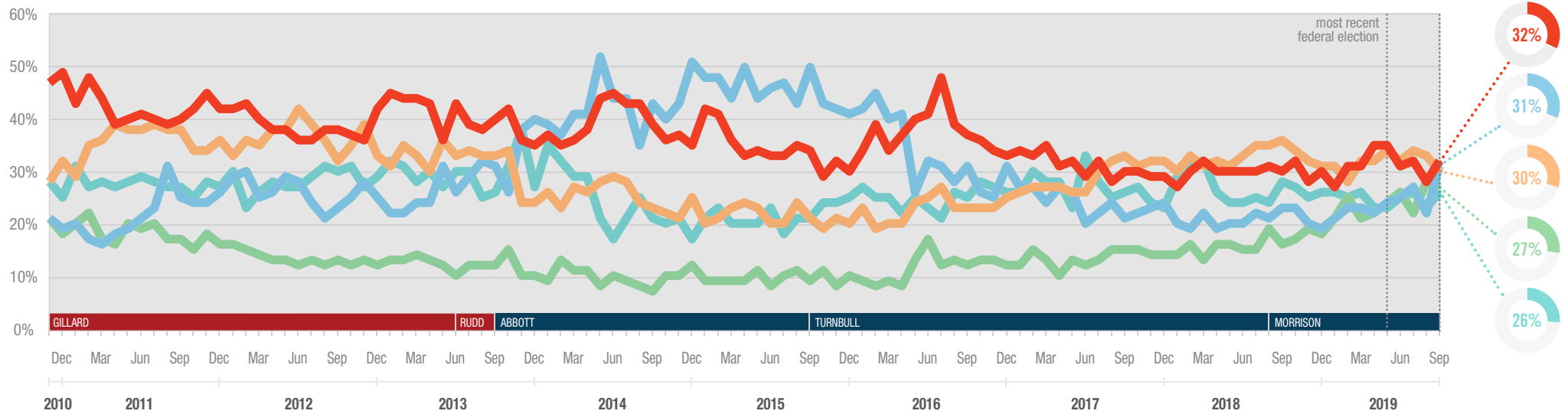
## The top issues facing Australia

**Daniel Evans**  
Deputy Managing Director  
✉ dan.evans@ipsos.com  
☎ (03) 9946 0850

**Joe Curran**  
Senior Research Manager  
✉ joe.curran@ipsos.com  
☎ (03) 9946 0847

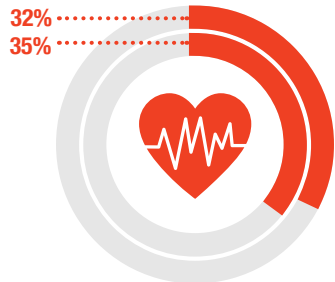


Each month we ask 1,000 Australians to select the three most important issues facing the nation. The top five issues facing Australia in September 2019 are shown below. A summary of all issues facing Australia can be found overleaf. If you would like to know more about the Ipsos Issues Monitor, or Ipsos Public Affairs, please contact Daniel Evans or Joe Curran.

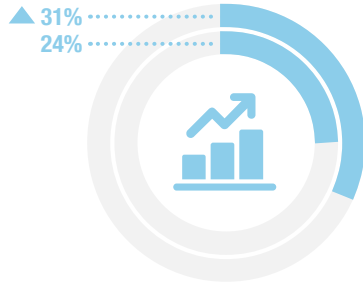


SEP 19  
MAY 19

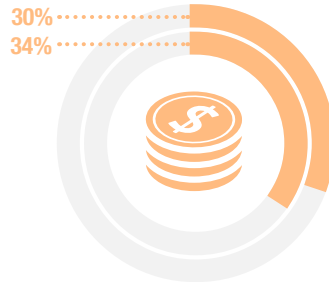
### Healthcare



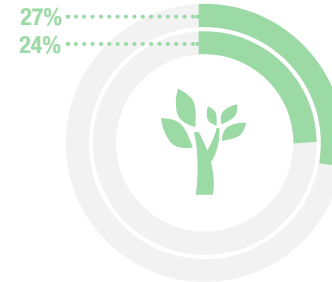
### The Economy



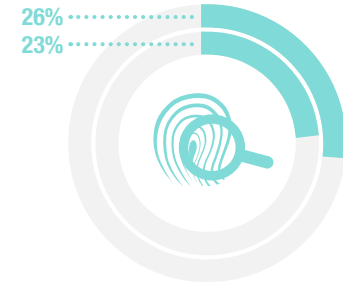
### Cost of Living



### Environment

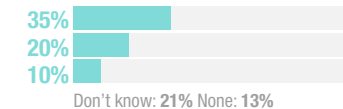
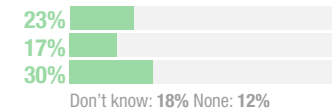
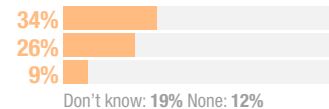
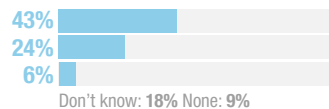
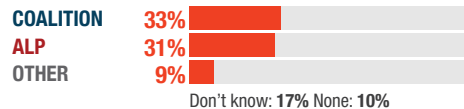


### Crime



▲ ▼  
significant  
difference  
compared to  
May 19

## Party most capable to manage the top issues facing Australia





# IPSOS ISSUES MONITOR SEPTEMBER 2019

The top issues facing Australia

Daniel Evans  
Deputy Managing Director  
✉ dan.evans@ipsos.com  
☎ (03) 9946 0850

Joe Curran  
Senior Research Manager  
✉ joe.curran@ipsos.com  
☎ (03) 9946 0847



	2010	2011	2012	2013	2014	2015	2016	2017	2018	JAN 2019	FEB 2019	MAR 2019	APR 2019	MAY 2019	JUN 2019	JUL 2019	AUG 2019	SEP 2019
<b>Healthcare</b>	48%	42%	39%	41%	39%	34%	38%	31%	30%	27%	31%	31%	35%	35%	31%	32%	28%	32%
<b>The Economy</b>	20%	22%	26%	29%	42%	45%	33%	24%	21%	21%	23%	23%	22%	24%	25%	27%	22%	31%
<b>Cost of Living</b>	30%	36%	36%	32%	25%	21%	23%	29%	33%	31%	28%	32%	32%	34%	32%	34%	33%	30%
<b>Environment</b>	20%	18%	13%	12%	10%	10%	12%	13%	16%	21%	25%	21%	22%	24%	26%	22%	28%	27%
<b>Crime</b>	26%	28%	28%	30%	24%	22%	25%	27%	27%	26%	25%	26%	23%	23%	25%	26%	23%	26%
<b>Housing</b>	24%	21%	19%	18%	15%	18%	20%	27%	24%	23%	20%	20%	19%	22%	23%	19%	20%	19%
<b>Immigration</b>	19%	23%	22%	23%	20%	20%	20%	19%	21%	26%	19%	22%	21%	18%	17%	18%	17%	19%
<b>Unemployment</b>	10%	10%	17%	21%	26%	26%	24%	23%	18%	14%	15%	17%	14%	15%	16%	18%	15%	18%
<b>Poverty</b>	10%	10%	10%	11%	13%	12%	13%	14%	15%	14%	15%	13%	14%	14%	17%	16%	20%	17%
<b>Population</b>	10%	8%	7%	7%	6%	6%	6%	8%	13%	11%	15%	11%	15%	13%	11%	10%	13%	13%
<b>Drug Abuse</b>	13%	12%	12%	12%	13%	16%	17%	16%	15%	16%	16%	13%	12%	12%	13%	14%	16%	13%
<b>Education</b>	15%	12%	16%	19%	20%	17%	18%	14%	13%	14%	13%	13%	13%	13%	12%	13%	11%	12%
<b>Personal Debt</b>	15%	13%	12%	9%	6%	5%	7%	10%	10%	10%	11%	11%	11%	10%	10%	10%	10%	9%
<b>Defence</b>	5%	4%	3%	3%	8%	16%	12%	14%	8%	8%	8%	8%	7%	9%	7%	7%	7%	9%
<b>Transport</b>	10%	10%	10%	9%	7%	7%	8%	8%	10%	9%	8%	11%	9%	9%	8%	9%	8%	8%
<b>Petrol Prices</b>	9%	15%	14%	11%	8%	4%	4%	6%	11%	8%	7%	9%	10%	8%	9%	8%	12%	7%
<b>Racism</b>	6%	6%	5%	6%	7%	8%	8%	7%	5%	8%	6%	6%	7%	5%	5%	5%	6%	4%
<b>Taxation</b>	6%	7%	8%	6%	8%	10%	10%	8%	8%	8%	8%	8%	9%	10%	9%	8%	6%	4%
<b>Indigenous Issues</b>	4%	3%	3%	2%	2%	2%	3%	3%	3%	4%	6%	3%	5%	2%	5%	5%	4%	3%



# IPSOS ISSUES MONITOR DECEMBER 2019

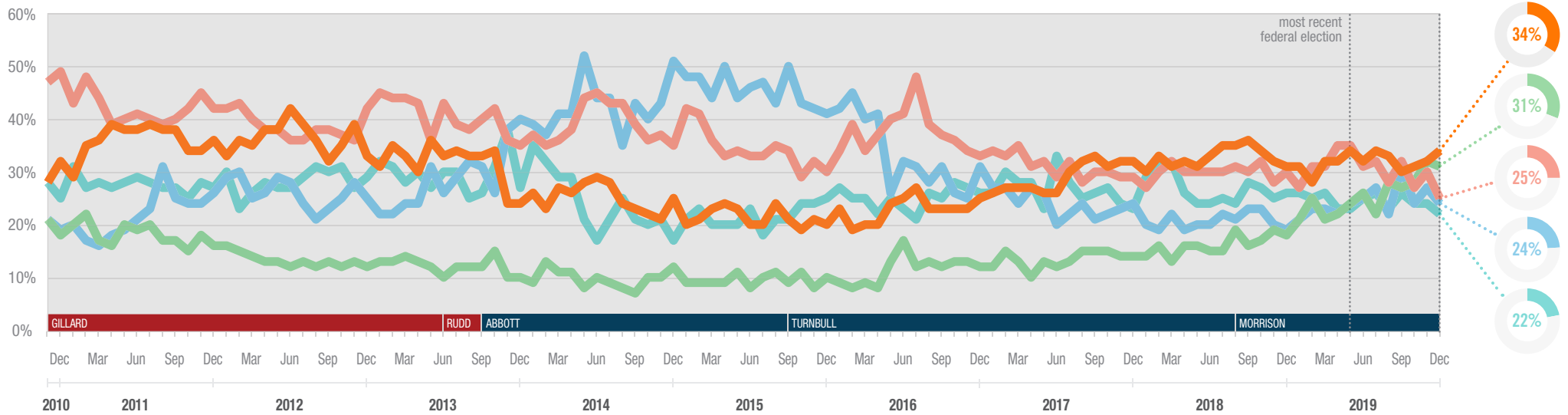
## The top issues facing Australia

Daniel Evans  
Deputy Managing Director  
dan.evans@ipsos.com  
(03) 9946 0850

Joe Curran  
Senior Research Manager  
joe.curran@ipsos.com  
(03) 9946 0847



Each month we ask 1,000 Australians to select the three most important issues facing the nation. The top five issues facing Australia in December 2019 are shown below. A summary of all issues facing Australia can be found overleaf. If you would like to know more about the Ipsos Issues Monitor, or Ipsos Public Affairs, please contact Daniel Evans or Joe Curran.



### Cost of Living

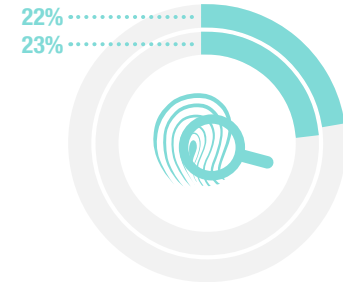
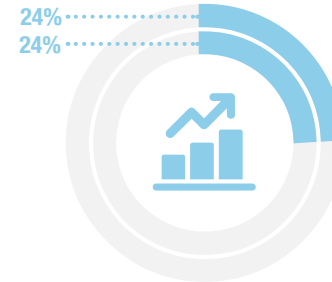
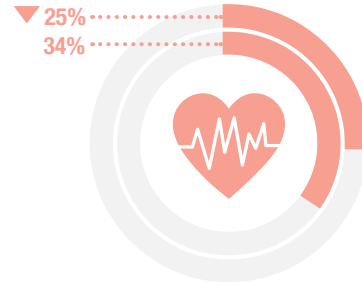
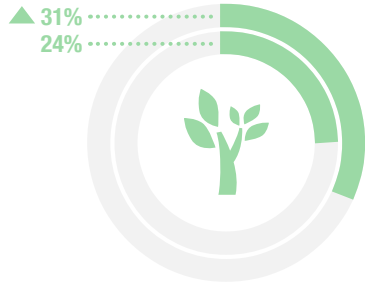
### Environment

### Healthcare

### The Economy

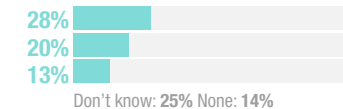
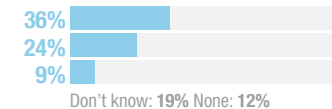
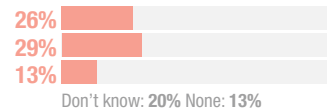
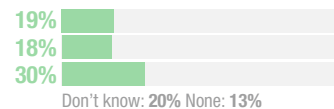
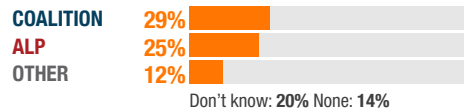
### Crime

DEC 19  
MAY 19



▲▼  
significant  
difference  
compared to  
May 19

### Party most capable to manage the top issues facing Australia





# IPSOS ISSUES MONITOR DECEMBER 2019

The top issues facing Australia

Daniel Evans  
Deputy Managing Director  
✉ dan.evans@ipsos.com  
☎ (03) 9946 0850

Joe Curran  
Senior Research Manager  
✉ joe.curran@ipsos.com  
☎ (03) 9946 0847



	2010	2011	2012	2013	2014	2015	2016	2017	2018	JAN 2019	FEB 2019	MAR 2019	APR 2019	MAY 2019	JUN 2019	JUL 2019	AUG 2019	SEP 2019	OCT 2019	NOV 2019	DEC 2019
<b>Cost of Living</b>	30%	36%	36%	32%	25%	21%	23%	29%	33%	31%	28%	32%	32%	34%	32%	34%	33%	30%	31%	32%	34%
<b>Environment</b>	20%	18%	13%	12%	10%	10%	12%	13%	16%	21%	25%	21%	22%	24%	26%	22%	28%	27%	28%	32%	31%
<b>Healthcare</b>	48%	42%	39%	41%	39%	34%	38%	31%	30%	27%	31%	31%	35%	35%	31%	32%	28%	32%	27%	30%	25%
<b>The Economy</b>	20%	22%	26%	29%	42%	45%	33%	24%	21%	21%	23%	23%	22%	24%	25%	27%	22%	31%	24%	27%	24%
<b>Crime</b>	26%	28%	28%	30%	24%	22%	25%	27%	27%	26%	25%	26%	23%	23%	25%	26%	23%	26%	24%	24%	22%
<b>Housing</b>	24%	21%	19%	18%	15%	18%	20%	27%	24%	23%	20%	20%	19%	22%	23%	19%	20%	19%	19%	20%	20%
<b>Unemployment</b>	10%	10%	17%	21%	26%	26%	24%	23%	18%	14%	15%	17%	14%	15%	16%	18%	15%	18%	19%	17%	18%
<b>Poverty</b>	10%	10%	10%	11%	13%	12%	13%	14%	15%	14%	15%	13%	14%	14%	17%	16%	20%	17%	16%	17%	18%
<b>Immigration</b>	19%	23%	22%	23%	20%	20%	20%	19%	21%	26%	19%	22%	21%	18%	17%	18%	17%	19%	14%	17%	17%
<b>Education</b>	15%	12%	16%	19%	20%	17%	18%	14%	13%	14%	13%	13%	13%	13%	12%	13%	11%	12%	10%	11%	16%
<b>Drug Abuse</b>	13%	12%	12%	12%	13%	16%	17%	16%	15%	16%	16%	13%	12%	12%	13%	14%	16%	13%	19%	13%	15%
<b>Population</b>	10%	8%	7%	7%	6%	6%	6%	8%	13%	11%	15%	11%	15%	13%	11%	10%	13%	13%	11%	13%	13%
<b>Personal Debt</b>	15%	13%	12%	9%	6%	5%	7%	10%	10%	10%	11%	11%	11%	10%	10%	10%	10%	9%	12%	11%	11%
<b>Petrol Prices</b>	9%	15%	14%	11%	8%	4%	4%	6%	11%	8%	7%	9%	10%	8%	9%	8%	12%	7%	16%	9%	8%
<b>Transport</b>	10%	10%	10%	9%	7%	7%	8%	8%	10%	9%	8%	11%	9%	9%	8%	9%	8%	8%	9%	9%	8%
<b>Defence</b>	5%	4%	3%	3%	8%	16%	12%	14%	8%	8%	8%	8%	7%	9%	7%	7%	7%	9%	5%	6%	8%
<b>Taxation</b>	6%	7%	8%	6%	8%	10%	10%	8%	8%	8%	8%	8%	9%	10%	9%	8%	6%	4%	6%	6%	5%
<b>Racism</b>	6%	6%	5%	6%	7%	8%	8%	7%	5%	8%	6%	6%	7%	5%	5%	5%	6%	4%	4%	4%	4%
<b>Indigenous Issues</b>	4%	3%	3%	2%	2%	2%	3%	3%	3%	4%	6%	3%	5%	2%	5%	5%	4%	3%	4%	3%	4%