

WHAT WORRIES THE



September 2018

GAME CHANGERS



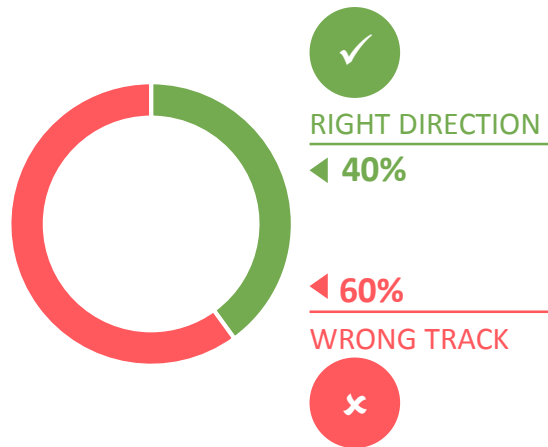
WORLD SUMMARY: SEPTEMBER 2018

The majority (60%) of people around the world think things in their country are on the wrong track.

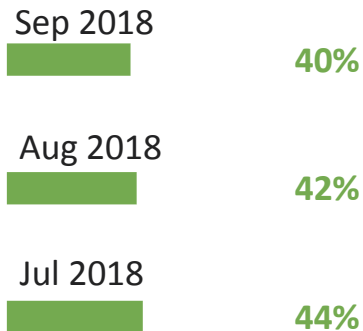
Financial/political corruption currently occupies the top spot for global concern with 34% saying this.

Generally speaking, would you say things in this country are heading in the right direction, or are they off on the wrong track?

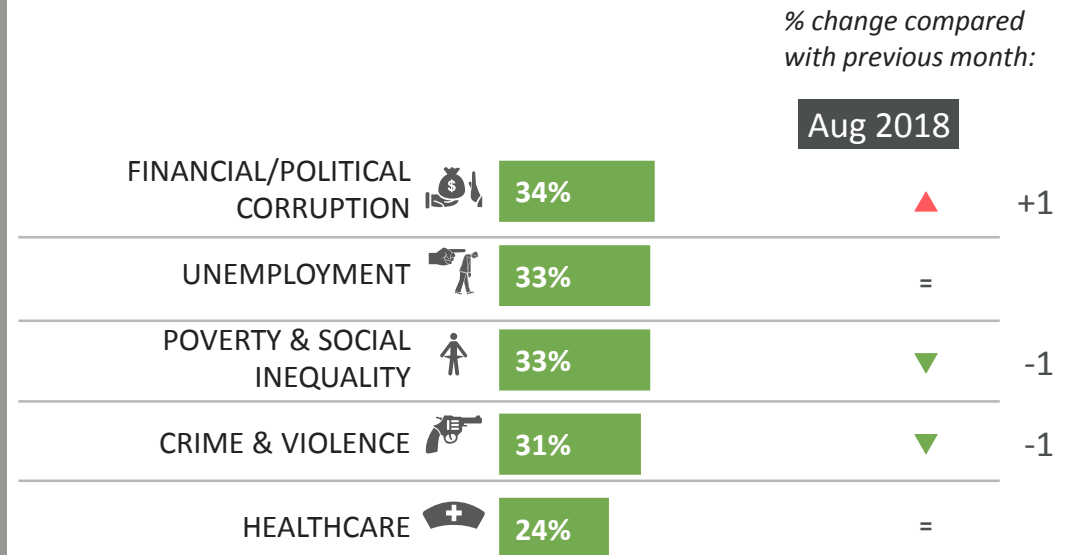
**RIGHT DIRECTION/
WRONG TRACK**
September 2018



RIGHT DIRECTION



Which three of the following topics do you find the most worrying in your country?*



Base: Representative sample of adults aged 16-64 in 28 participating countries. c.18,000 per month
Source: Global Advisor

*Please note that participants in China were not shown the full list of topics for this question. Financial/political corruption, poverty and social inequality, taxes, and rise of extremism were excluded from the list shown to Chinese participants.



RIGHT

DIRECTION

WRONG

TRACK

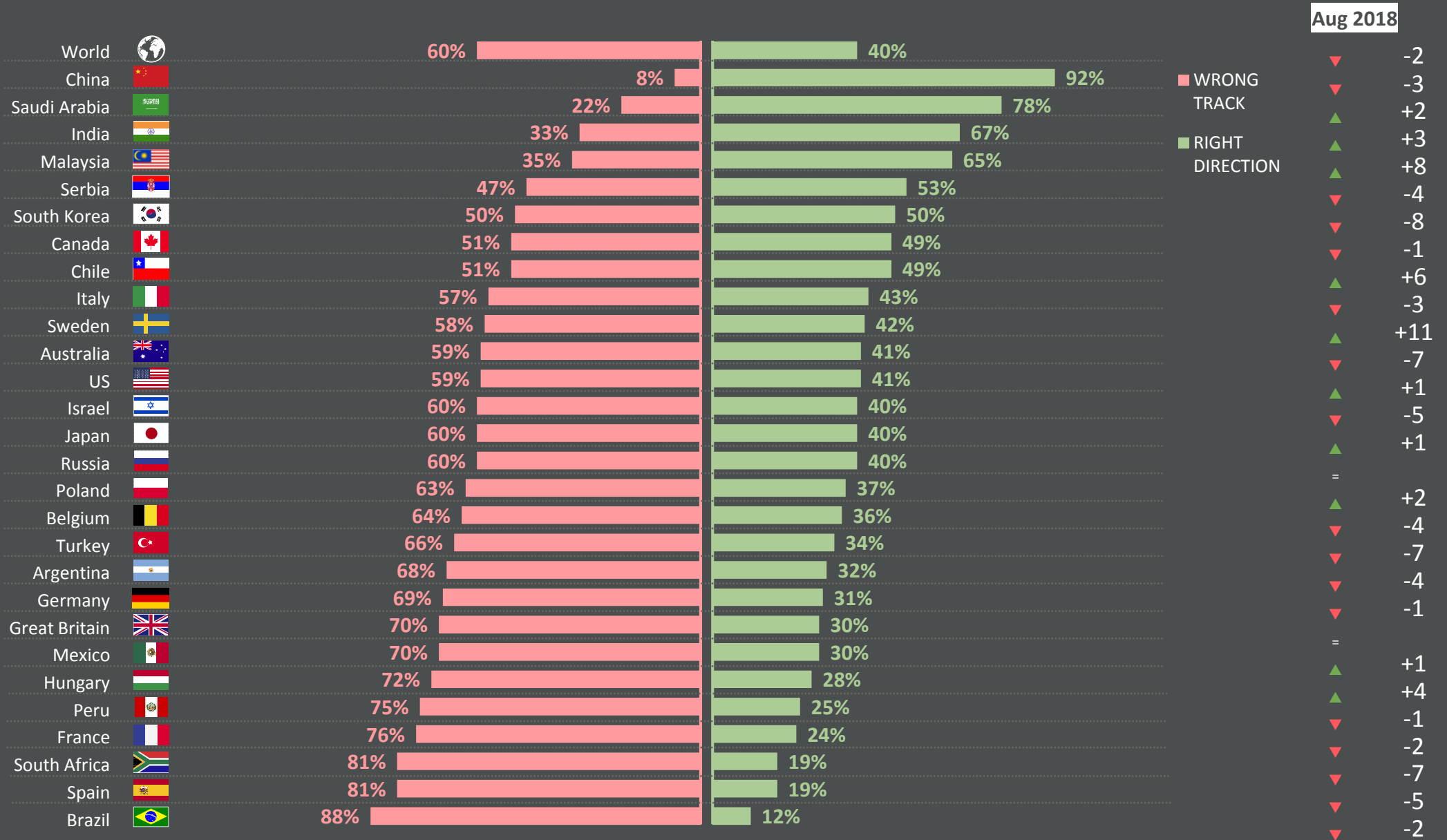
- Country comparisons
- Trends over time: Great Britain
- Trends over time: world

COUNTRY COMPARISON

RIGHT DIRECTION/WRONG TRACK

Ipsos Public Affairs

% change compared with previous month:

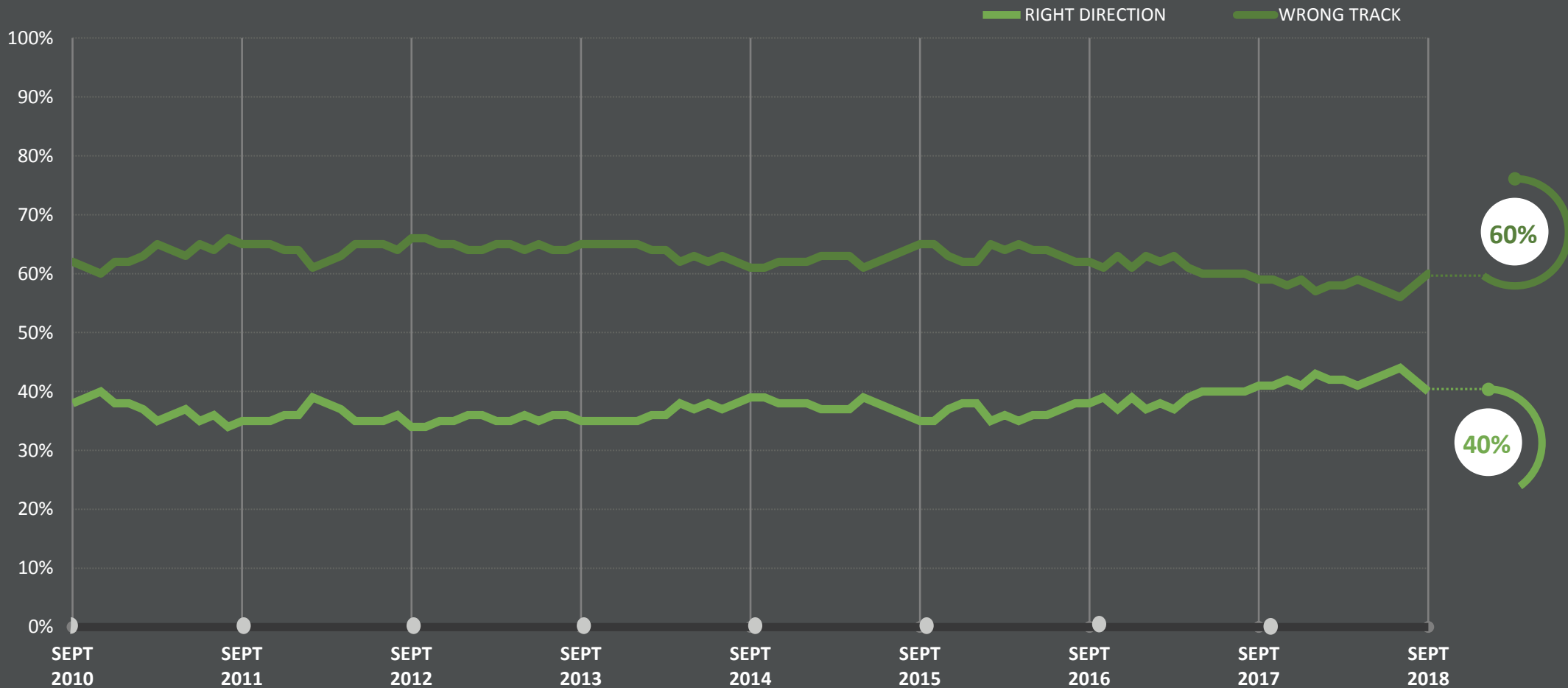


Base: Representative sample of 20,787 adults aged 16-64 in 28 participating countries, August 24th 2018 - September 7th 2018.

Source: Global Advisor

WORLD: RIGHT DIRECTION/ WRONG TRACK

Generally speaking, would you say things in this country are heading in the right direction, or are they off on the wrong track?



Base: Representative sample of adults aged 16-64, c.18,000 – 20,000 per month.

Source: Global Advisor

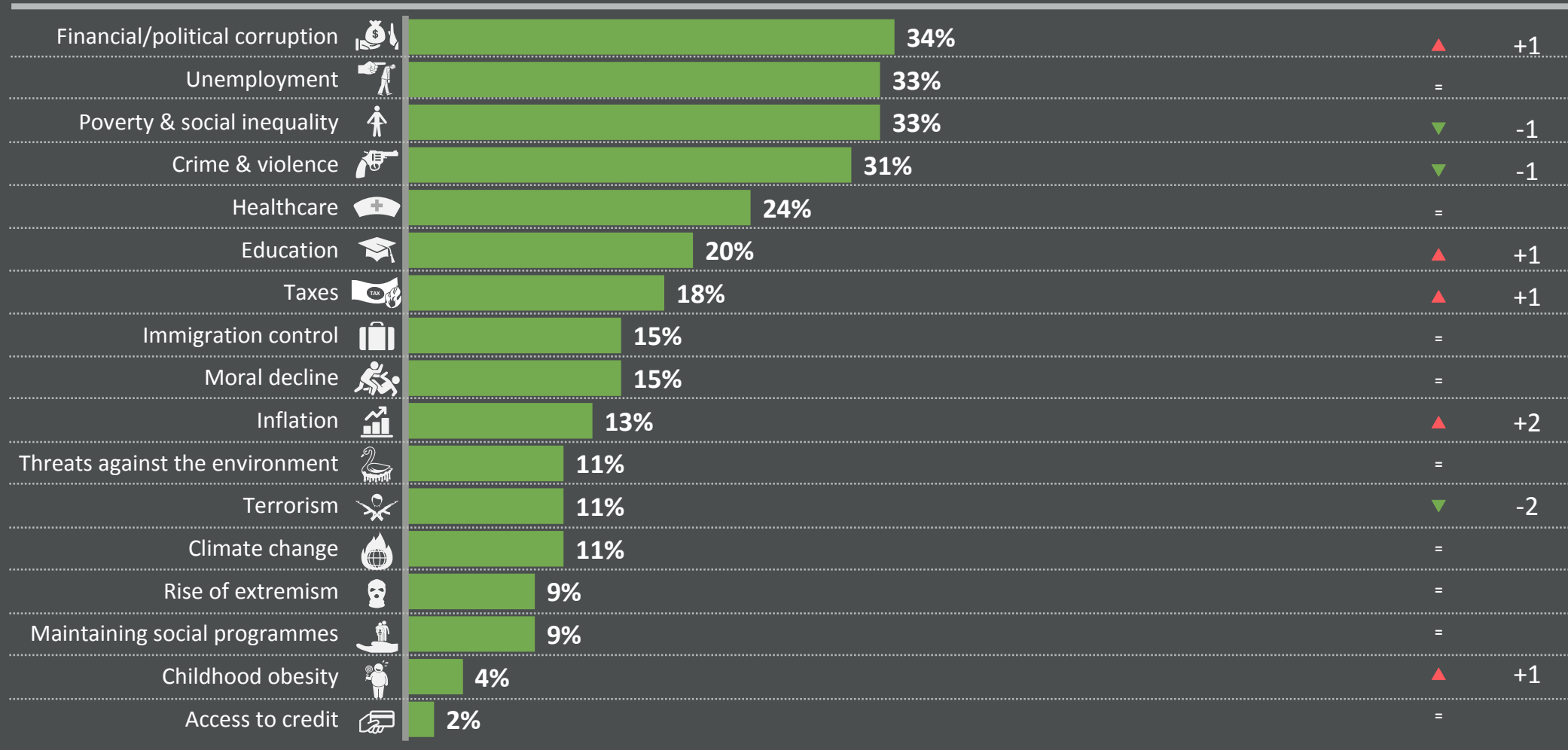
WORLD WORRIES

Which three of the following topics do you find the most worrying in your country?

% change compared with previous month:

Mentioned in September 2018 (%)

Aug 2018



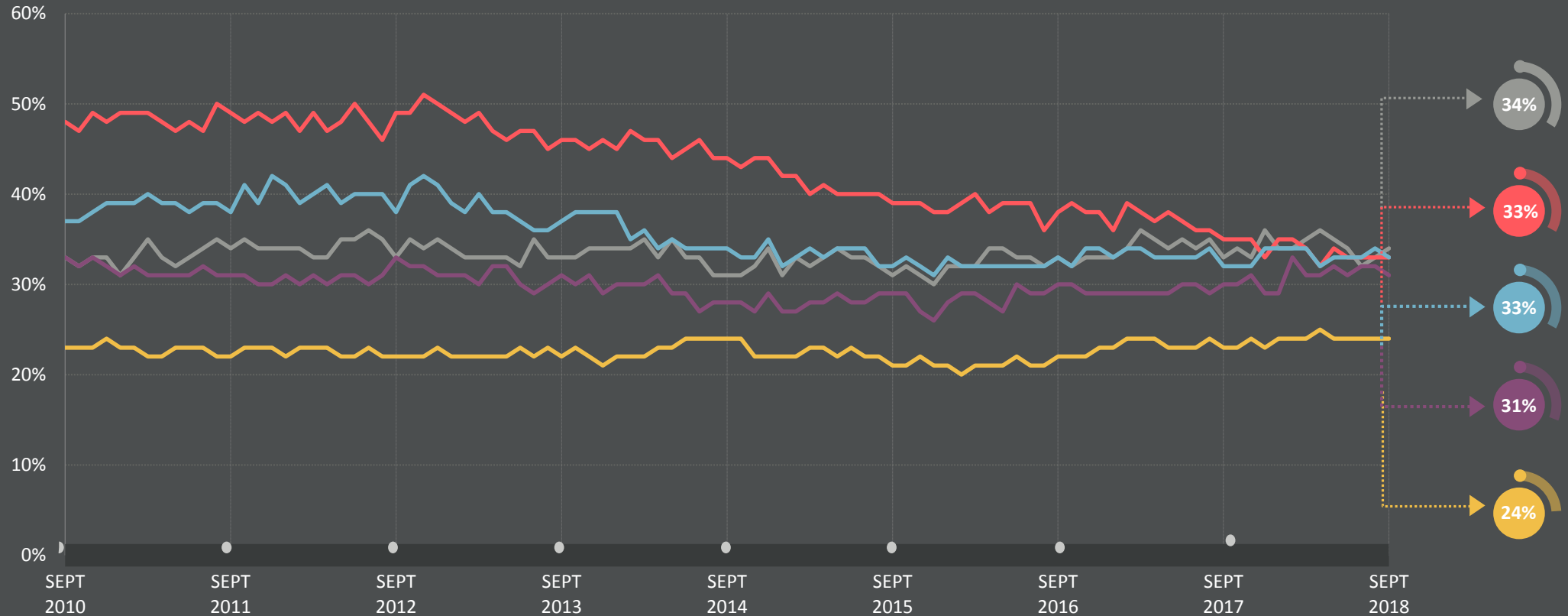
Base: Representative sample of adults aged 16-64. September 2018: 20,787; August 2018: 19,642.


Source: Global Advisor

THE WORLD'S CURRENT TOP 5 WORRIES:


LONG-TERM TRENDS

Which three of the following topics do you find the most worrying in your country?






Financial/political corruption




Unemployment



Poverty & social inequality



Crime & violence



Healthcare

Base: Representative sample of adults aged 16-64, c.18,000-20,000 per month.

Source: Global Advisor

WORLD WORRIES

COUNTRY COMPARISON

Country comparison of all 17 concerns



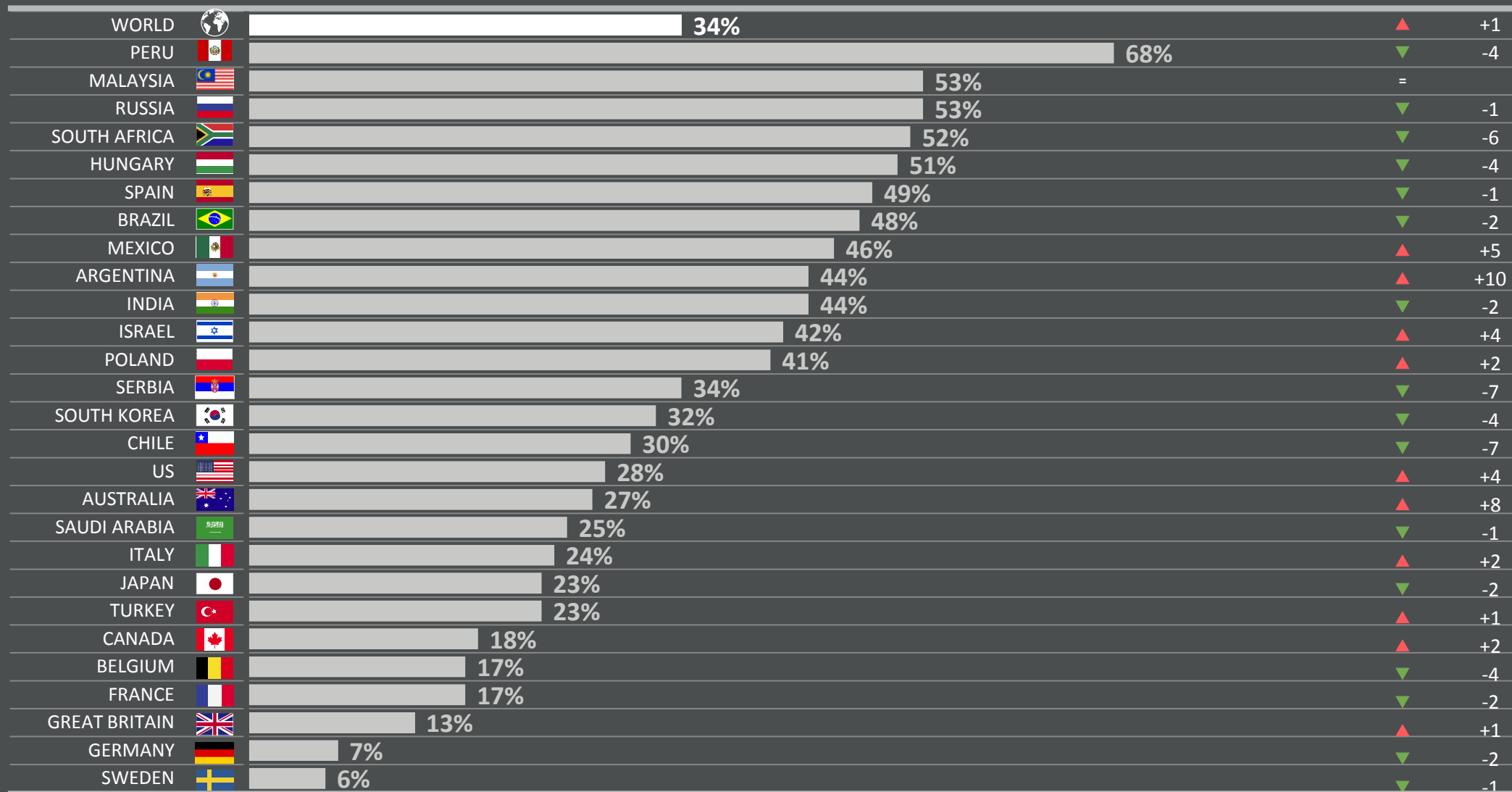
1 | FINANCIAL/POLITICAL CORRUPTION

Which three of the following topics do you find the most worrying in your country?

% change compared with previous month:

(%) worried in September 2018 in each country

Aug 2018



Base: Representative sample of adults aged 16-64 in 28 participating countries. September 2018: 20,787; August 2018: 19,642.

Source: Global Advisor

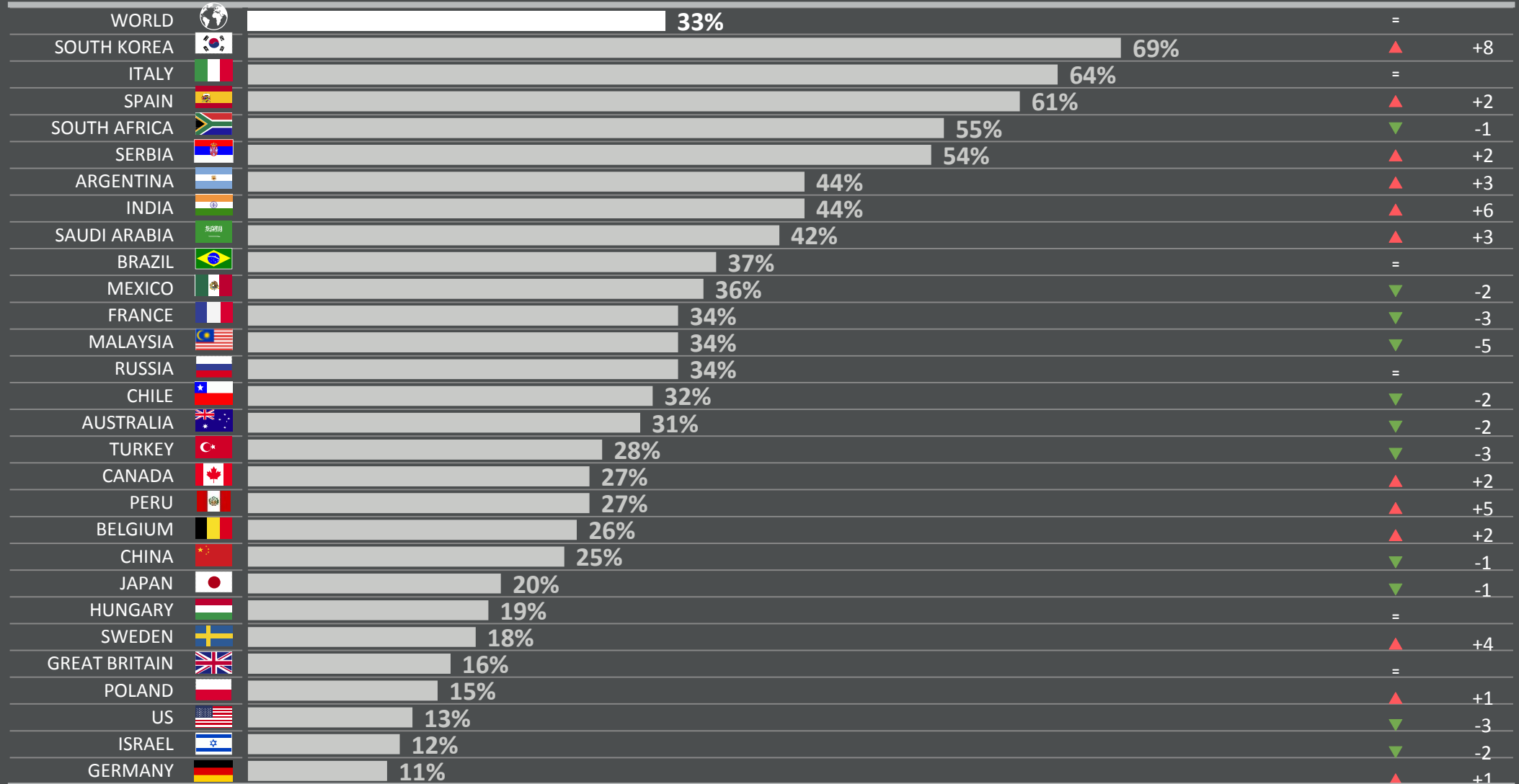
2 | UNEMPLOYMENT AND JOBS

Which three of the following topics do you find the most worrying in your country?

% change compared with previous month:

(%) worried in September 2018 in each country

Aug 2018



Base: Representative sample of adults aged 16-64 in 28 participating countries. September 2018: 20,787; August 2018: 19,642.

Source: Global Advisor

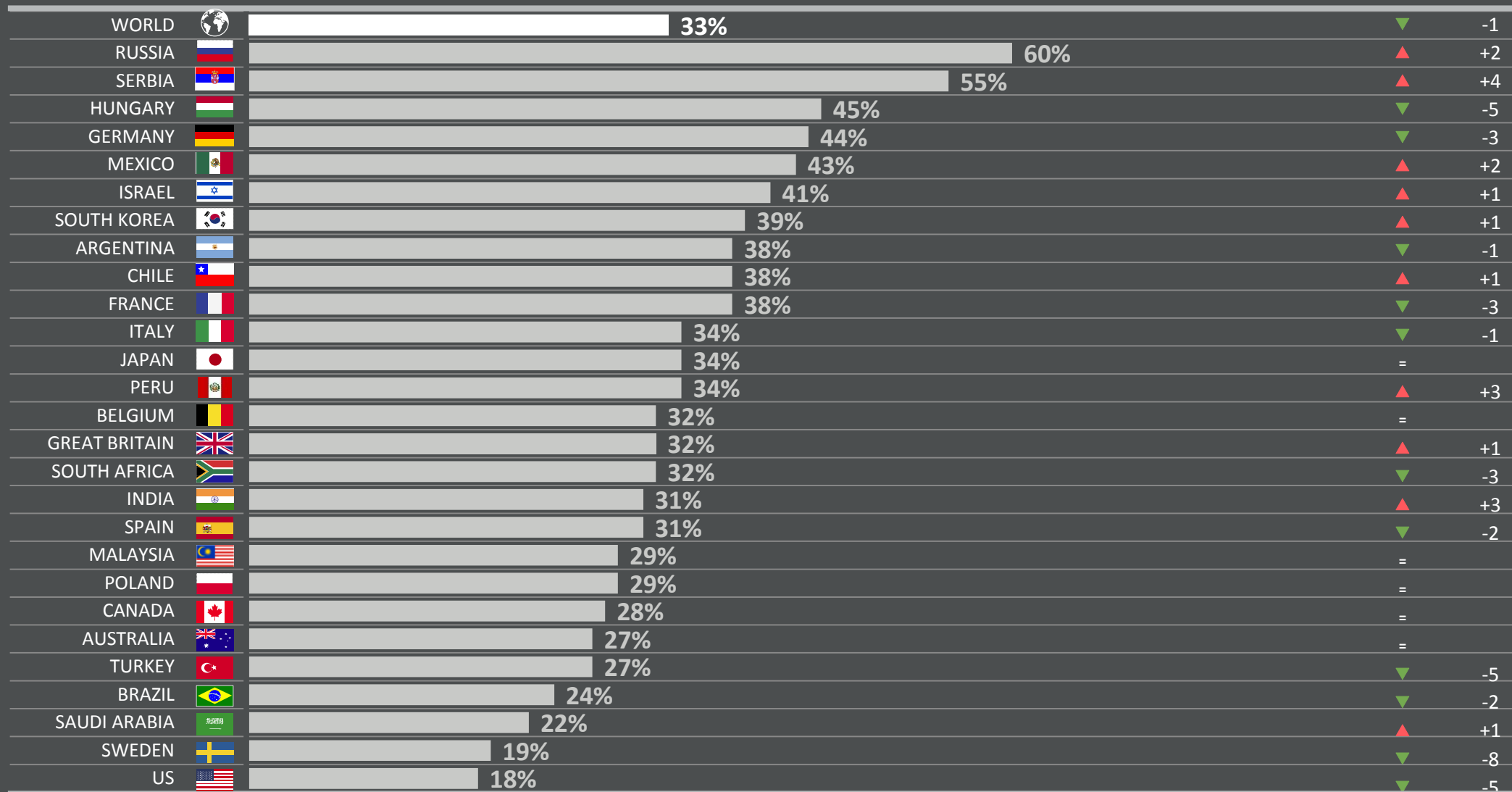
3 | POVERTY & SOCIAL INEQUALITY

Which three of the following topics do you find the most worrying in your country?

% change compared with previous month:

(%) worried in September 2018 in each country

Aug 2018



Base: Representative sample of adults aged 16-64 in 28 participating countries. September 2018: 20,787; August 2018: 19,642.

Source: Global Advisor

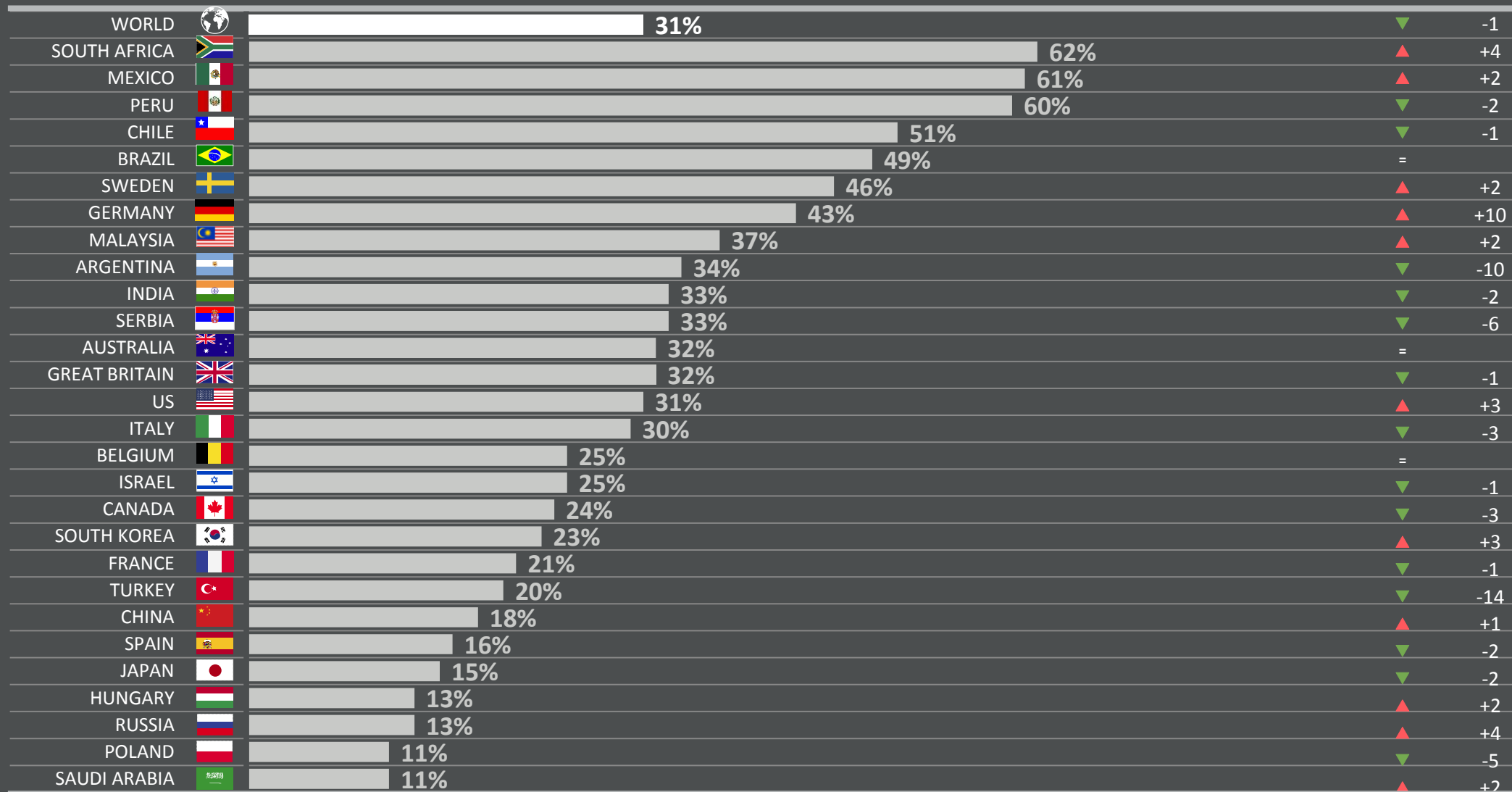
4 | CRIME & VIOLENCE

Which three of the following topics do you find the most worrying in your country?

% change compared with previous month:

(%) worried in September 2018 in each country

Aug 2018



Base: Representative sample of adults aged 16-64 in 28 participating countries. September 2018: 20,787; August 2018: 19,642.

Source: Global Advisor

5 | HEALTHCARE

Which three of the following topics do you find the most worrying in your country?

% change compared with previous month:

(%) worried in September 2018 in each country

Aug 2018

Country	Flag	% Worried (Sep 2018)	% Change (Aug 2018)
WORLD		24%	=
HUNGARY		70%	▼ -3
POLAND		55%	▲ +3
BRAZIL		41%	▼ -4
CHINA		40%	▲ +7
GREAT BRITAIN		38%	▼ -5
SERBIA		38%	▼ -2
CANADA		36%	▼ -1
US		36%	▼ -1
RUSSIA		31%	▼ -5
SWEDEN		29%	▲ +1
AUSTRALIA		23%	▼ -7
CHILE		21%	▼ -4
SPAIN		21%	▲ +1
BELGIUM		19%	▲ +1
JAPAN		16%	▲ +2
FRANCE		15%	▲ +1
ISRAEL		15%	▼ -1
PERU		15%	▲ +2
INDIA		13%	▼ -1
GERMANY		12%	▼ -5
ITALY		12%	▼ -3
SAUDI ARABIA		12%	▼ -2
SOUTH AFRICA		12%	=
MALAYSIA		8%	▼ -1
MEXICO		6%	▼ -7
TURKEY		6%	▲ +1
ARGENTINA		5%	▼ -1
SOUTH KOREA		5%	▲ +1

Base: Representative sample of adults aged 16-64 in 28 participating countries. September 2018: 20,787; August 2018: 19,642.

Source: Global Advisor

6 | EDUCATION

Which three of the following topics do you find the most worrying in your country?

% change compared with previous month:

(%) worried in September 2018 in each country

Aug 2018

Country	Worried (%)	% change compared with previous month:
WORLD	20%	+1
CHILE	35%	-3
PERU	34%	-4
BRAZIL	33%	=
ISRAEL	33%	-2
TURKEY	31%	=
ARGENTINA	30%	+1
HUNGARY	30%	+3
MEXICO	29%	-3
CHINA	28%	+8
SOUTH AFRICA	21%	+2
SPAIN	20%	=
INDIA	19%	+4
SAUDI ARABIA	19%	=
SERBIA	19%	=
US	16%	+3
AUSTRALIA	15%	-1
RUSSIA	15%	-3
CANADA	13%	+3
JAPAN	13%	=
SOUTH KOREA	13%	+4
BELGIUM	12%	+2
MALAYSIA	12%	-2
POLAND	12%	+2
FRANCE	11%	-1
GERMANY	11%	=
GREAT BRITAIN	9%	-2
SWEDEN	8%	=
ITALY	6%	-1

Base: Representative sample of adults aged 16-64 in 28 participating countries. September 2018: 20,787; August 2018: 19,642.

Source: Global Advisor

7 | TAXES

Which three of the following topics do you find the most worrying in your country?

% change compared with previous month:

(%) worried in September 2018 in each country

Aug 2018

Country	% worried in September 2018	% change compared with previous month (Aug 2018)
WORLD	18%	+1
SAUDI ARABIA	33%	+4
CANADA	32%	-4
ITALY	31%	+1
POLAND	30%	=
BELGIUM	29%	-4
FRANCE	29%	+5
MALAYSIA	29%	+11
JAPAN	26%	+1
BRAZIL	22%	=
TURKEY	22%	=
ISRAEL	19%	+1
ARGENTINA	18%	-4
SOUTH KOREA	18%	=
US	18%	+5
AUSTRALIA	17%	=
RUSSIA	17%	-4
SOUTH AFRICA	16%	+1
INDIA	15%	-2
SPAIN	15%	=
SWEDEN	14%	+6
MEXICO	13%	-1
GERMANY	8%	+1
GREAT BRITAIN	7%	-2
HUNGARY	7%	+1
SERBIA	6%	=
CHILE	5%	=
PERU	4%	-1

Base: Representative sample of adults aged 16-64 in 28 participating countries. September 2018: 20,787; August 2018: 19,642.

Source: Global Advisor

8 | IMMIGRATION CONTROL

Which three of the following topics do you find the most worrying in your country?

% change compared with previous month:

(%) worried in September 2018 in each country

Aug 2018

Country	% worried in September 2018	% change compared with previous month (Aug 2018)
WORLD	15%	=
GERMANY	38%	-3
BELGIUM	33%	+4
ITALY	33%	=
SWEDEN	31%	-1
US	29%	+2
CANADA	28%	+2
AUSTRALIA	27%	+4
FRANCE	27%	+3
SPAIN	26%	+1
GREAT BRITAIN	25%	=
TURKEY	23%	+10
CHILE	22%	=
PERU	17%	+1
ISRAEL	12%	+2
MALAYSIA	11%	+3
HUNGARY	7%	=
JAPAN	7%	=
SAUDI ARABIA	7%	-1
POLAND	6%	-1
SOUTH AFRICA	6%	+2
INDIA	5%	+3
RUSSIA	5%	+2
ARGENTINA	4%	+2
SERBIA	4%	-2
BRAZIL	3%	+1
CHINA	3%	-4
SOUTH KOREA	3%	-4
MEXICO	2%	=

Base: Representative sample of adults aged 16-64 in 28 participating countries. September 2018: 20,787; August 2018: 19,642.

Source: Global Advisor

9 | MORAL DECLINE

Which three of the following topics do you find the most worrying in your country?

% change compared with previous month:

(%) worried in September 2018 in each country

Aug 2018

Country	Flag	% Worried (Sep 2018)	% Change (Aug 2018)
WORLD		15%	=
SERBIA		29%	+6
CHINA		28%	-5
MALAYSIA		25%	-9
JAPAN		24%	-3
US		23%	+2
ISRAEL		20%	-2
SAUDI ARABIA		20%	+2
GERMANY		19%	-1
POLAND		18%	-1
GREAT BRITAIN		17%	=
SOUTH KOREA		17%	+2
TURKEY		15%	+8
HUNGARY		14%	+2
ITALY		14%	+2
RUSSIA		14%	+3
FRANCE		13%	+1
AUSTRALIA		12%	+1
BELGIUM		12%	=
CANADA		12%	+2
CHILE		11%	+2
PERU		11%	-1
SOUTH AFRICA		11%	+4
INDIA		10%	-2
SWEDEN		10%	-6
ARGENTINA		8%	-1
BRAZIL		8%	+1
MEXICO		8%	=
SPAIN		7%	-1

Base: Representative sample of adults aged 16-64 in 28 participating countries. September 2018: 20,787; August 2018: 19,642.

Source: Global Advisor

10 | INFLATION

Which three of the following topics do you find the most worrying in your country?

% change compared with previous month:

(%) worried in September 2018 in each country

Aug 2018

Country	% Worried (Sep 2018)	% Change (Aug 2018)
WORLD	13%	+2
ARGENTINA	64%	+6
TURKEY	42%	+17
CHINA	32%	+8
MEXICO	22%	+7
RUSSIA	20%	+1
AUSTRALIA	18%	+6
MALAYSIA	18%	+6
SOUTH AFRICA	18%	+5
SAUDI ARABIA	14%	=
CANADA	12%	-1
GREAT BRITAIN	11%	=
INDIA	11%	=
BRAZIL	9%	+1
SOUTH KOREA	9%	-1
BELGIUM	7%	+2
JAPAN	7%	+2
FRANCE	6%	+3
POLAND	6%	-1
US	6%	-1
HUNGARY	5%	-1
CHILE	4%	=
ITALY	4%	+1
PERU	4%	-1
GERMANY	3%	-1
ISRAEL	3%	=
SERBIA	2%	+1
SPAIN	2%	-1
SWEDEN	2%	+1

Base: Representative sample of adults aged 16-64 in 28 participating countries. September 2018: 20,787; August 2018: 19,642.

Source: Global Advisor

11 | THREATS AGAINST THE ENVIRONMENT

Which three of the following topics do you find the most worrying in your country?

% change compared with previous month:

(%) worried in September 2018 in each country

Aug 2018

Country	Flag	% Worried (Sep 2018)	% Change (Aug 2018)
WORLD		11%	=
CHINA		38%	=
CHILE		18%	▲ +9
FRANCE		18%	▲ +4
SWEDEN		17%	▼ -1
INDIA		16%	=
BELGIUM		15%	=
GERMANY		13%	▼ -3
POLAND		13%	▲ +3
CANADA		12%	▲ +1
AUSTRALIA		11%	▼ -3
GREAT BRITAIN		11%	▲ +2
JAPAN		11%	=
US		11%	▲ +1
SAUDI ARABIA		10%	=
MEXICO		9%	▼ -5
SOUTH KOREA		9%	▼ -6
ITALY		8%	▲ +2
MALAYSIA		8%	▲ +1
PERU		8%	=
SERBIA		8%	▲ +1
HUNGARY		7%	▲ +3
RUSSIA		7%	▼ -1
ISRAEL		6%	=
TURKEY		5%	▲ +3
BRAZIL		4%	▼ -2
SPAIN		4%	▼ -1
SOUTH AFRICA		2%	▼ -2
ARGENTINA		1%	▼ -1

Base: Representative sample of adults aged 16-64 in 28 participating countries. September 2018: 20,787; August 2018: 19,642.

Source: Global Advisor

12 | TERRORISM

Which three of the following topics do you find the most worrying in your country?

% change compared with previous month:

(%) worried in September 2018 in each country

Aug 2018

Country	Flag	% Worried (Sep 2018)	% Change (Aug 2018)
WORLD		11%	-2
ISRAEL		38%	-4
TURKEY		32%	-4
FRANCE		27%	-5
GREAT BRITAIN		26%	+1
GERMANY		24%	+2
US		22%	=
BELGIUM		21%	-3
INDIA		21%	-1
SAUDI ARABIA		18%	-2
SWEDEN		13%	+1
SPAIN		11%	+3
AUSTRALIA		9%	-6
CANADA		8%	-5
ITALY		7%	+1
MALAYSIA		7%	-3
CHINA		6%	-7
JAPAN		5%	-1
POLAND		5%	+2
PERU		5%	+1
MEXICO		4%	=
HUNGARY		3%	+1
RUSSIA		3%	-1
SERBIA		3%	+1
CHILE		2%	=
SOUTH AFRICA		2%	=
ARGENTINA		1%	=
BRAZIL		1%	=
SOUTH KOREA		1%	=

Base: Representative sample of adults aged 16-64 in 28 participating countries. September 2018: 20,787; August 2018: 19,642.

Source: Global Advisor

13 | CLIMATE CHANGE

Which three of the following topics do you find the most worrying in your country?

% change compared with previous month:

(%) worried in September 2018 in each country

Aug 2018

Country	Flag	September 2018 (%)	Aug 2018 (%)	% Change
WORLD		11%	=	=
JAPAN		34%	+3	▲
CHINA		28%	-1	▼
CANADA		20%	-1	▼
GERMANY		20%	-2	▼
AUSTRALIA		19%	=	=
BELGIUM		19%	+2	▲
SWEDEN		19%	-3	▼
FRANCE		17%	+2	▲
INDIA		14%	+2	▲
US		14%	=	=
GREAT BRITAIN		13%	+2	▲
SAUDI ARABIA		13%	+1	▲
SOUTH KOREA		11%	-8	▼
CHILE		9%	+4	▲
POLAND		9%	=	=
HUNGARY		7%	+5	▲
SPAIN		7%	+1	▲
MEXICO		6%	-2	▼
ITALY		5%	=	=
PERU		4%	=	=
ISRAEL		3%	+1	▲
RUSSIA		3%	+1	▲
SERBIA		3%	=	=
BRAZIL		2%	+1	▲
MALAYSIA		2%	-1	▼
TURKEY		2%	=	=
ARGENTINA		1%	-1	▼
SOUTH AFRICA		1%	-2	▼

Base: Representative sample of adults aged 16-64 in 28 participating countries. September 2018: 20,787; August 2018: 19,642.

Source: Global Advisor

14 | RISE OF EXTREMISM

Which three of the following topics do you find the most worrying in your country?

% change compared with previous month:

(%) worried in September 2018 in each country

Aug 2018

Country	Flag	% Worried (Sep 2018)	% Change (Aug 2018)
WORLD		9%	=
GERMANY		30%	+9
SWEDEN		26%	-1
GREAT BRITAIN		20%	+3
BELGIUM		18%	+2
MALAYSIA		16%	+2
FRANCE		15%	-3
SPAIN		13%	+3
ISRAEL		12%	-5
POLAND		12%	-4
US		12%	-6
CANADA		9%	+1
ITALY		9%	+2
AUSTRALIA		8%	-1
INDIA		8%	-1
TURKEY		8%	=
SAUDI ARABIA		6%	-1
SOUTH KOREA		6%	=
HUNGARY		5%	=
SOUTH AFRICA		5%	+1
JAPAN		4%	-1
SERBIA		4%	+1
ARGENTINA		3%	=
BRAZIL		3%	=
CHILE		3%	-1
MEXICO		2%	-1
PERU		2%	+1
RUSSIA		2%	=

Base: Representative sample of adults aged 16-64 in 28 participating countries. September 2018: 20,787; August 2018: 19,642.

Source: Global Advisor

15 | MAINTAINING SOCIAL PROGRAMMES

Which three of the following topics do you find the most worrying in your country?

% change compared with previous month:

(%) worried in September 2018 in each country

Aug 2018

Country	% worried in September 2018	% change compared with previous month (Aug 2018)
WORLD	9%	=
JAPAN	33%	▲ +5
SOUTH KOREA	27%	▲ +7
CHINA	23%	=
SWEDEN	21%	▼ -2
GREAT BRITAIN	17%	▲ +3
POLAND	16%	=
ITALY	10%	▲ +2
AUSTRALIA	9%	=
RUSSIA	9%	▼ -3
SAUDI ARABIA	9%	▲ +1
SPAIN	9%	▼ -1
ISRAEL	8%	▲ +3
BELGIUM	7%	=
CANADA	7%	=
SERBIA	7%	=
US	7%	▼ -2
GERMANY	6%	▲ +1
HUNGARY	5%	▼ -4
FRANCE	4%	▼ -1
ARGENTINA	3%	▲ +1
BRAZIL	3%	▲ +1
CHILE	3%	▼ -1
INDIA	3%	=
MEXICO	3%	=
PERU	3%	▲ +1
MALAYSIA	2%	▲ +1
SOUTH AFRICA	2%	▲ +1
TURKEY	1%	▼ -4

Base: Representative sample of adults aged 16-64 in 28 participating countries. September 2018: 20,787; August 2018: 19,642.

Source: Global Advisor

16 | CHILDHOOD OBESITY

Which three of the following topics do you find the most worrying in your country?

% change compared with previous month:

(%) worried in September 2018 in each country

Aug 2018

Country	Flag	Worried (%)	% change	Aug 2018
WORLD		4%	▲	+1
CHINA		12%	▲	+4
SAUDI ARABIA		12%	▼	-1
POLAND		10%	▲	+1
CHILE		9%	▲	+4
HUNGARY		5%	▼	-1
INDIA		5%	▼	-1
MEXICO		5%	▲	+2
SWEDEN		5%	▲	+1
AUSTRALIA		4%	▼	-1
CANADA		4%	=	
GREAT BRITAIN		4%	▼	-1
TURKEY		4%	▲	+1
GERMANY		3%	▼	-1
MALAYSIA		3%	=	
RUSSIA		3%	▲	+2
US		3%	▲	+1
ISRAEL		2%	▼	-1
SPAIN		2%	=	
BELGIUM		1%	=	
BRAZIL		1%	=	
FRANCE		1%	=	
ITALY		1%	=	
JAPAN		1%	=	
PERU		1%	▲	+1
SERBIA		1%	=	
SOUTH AFRICA		1%	=	
SOUTH KOREA		1%	=	
ARGENTINA		*	▼	-1

Base: Representative sample of adults aged 16-64 in 28 participating countries. September 2018: 20,787; August 2018: 19,642.

Source: Global Advisor

17 | ACCESS TO CREDIT

Which three of the following topics do you find the most worrying in your country?

% change compared with previous month:

(%) worried in September 2018 in each country

Aug 2018

Country	Flag	% Worried (Sep 2018)	% Change (Aug 2018)
WORLD		2%	=
CHINA		6%	▼ -5
RUSSIA		5%	▲ +2
SAUDI ARABIA		5%	=
POLAND		4%	▲ +1
CANADA		3%	▲ +1
SWEDEN		3%	▲ +2
ARGENTINA		2%	▲ +1
AUSTRALIA		2%	=
BELGIUM		2%	▼ -2
BRAZIL		2%	▲ +1
CHILE		2%	=
HUNGARY		2%	▼ -2
ISRAEL		2%	=
ITALY		2%	=
MALAYSIA		2%	▼ -1
SOUTH KOREA		2%	=
SPAIN		2%	▲ +1
FRANCE		1%	=
GERMANY		1%	▼ -1
GREAT BRITAIN		1%	▼ -1
INDIA		1%	=
JAPAN		1%	▼ -1
MEXICO		1%	▼ -1
PERU		1%	▼ -1
SOUTH AFRICA		1%	=
TURKEY		1%	▼ -2
US		1%	=
SERBIA		*	=

Base: Representative sample of adults aged 16-64 in 28 participating countries. September 2018: 20,787; August 2018: 19,642.

Source: Global Advisor



METHODOLOGY

METHODOLOGY

The survey is conducted monthly in 28 countries around the world via the Ipsos Online Panel system. The countries included are Argentina, Australia, Belgium, Brazil, Canada, Chile, China, France, Great Britain, Germany, Hungary, India, Israel, Italy, Japan, Malaysia, Mexico, Peru, Poland, Russia, Saudi Arabia, Serbia, South Africa, South Korea, Spain, Sweden, Turkey and the United States of America.

An international sample of 20,787 adults aged 18-64 in Canada, Israel and the US, and aged 16-64 in all other countries, were interviewed between August 24th 2018 and September 7th 2018.

Approximately 1000+ individuals participated on a country by country basis via the Ipsos Online Panel with the exception of Argentina, Belgium, Hungary, India, Israel, Mexico, Peru, Poland, Russia, Saudi Arabia, South Africa, South Korea, Sweden and Turkey, where each have a sample of approximately 500+.

Weighting has been employed to balance demographics and ensure that the sample's composition reflects that of the adult population according to the most recent country census data.

A survey with an unweighted probability sample of this size would have an estimated margin of error of +/- 3.1 percentage points for a sample of 1,000 and an estimated margin of error of +/- 4.5 percentage points for a 500 sample 19 times out of 20.

In 17 of the 28 countries surveyed internet penetration is sufficiently high to think of the samples as representative of the wider population within the age ranges covered: Argentina, Australia, Belgium, Canada, France, Germany, Hungary, Israel, Italy, Japan, Poland, Serbia, South Korea, Spain, Sweden, Great Britain and United States.

Brazil, Chile, China, India, Malaysia, Mexico, Russia, Peru, Saudi Arabia, South Africa and Turkey have lower levels of internet penetration and so these samples should not be considered nationally representative, and instead be considered to represent a more affluent, connected population. These are still a vital social group to understand in these countries, representing an important and emerging middle class.

FOR MORE INFORMATION

Simon Atkinson

Chief Knowledge Officer

✉ simon.atkinson@ipsos.com

Gideon Skinner

Research Director

✉ gideon.skinner@ipsos.com