



Public attitudes across the Union

March 2022

Economic prospects

01

Views on the economic outlook for the UK

Do you think that the general economic condition of the UK will improve, stay the same, or get worse over the next 12 months?

■ Improve ■ Stay the same ■ Get worse ■ Don't know

UK overall



England



Scotland



Wales



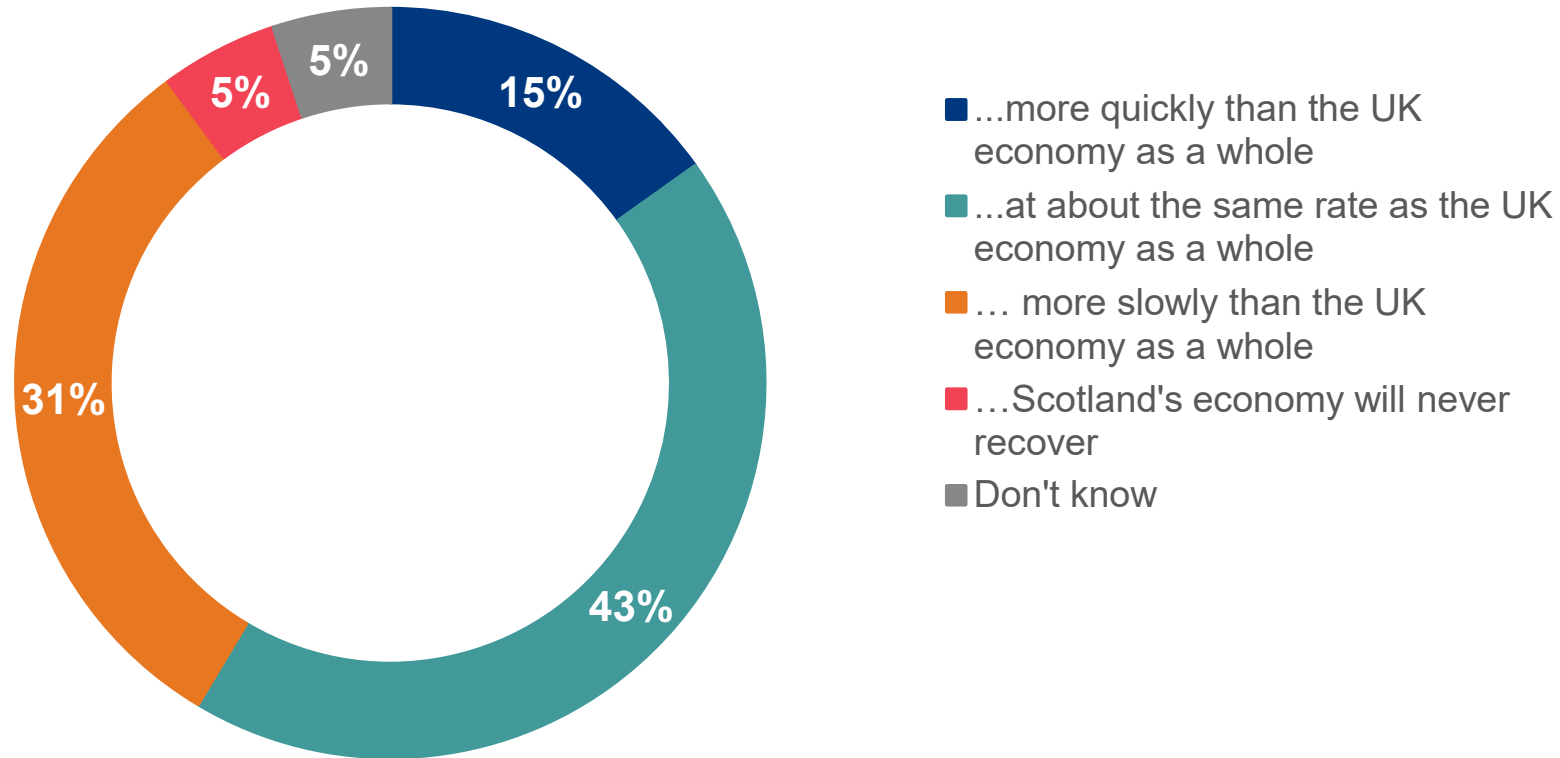
Northern Ireland



Base: 4,279 Knowledge Panel members (UK adults aged 16+) including those living in England (1,879), Scotland (1,163), Wales (435) or Northern Ireland (802), 3-9 February 2022

Pace of Scotland's economic recovery

Now that coronavirus restrictions are easing, Scotland's economy will recover...



Base: 1,163 adults aged 16+ in Scotland, 3-9 February 2022

Economic prospects in Scotland, Wales and NI

Do you think that the general economic condition of your country will improve, stay the same, or get worse over the next 12 months?

■ Improve ■ Stay the same ■ Get worse ■ Don't know

Scotland



Wales



Northern Ireland



Base: Knowledge Panel members (adults aged 16+) in Scotland (1,163), Wales (435) or Northern Ireland (802), 3-9 February 2022

Future of the UK

02

Future of the UK

Do you think the United Kingdom will or will not exist in its current form...

UK overall

Will

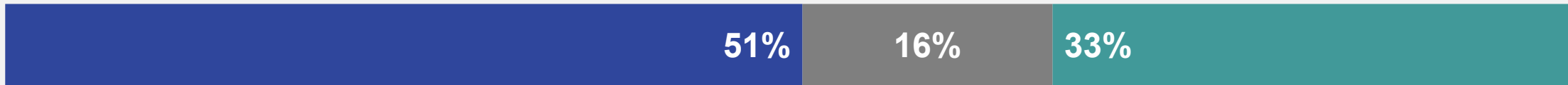
Don't know

Will not

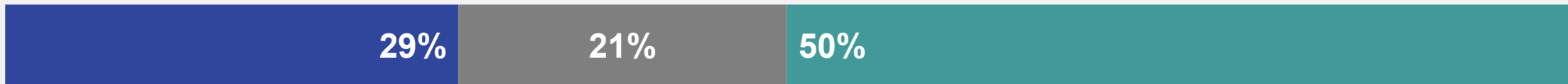
... In one year?



... In five years?



... In ten years?



... In twenty years?

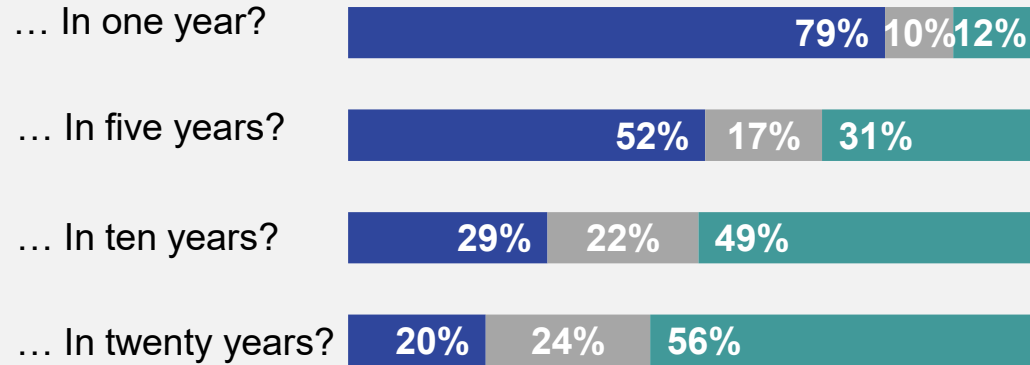


Base: 4,279 Knowledge Panel members (UK adults aged 16+), 3-9 February 2022

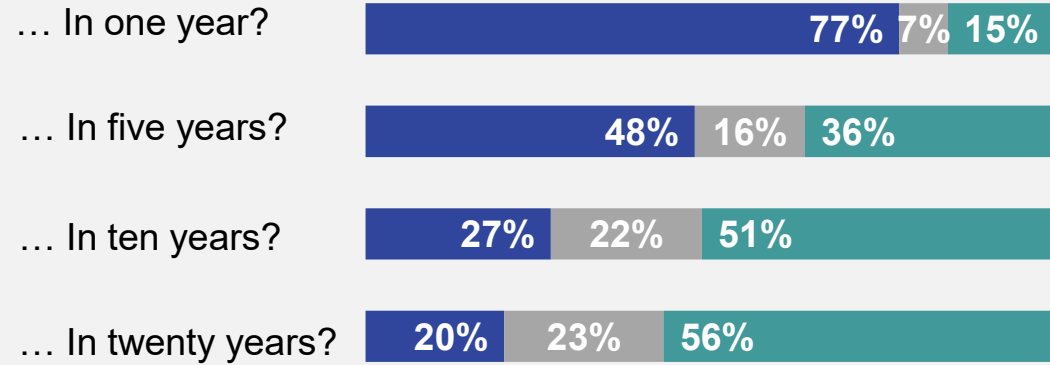
Future of the UK – by nation

Do you think the United Kingdom will or will not exist in its current form...

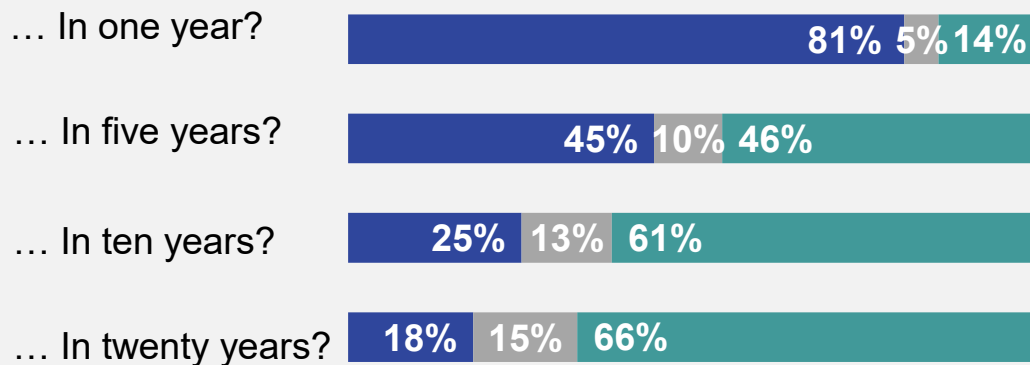
England



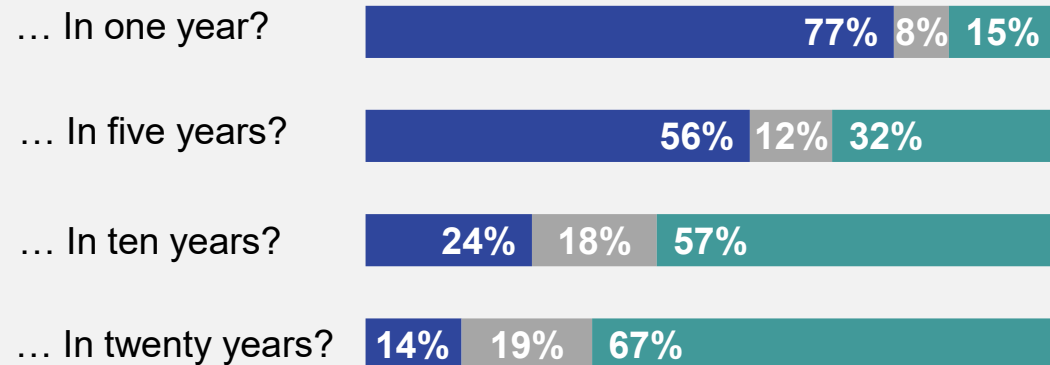
Wales



Scotland



Northern Ireland



Will

Don't know

Will not

Base: 4,279 Knowledge Panel members (UK adults aged 16+) including those living in England (1,879), Scotland (1,163), Wales (435) or Northern Ireland (802), 3-9 February 2022

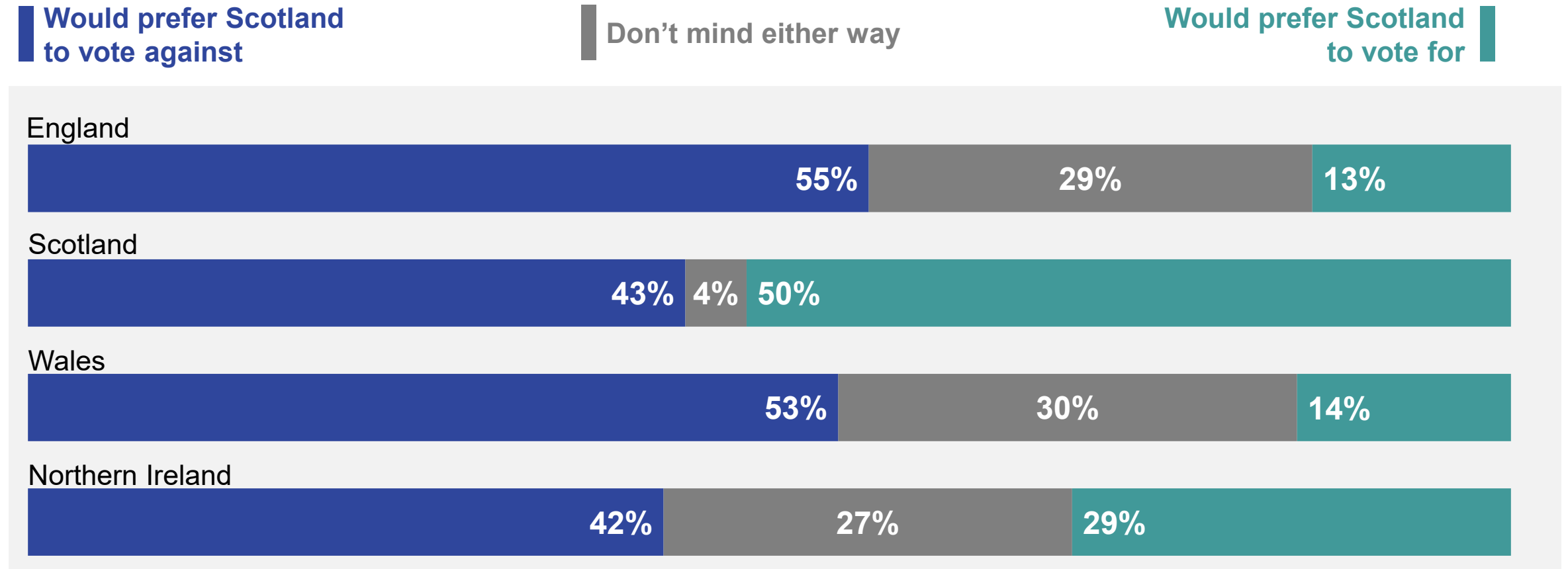
© Ipsos | Public attitudes across the Union | March 2022 | Version 1 | Public

KnowledgePanel®



Preferences on Scottish independence – by nation

If a referendum were held in Scotland on its constitutional future, would you personally prefer Scotland to vote for or against leaving the UK and becoming an independent country?



Base: 4,279 Knowledge Panel members (UK adults aged 16+) including those living in England (1,879), Scotland (1,163), Wales (435) or Northern Ireland (802), 3-9 February 2022

Governments' handling of the pandemic

03

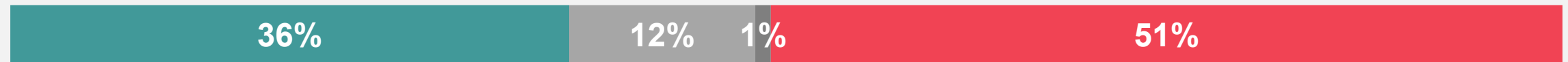
Views on the UK Government's handling of the pandemic

Overall, how well or badly would you say each of the following has handled the coronavirus pandemic...

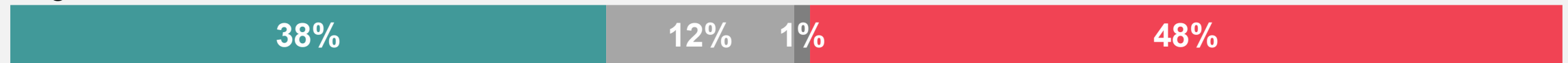
The UK Government?



UK overall




England



Scotland



Wales



Northern Ireland

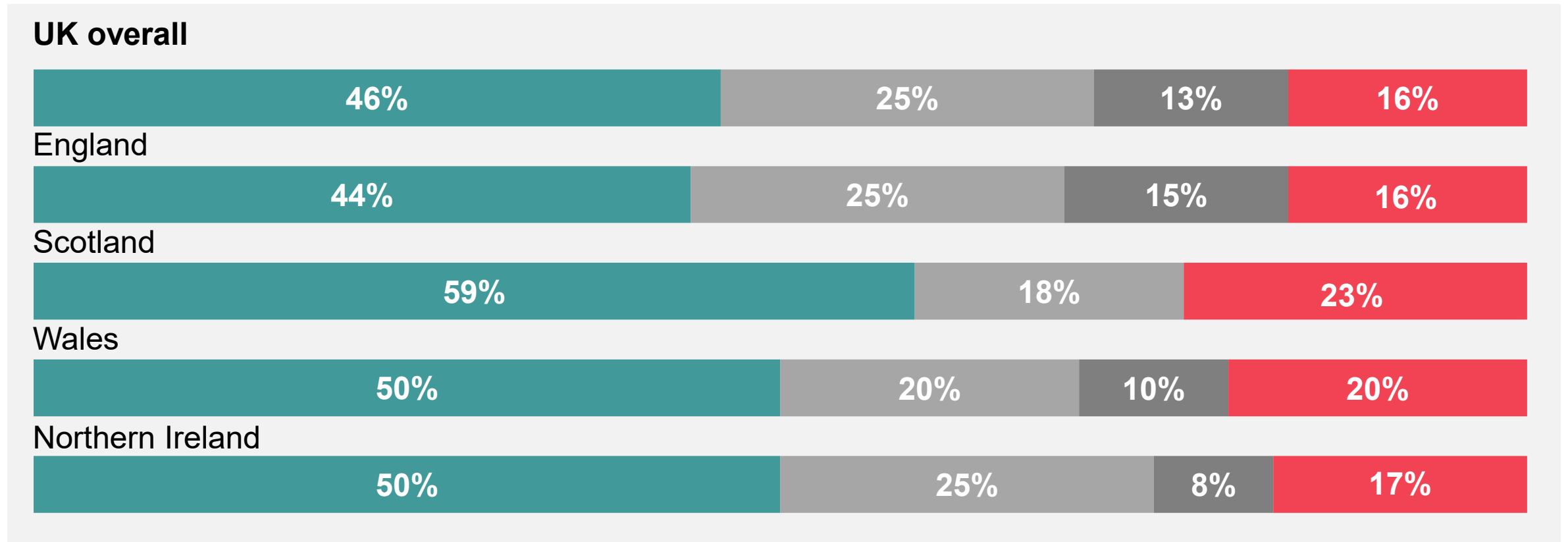


Base: 4,279 Knowledge Panel members (UK adults aged 16+) including those living in England (1,879), Scotland (1,163), Wales (435) or Northern Ireland (802), 3-9 February 2022

The Scottish Government's handling of the pandemic

Overall, how well or badly would you say each of the following has handled the coronavirus pandemic...

The Scottish Government?



Base: 4,279 Knowledge Panel members (UK adults aged 16+) including those living in England (1,879), Scotland (1,163), Wales (435) or Northern Ireland (802), 3-9 February 2022

KnowledgePanel Methodological Note

This data has been collected by Ipsos' UK KnowledgePanel, a random probability panel which provides gold standard insights into the UK population, by providing bigger sample sizes via the most rigorous research methods.

Panellists to the KnowledgePanel are recruited via a push-to-web methodology using random probability unclustered address-based sampling. Up to two adults aged 16 and over in each household are invited to join the panel. Members of the public who do not have internet access or are digitally excluded are offered an internet-enabled device which allows them to complete KnowledgePanel surveys online.

Ipsos interviewed a representative sample of 4,279 people over 16 in the UK (including 1,879 in England, 1,163 in Scotland, 802 in Northern Ireland, and 435 in Wales).

Interviews were conducted online from 3rd to 9th February 2022.

Data are weighted to ensure the survey results are as representative of the population of the UK as possible. Since two members per household are allowed to register on the KnowledgePanel, we employed a design weight to correct for unequal probabilities of selection of household members. Calibration weights have also been applied using the latest population statistics. England, Wales, Scotland and Northern Ireland are each weighted separately while an additional weight has been created for the UK to account for any over- or under-sampling within each of these countries.

Ipsos

March 2022

For more information

**Emily
Gray**

Managing Director, Ipsos Scotland
emily.gray@ipsos.com

**Rachel
Ormston**

Research Director, Ipsos Scotland
rachel.ormston@ipsos.com

**Maggie
Pollok**

Research Executive, Ipsos Scotland
maggie.pollok@ipsos.com

KnowledgePanel®

