

# WHAT WORRIES THE WORLD?

November 2022



GAME CHANGERS



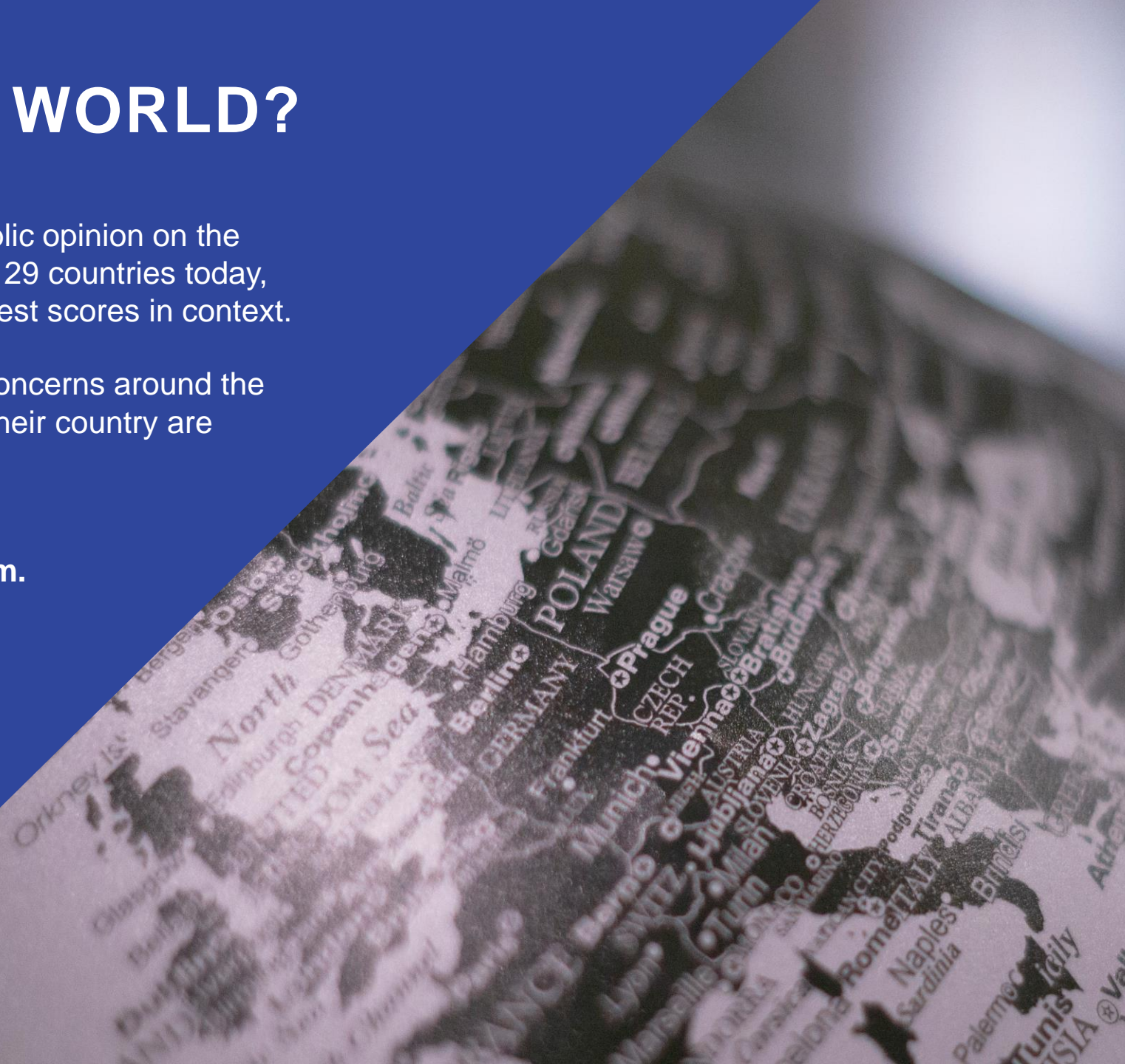
# WHAT WORRIES THE WORLD?

Ipsos' *What Worries the World* survey tracks public opinion on the most important social and political issues across 29 countries today, drawing on over 10 years of data to place the latest scores in context.

This **global summary report** presents the top concerns around the world, alongside whether people think things in their country are heading in the right or wrong direction.

Full breakdowns of findings for each country and each issue are also available on [www.ipsos.com](http://www.ipsos.com).

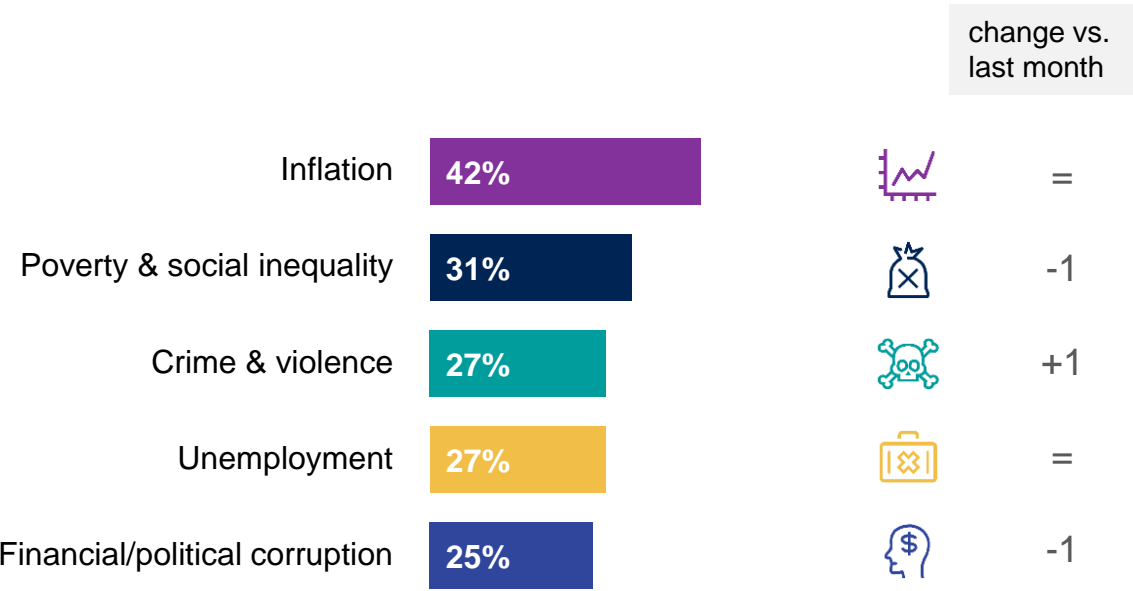
Please contact [Teodros.Gebrekal@ipsos.com](mailto:Teodros.Gebrekal@ipsos.com) for more information.



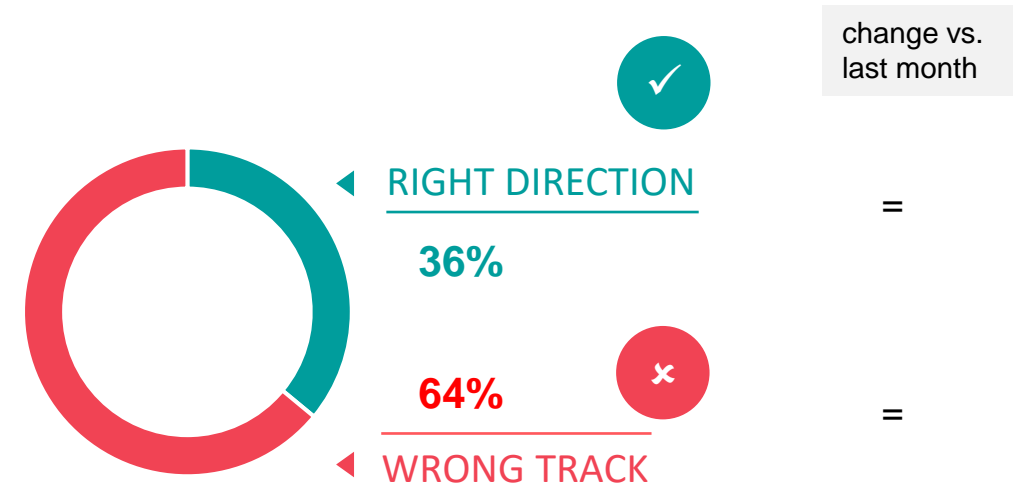
# WHAT WORRIES THE WORLD? NOVEMBER 2022

Inflation remains the number one concern globally for the eighth month in a row with 42% saying it is one of the biggest issues affecting their country. For the first time in 16 months, worry has not risen and remains equal. Coronavirus is still at 10% this month, with worry at its lowest level since it was added to What Worries the World in 2020.

**Q** Which three of the following topics do you find the most worrying in your country?



**Q** Generally speaking, would you say things in this country are heading in the right direction, or are they off on the wrong track?



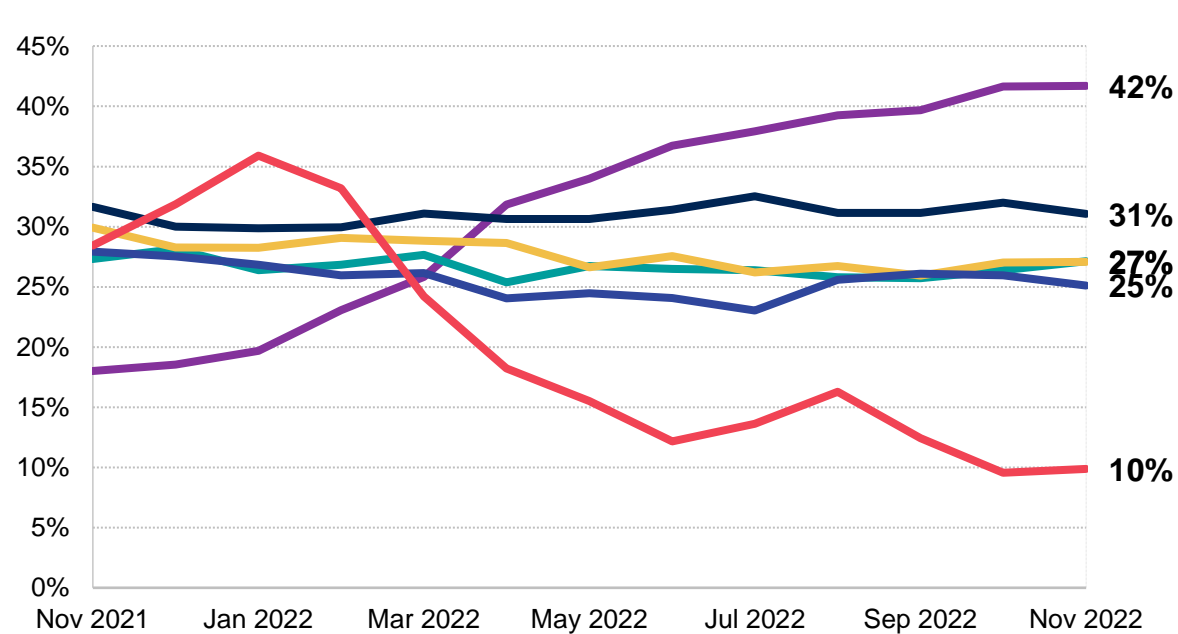
**Base:** Representative sample of 20,466 adults aged 16-74 in 29 participating countries, October 21st 2022 - November 4th 2022.  
**Source:** Ipsos Global Advisor. *Global score is a Global Country Average. See methodology for details.*



# WHAT WORRIES THE WORLD? 12-MONTH TREND

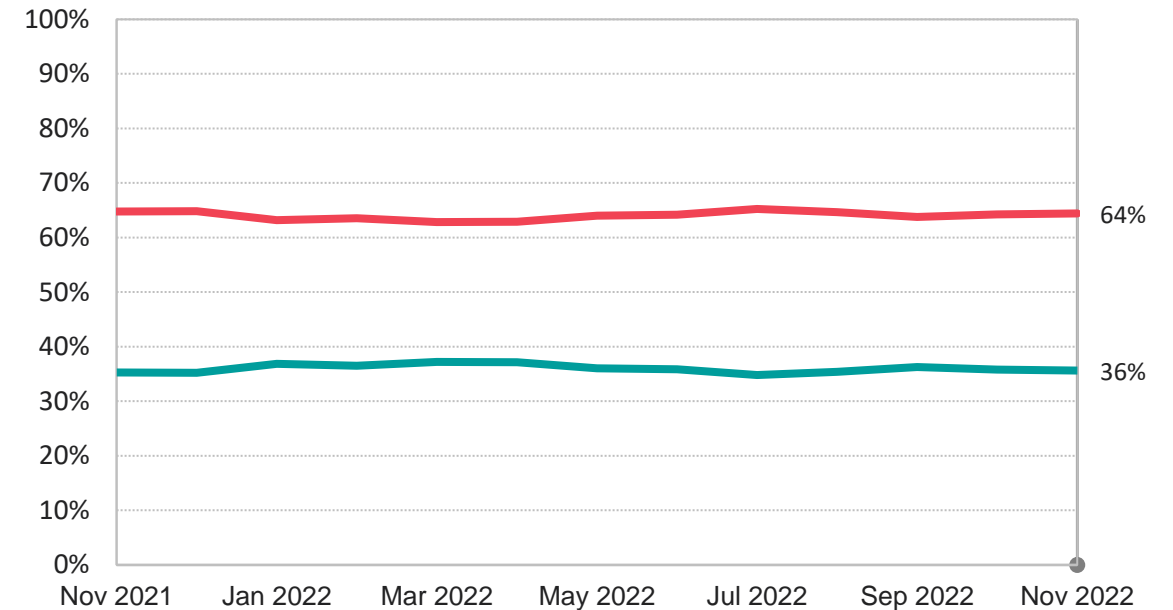
Q

Which three of the following topics do you find the most worrying in your country?



Q

Generally speaking, would you say things in this country are heading in the right direction, or are they off on the wrong track?



**Base:** Representative sample of c.20,466 adults aged 16-74 in 29 participating countries, November 2021 - November 2022.

**Source:** Ipsos Global Advisor. *Global score is a Global Country Average. See methodology for details.*

4 – © Ipsos | What Worries the World

Filter: Country: World | Current Wave: Nov 22

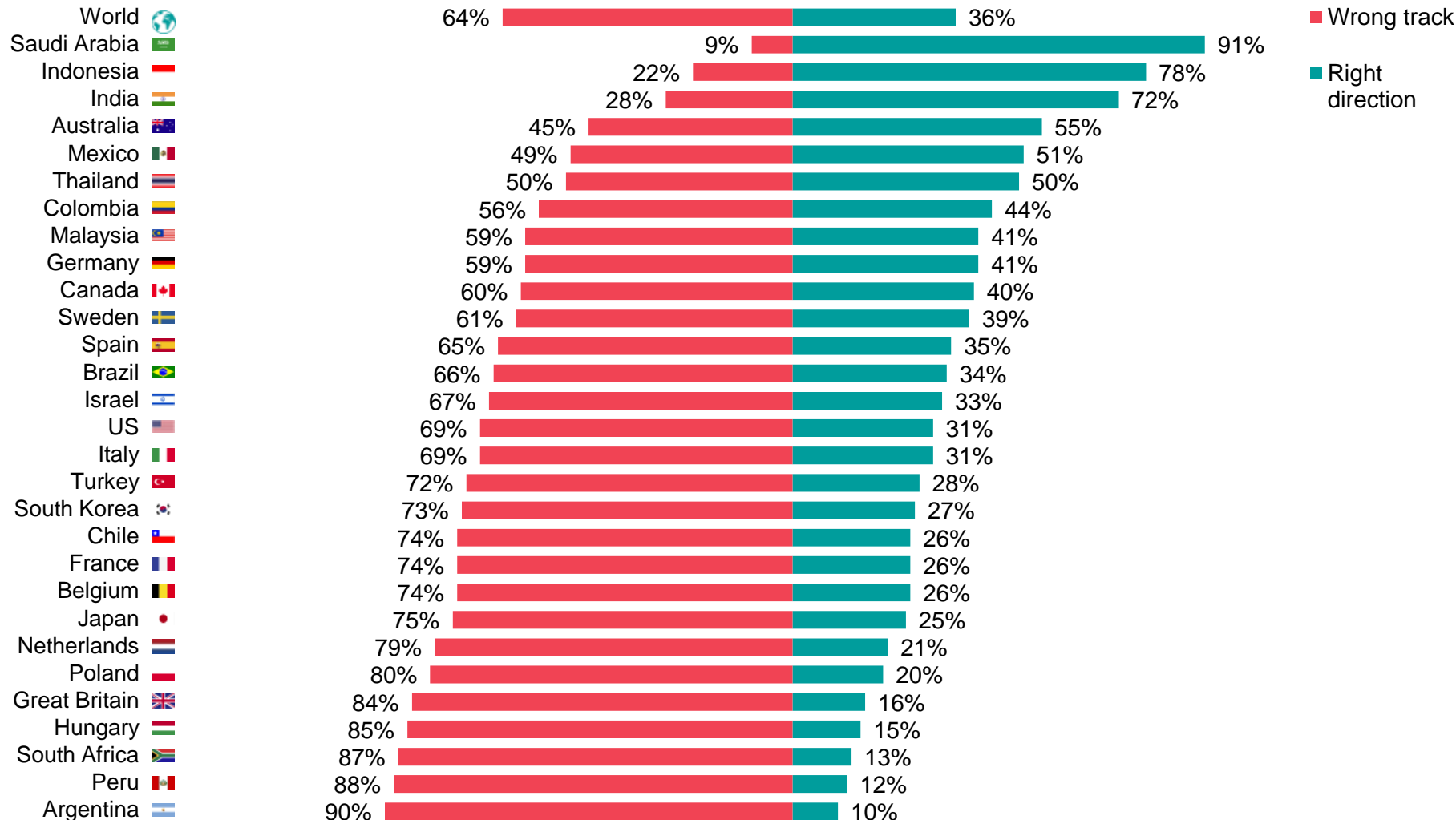


# DIRECTION OF TRAVEL **ALL COUNTRIES**



# RIGHT DIRECTION VS. WRONG TRACK MONITOR

**Q** Would you say things in this country are heading in the right direction, or are they off on the wrong track? (November 2022)



The global average of those who think their country is headed in the right direction is unchanged this month. More than one in three (36%) say their country is headed in the right direction, and 64% say things are on the wrong track.

Saudi Arabia remains most positive (91%), with Indonesia (78%) (+9pp on October), overtaking India on 72%.

Peru (where 12% say things are moving in the right direction) and Argentina (10%) are the least optimistic with little change from last month.

Great Britain has seen a steep drop in the right direction, falling 20pp from October to 16%.

**Base:** Representative sample of 20,466 adults aged 16-74 in 29 participating countries, October 21st 2022 - November 4th 2022.

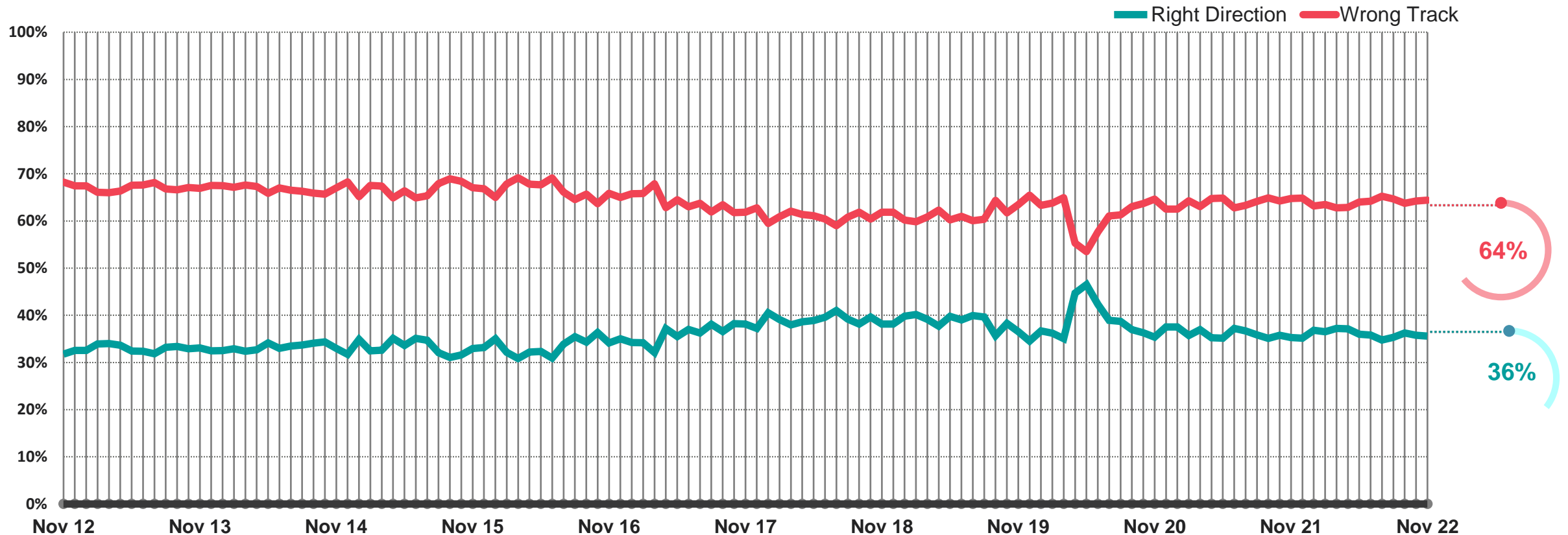
**Source:** Ipsos Global Advisor. *Global score is a Global Country Average. See methodology for details.*

Filter: Country: World | Current Wave: Nov 22



# GLOBAL: RIGHT DIRECTION/WRONG TRACK

**Q** Would you say things in this country are heading in the right direction, or are they off on the wrong track?  
(Global country average score)



**Base:** Representative sample of c.20,466 adults aged 16-74 in 29 participating countries, 2012 - 2022.

**Source:** Ipsos Global Advisor. *Global score is a Global Country Average. See methodology for details.*

7 – © Ipsos | What Worries the World

Filter: Country: World | Current Wave: Nov 22



# WORRIES THE WORLD? TOP ISSUES RANKED

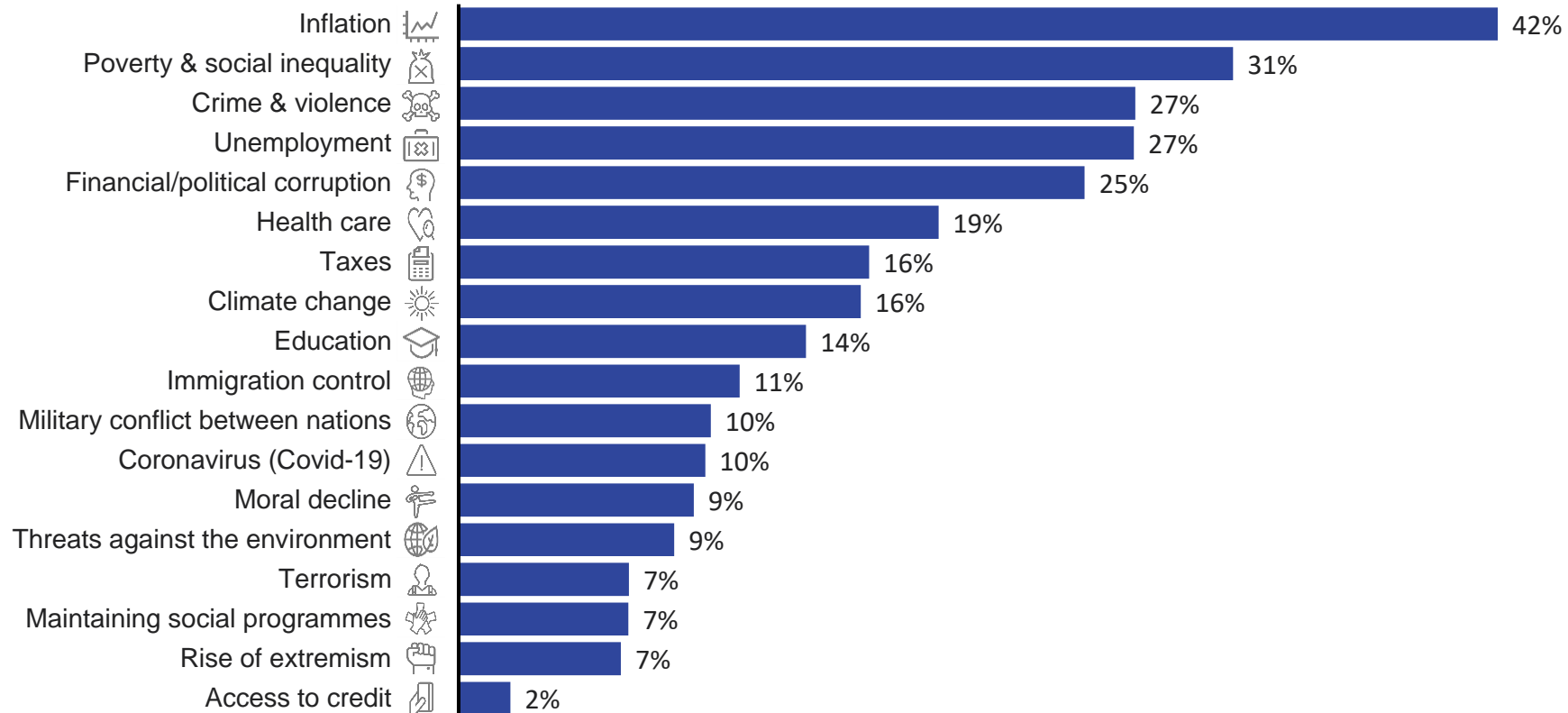




# WORLD WORRIES: THE FULL LIST

**Q** Which three of the following topics do you find the most worrying in your country?

% mentioned in November 2022 (global country average)



This full ranking of the 18 issues in our survey gives an overview of what people in 29 countries worry about today.

Inflation is the number one concern globally and has now been top of our list of global concerns for the last eight months. However, this is the first time in 16 months we haven't seen a consecutive increase.

Inequality, unemployment, crime & violence and corruption make up the rest of the top five.

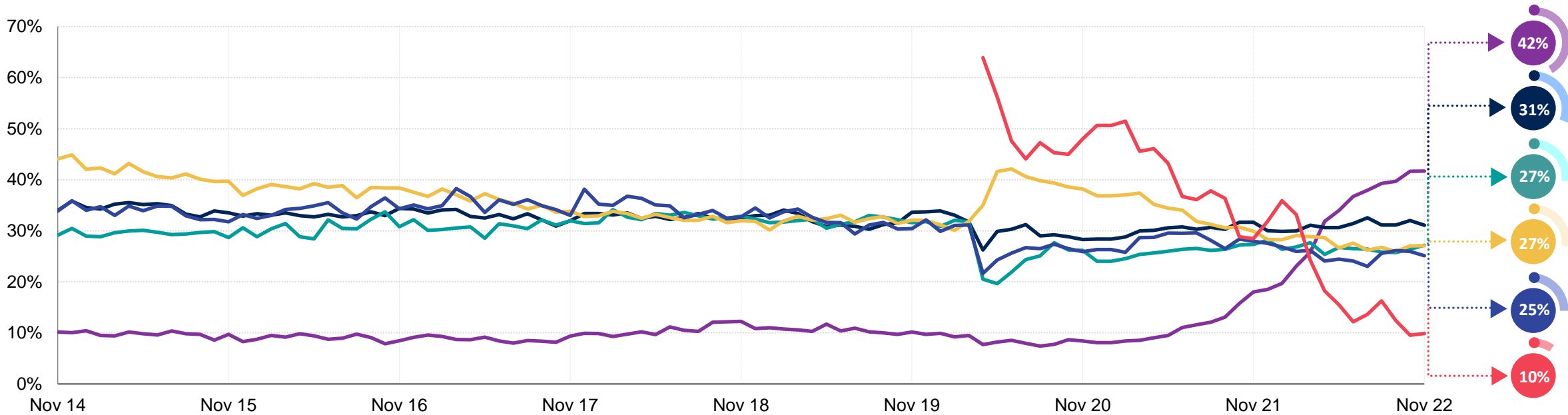
Covid-19 is joint 11<sup>th</sup>, having stayed equal from October.

**Base:** Representative sample of 20,466 adults aged 16-74 in 29 participating countries, October 21st 2022 - November 4th 2022.

**Source:** Ipsos Global Advisor. *Global score is a Global Country Average. See methodology for details.*

# WORLD WORRIES: LONG-TERM TREND

**Q** Which three of the following topics do you find the most worrying in your country?  
*Global country average*



**Inflation**



**Poverty & social inequality**



**Crime & violence**



**Unemployment**



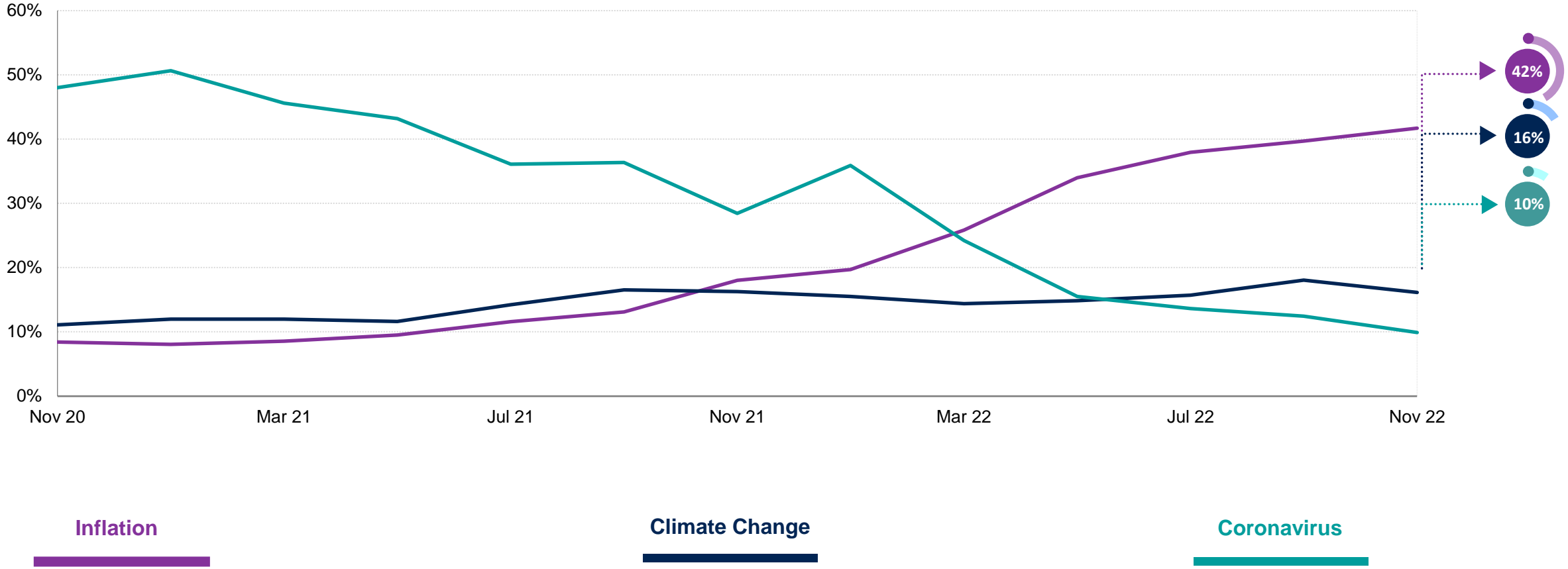
**Financial/political corruption**



**Coronavirus**

**Base:** Representative sample of 20,466 adults aged 16-74 in 29 participating countries, 2014 - 2022.  
**Source:** Ipsos Global Advisor. *Global score is a Global Country Average. See methodology for details.*

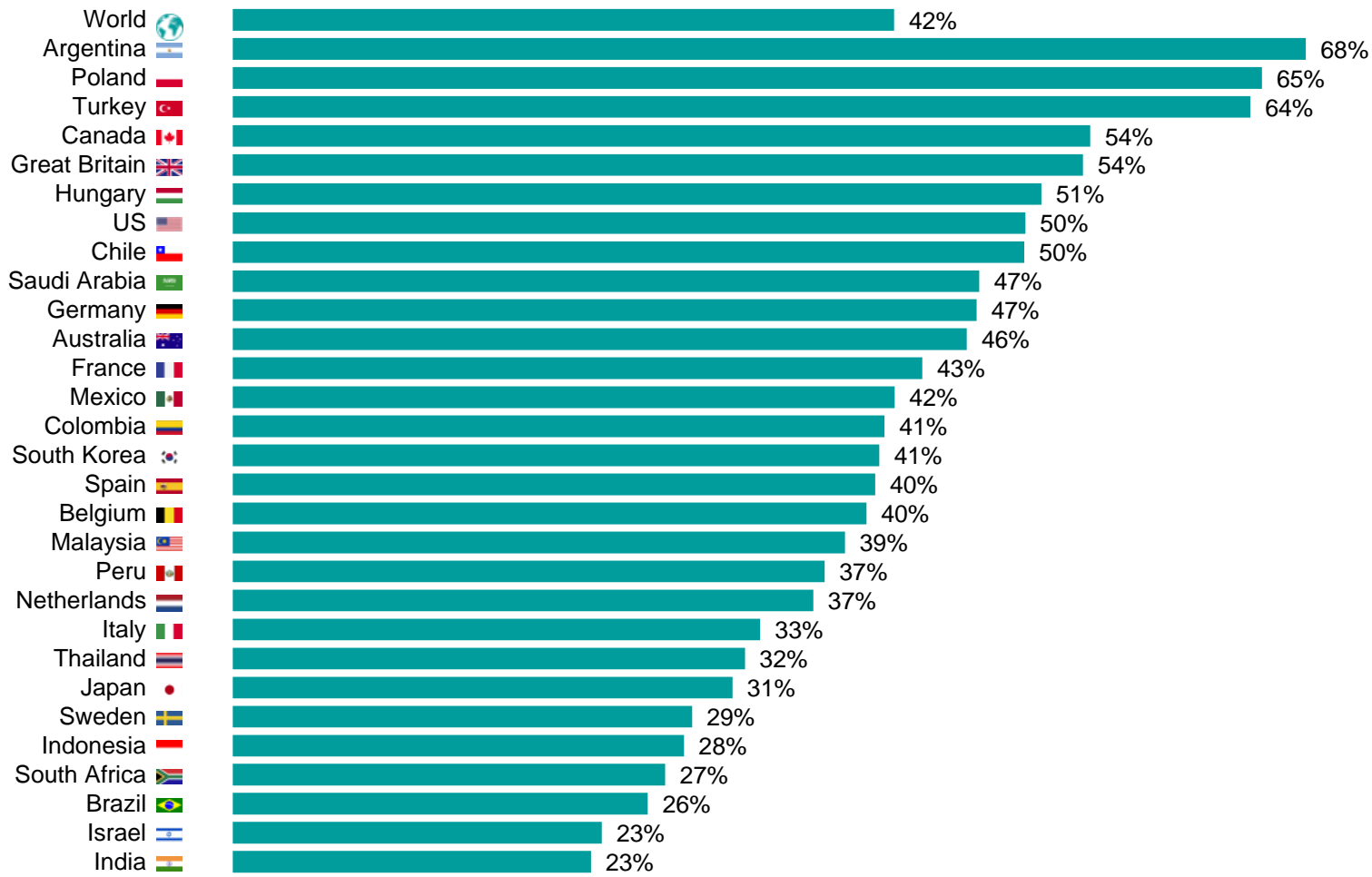
# WORLD WORRIES: LONG-TERM TREND (INFLATION, CLIMATE CHANGE & CORONAVIRUS)



**Base:** Representative sample of c.20,466 adults aged 16-74 in 29 participating countries, November 2020 - November 2022.  
**Source:** Ipsos Global Advisor. *Global score is a Global Country Average. See methodology for details.*  
**Source:** Ipsos Global Advisor. *Coronavirus was introduced into the survey in April 2020.*



# 1 | INFLATION



Inflation is the number one concern globally with over four in ten (42%) choosing it as one of the biggest worries affecting their country. With no increase from October, this is the first level month in a year and a half.

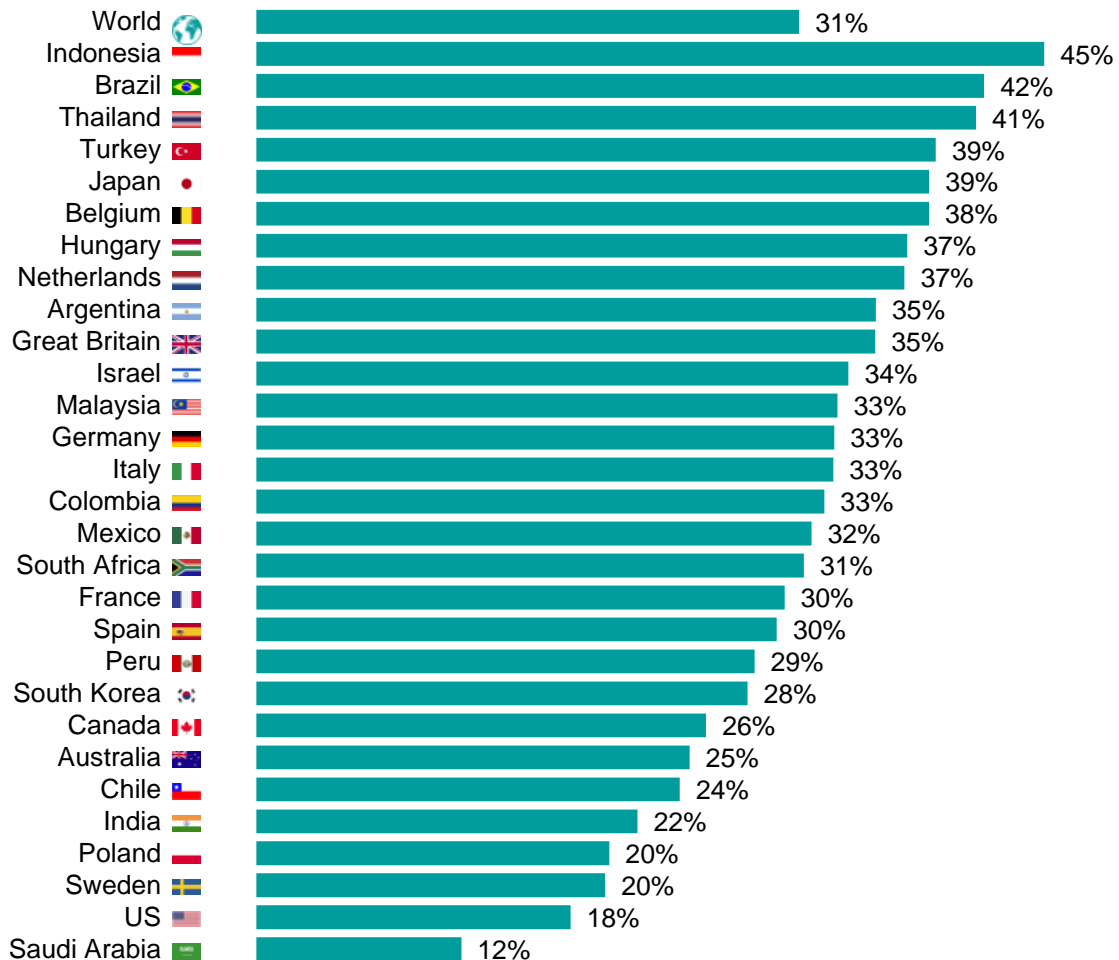
This month's score is 22pp greater than the start of this calendar year and 24pp higher than this time last year which illustrates the escalating concern on this issue. This month's score is also 33pp greater than two years ago. 8 countries have more than or equal to one in two people choosing inflation and this rises to over two-thirds in Argentina. Poland's concern for inflation (65%) has dipped since last month (-5pp).

This November, 13 countries have inflation as their number one worry - Argentina, Australia, Belgium, Canada, France, Germany, GB, Netherlands, Poland, Saudi Arabia, South Korea, the US, and Turkey. With the Netherlands replacing Hungary.

**Base:** Representative sample of 20,466 adults aged 16-74 in 29 participating countries, October 21st 2022 - November 4th 2022.  
**Source:** Ipsos Global Advisor. *Global score is a Global Country Average. See methodology for details.*  
 Filter: Country: World | Current Wave: Nov 22



## 2 | POVERTY & SOCIAL INEQUALITY



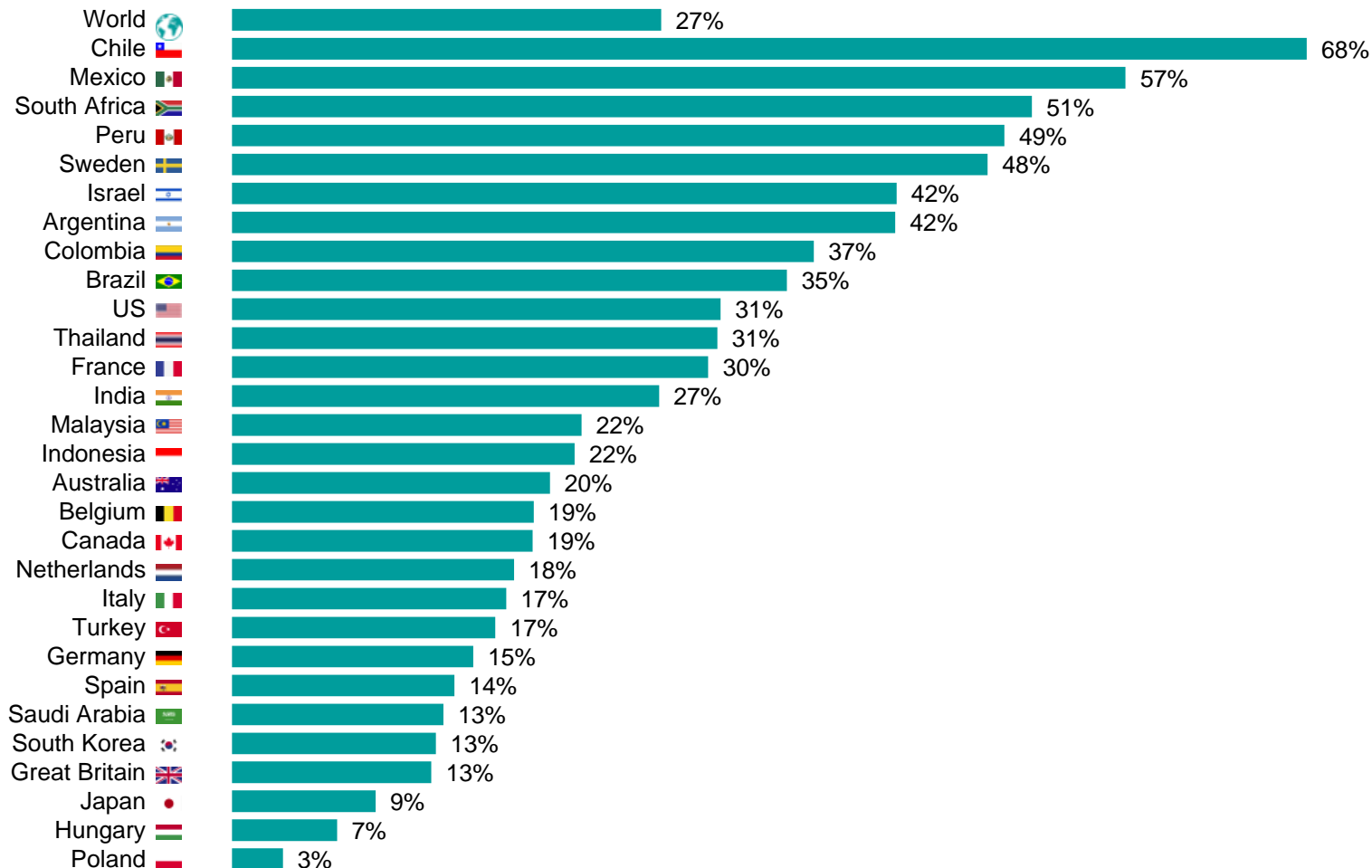
Almost one in three (31%) globally are worried about poverty & social inequality. It remains second in our list of 18 worries.

Indonesia has seen a decrease this month (+2pp) and still has the highest score with Brazil second (42%). The Netherlands, previously second, has dropped 9pp. Hungary has continued to fall (-6pp), and is no longer in the top five countries. Turkey is a newcomer having risen +7pp, now fourth at 39%

Brazil, Japan, and Thailand are the countries where inequality is their top concern.

Saudi Arabia has the lowest level of worry about inequality (12%) after a 2pp fall from October, followed by the US, where 18% say it is a concern. Poland (20%) has fallen slightly from 25% last month.

# 3 | CRIME & VIOLENCE



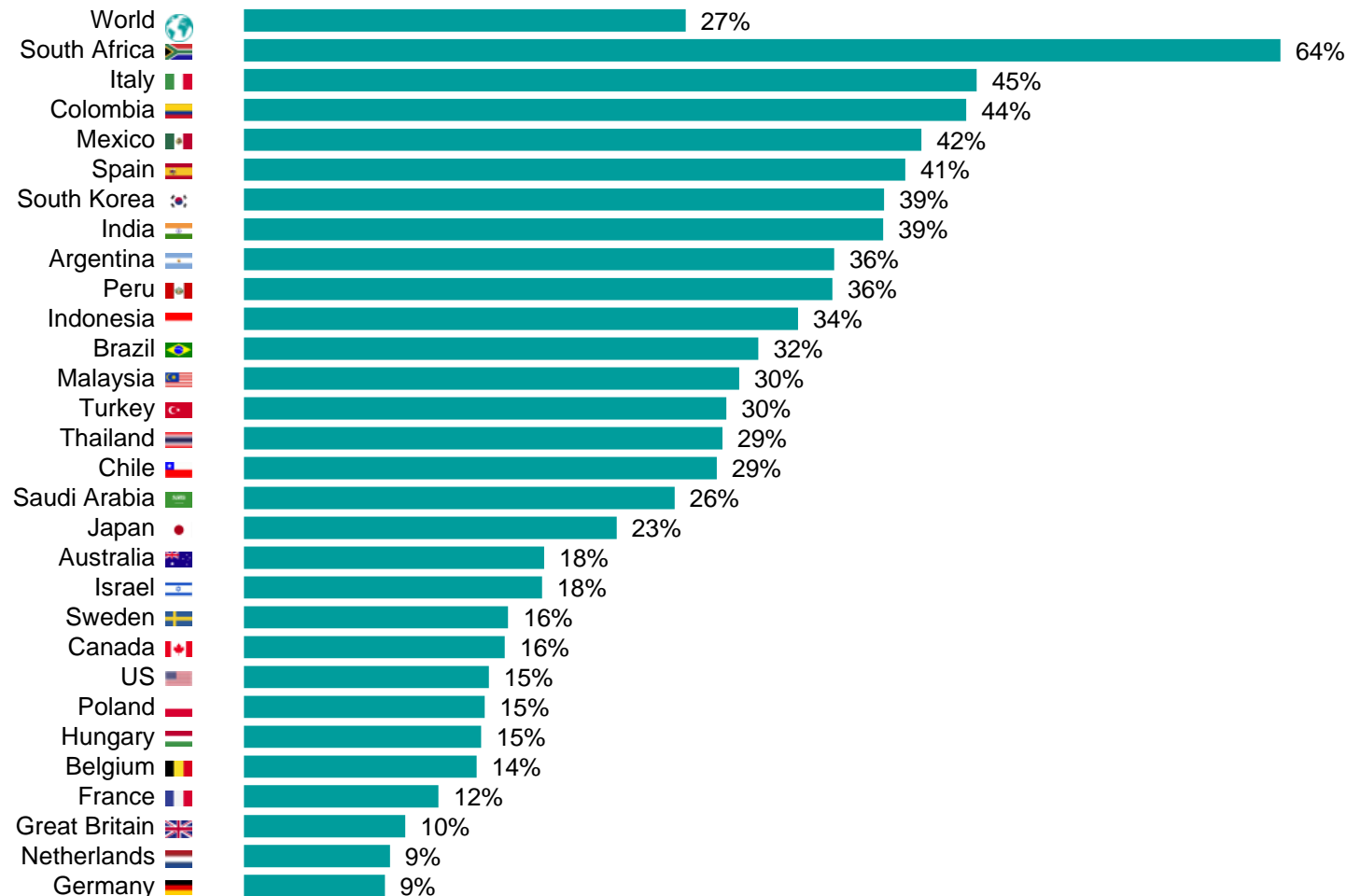
27% have crime & violence as one of the biggest concerns affecting their country globally - 1pp up from October, now joint third with unemployment.

Three nations (Chile, Mexico and Sweden) cite this issue as their greatest concern this month, this is two less than last month. Chile remains the most concerned country, with 68% considering it a top worry. This is up 4pp on October, and 22pp higher than November 2021.

Mexico is second most concerned with 57% picking it as a worry. This is after a -7pp on last month from Peru, taking it from second last month to fourth.

When it comes to crime, the three least concerned countries, with less than one in ten picking it as a concern, is now Japan, Hungary, and Poland.

## 4 | UNEMPLOYMENT

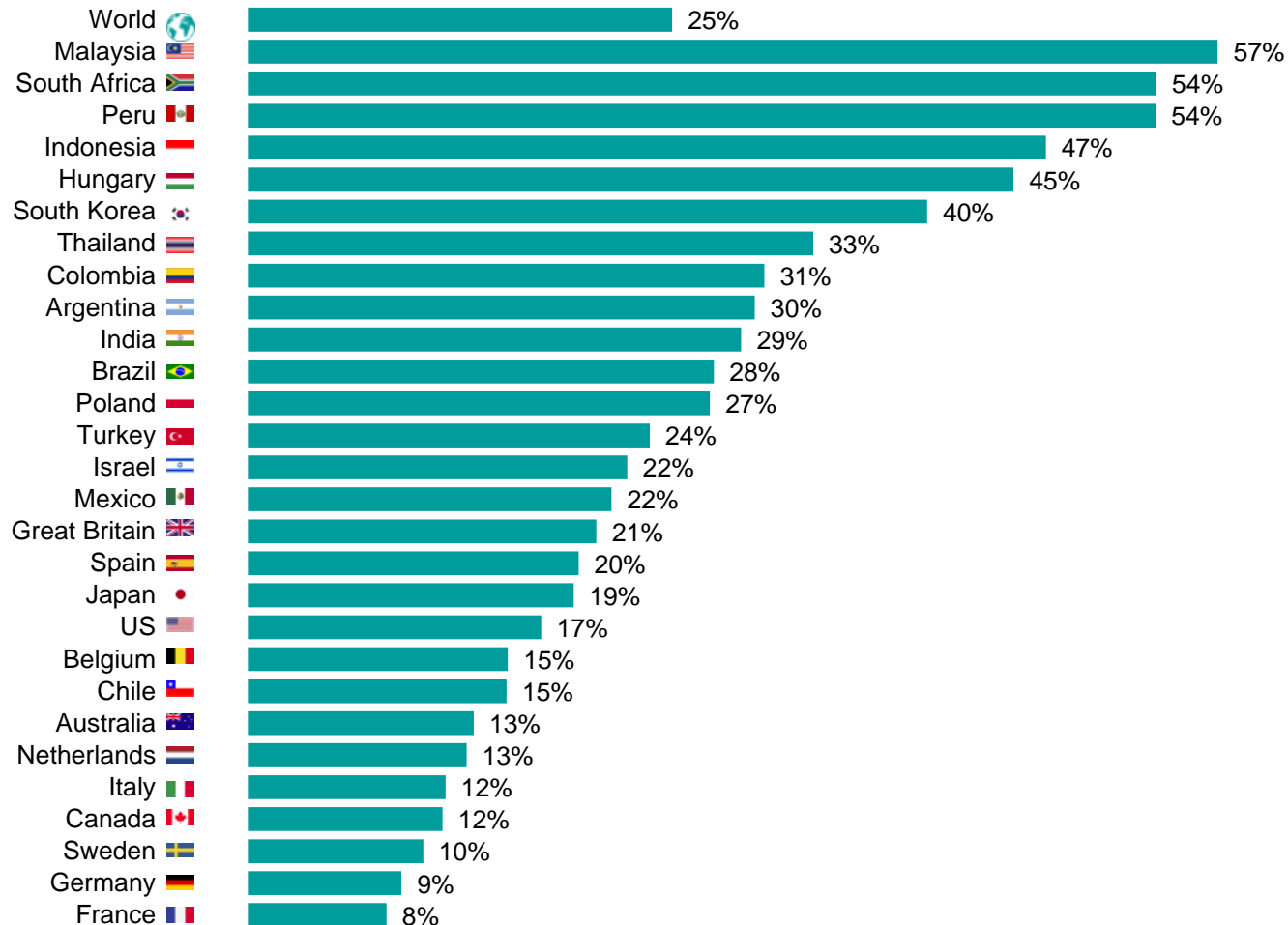


One in four (27%) globally choose unemployment as one of the biggest concerns affecting their country. Taking a longer-term view, concern is down 3pp compared with the same time last year, when the issue was second.

South Africa remains the most concerned country about jobs, with 64% choosing it (-2pp from October). Italy remains the second most worried country, concern is up by 2pp. The Netherlands and Germany are the least concerned about the issue (both 9%).

Five countries have unemployment as their biggest concern: Colombia, India, Italy, South Africa, and Spain.

# 5 | FINANCIAL/POLITICAL CORRUPTION



One in four (25%) choose financial/political corruption as one of the biggest issues affecting their country.

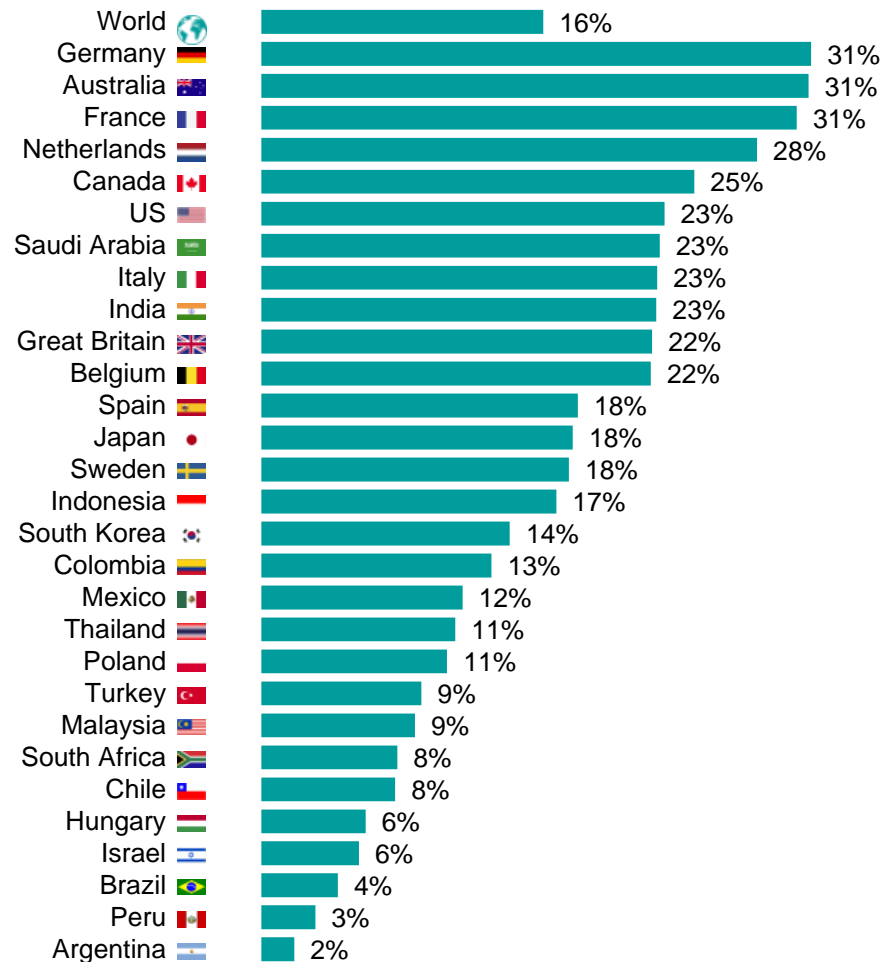
Indonesia has fallen off from last month, down 9pp, it is no longer first on the list. There hasn't been much change at the top otherwise, with South Africa dipping 2pp.

In November, Malaysia, Indonesia, and Peru have corruption as their number one concern. One more nation than October.

Sweden, Germany, and France are the least concerned countries about corruption, having less than or equal to one in ten picking it as a worry.



## 8 | CLIMATE CHANGE



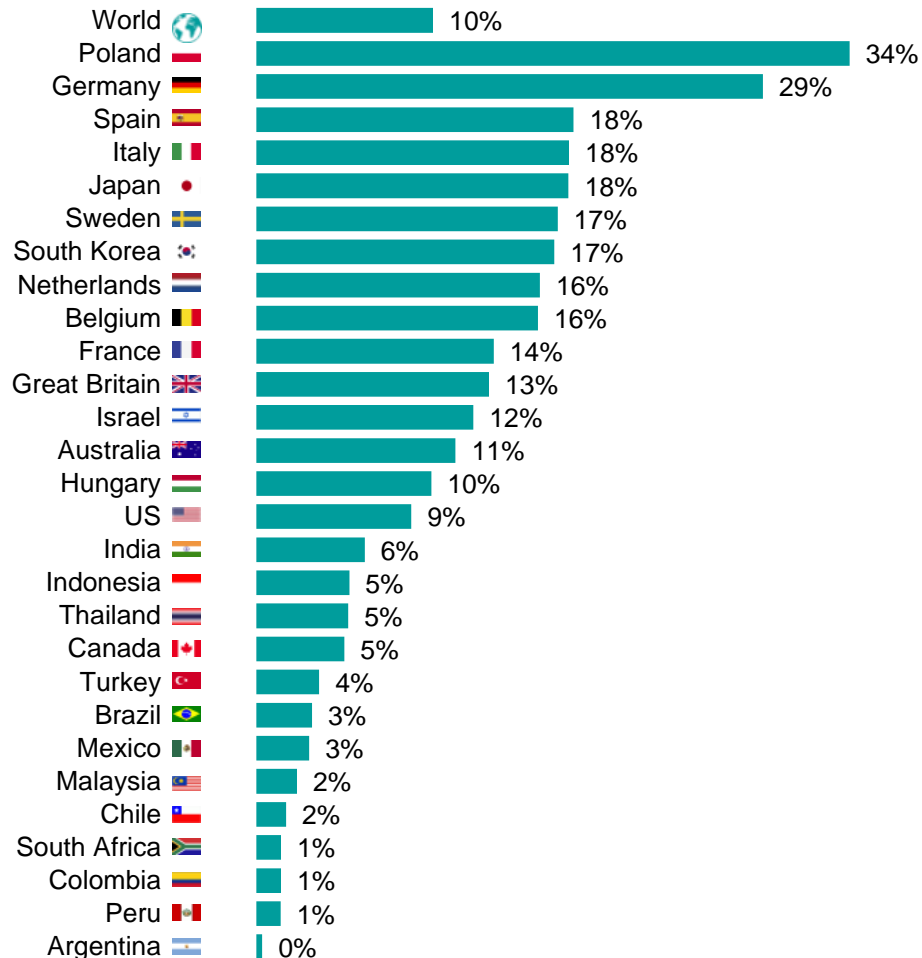
16% say climate change is one of the biggest issues affecting their country, this is a 1pp drop bringing it to eighth in our list.

Germany is now joint first at 31% with Australia and France. This after a slight fall from Germany by 2pp and an increase from Australia (+4pp) and France (+4pp).

In France and Australia, it is the second biggest concern behind inflation. It is the third biggest concern within Germany, behind poverty and inflation.

After Canada made an increase from September, it then made a decrease from October (-4pp) to 25%. The Netherlands has remained unchanged from last month, holding at 28%.

# 11 | MILITARY CONFLICT BETWEEN NATIONS

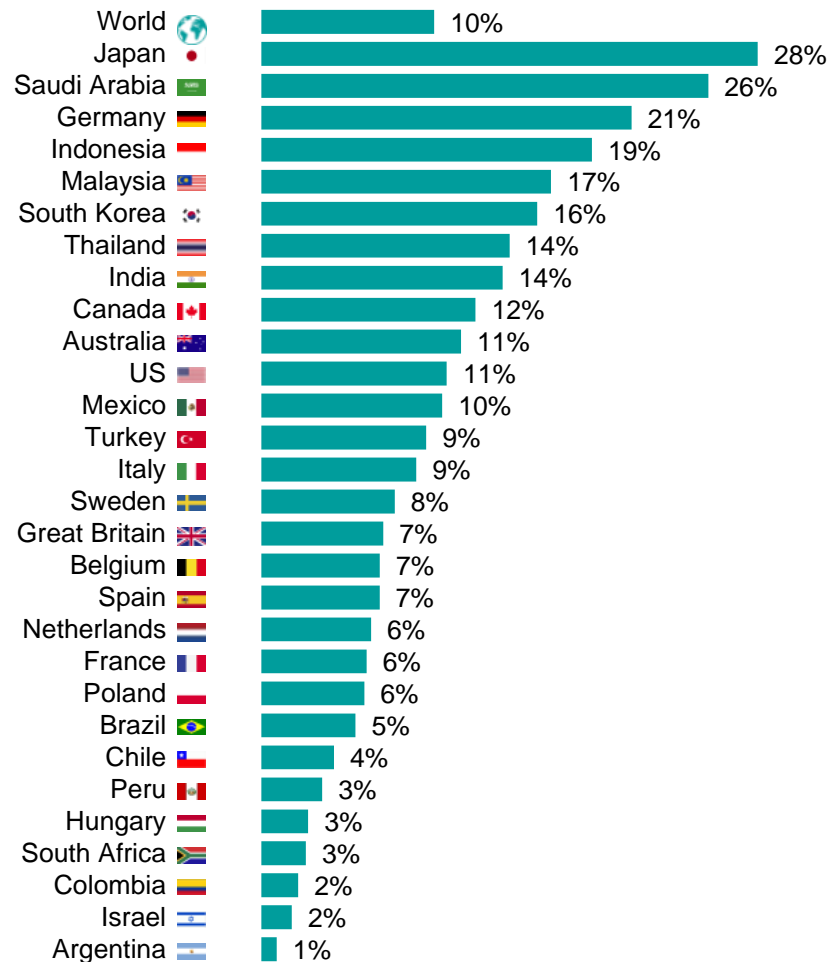


Military conflict between nations (10%) hasn't moved from last month and is 11<sup>th</sup> on our list of 18 worries. Concern has decreased by 1pp globally, but is still ahead of Covid-19 as a worry.

Poland and Germany still remain the most concerned and have been since its addition in April 2022. Poland has moved up 2pp whereas Germany has dropped 1pp. It is Poland's second biggest worry, behind inflation. However, it is 5pp down from April 2022.

Spain has moved up the list by +6pp to 18% from October. In Argentina, it seems to longer be a concern, falling 1pp to 0% this month.

## 12 | CORONAVIRUS (COVID-19)



Coronavirus is still at the lowest level since it was added to our list of 18 worries in April 2020. One in ten (10%) choose it as an issue affecting their country, equal to October.

Japan (28%) is still the top of the list, their level of worry has declined by just 1pp and is the country's third concern. Thailand (14%) has continued to decrease, down by 4pp. Australia (11%), has also seen a slight decline by 3pp.

Saudi Arabia (26%) is now second after jumping from October by 12pp, the highest it's been since June of this year. Covid is considered more of an issue in Saudi Arabia than climate change. After reaching its lowest month in October, Sweden (8%) has gone back up by 5pp.

# ECONOMIC FOCUS



# THE STATE OF THE ECONOMY IN MY COUNTRY

Running alongside our *What Worries the World* survey, Ipsos' monthly *Global Consumer Confidence* study asks the public in 29 countries questions relating to the economy and finance, on a country and personal level.

The following section draws on some of this data to provide extra context to this month's *What Worries the World* report. It shows how the public rate the current economic climate in their country.

Find out more on our consolidated global economic indicator portal:  
<https://www.ipsosglobalindicators.com/>

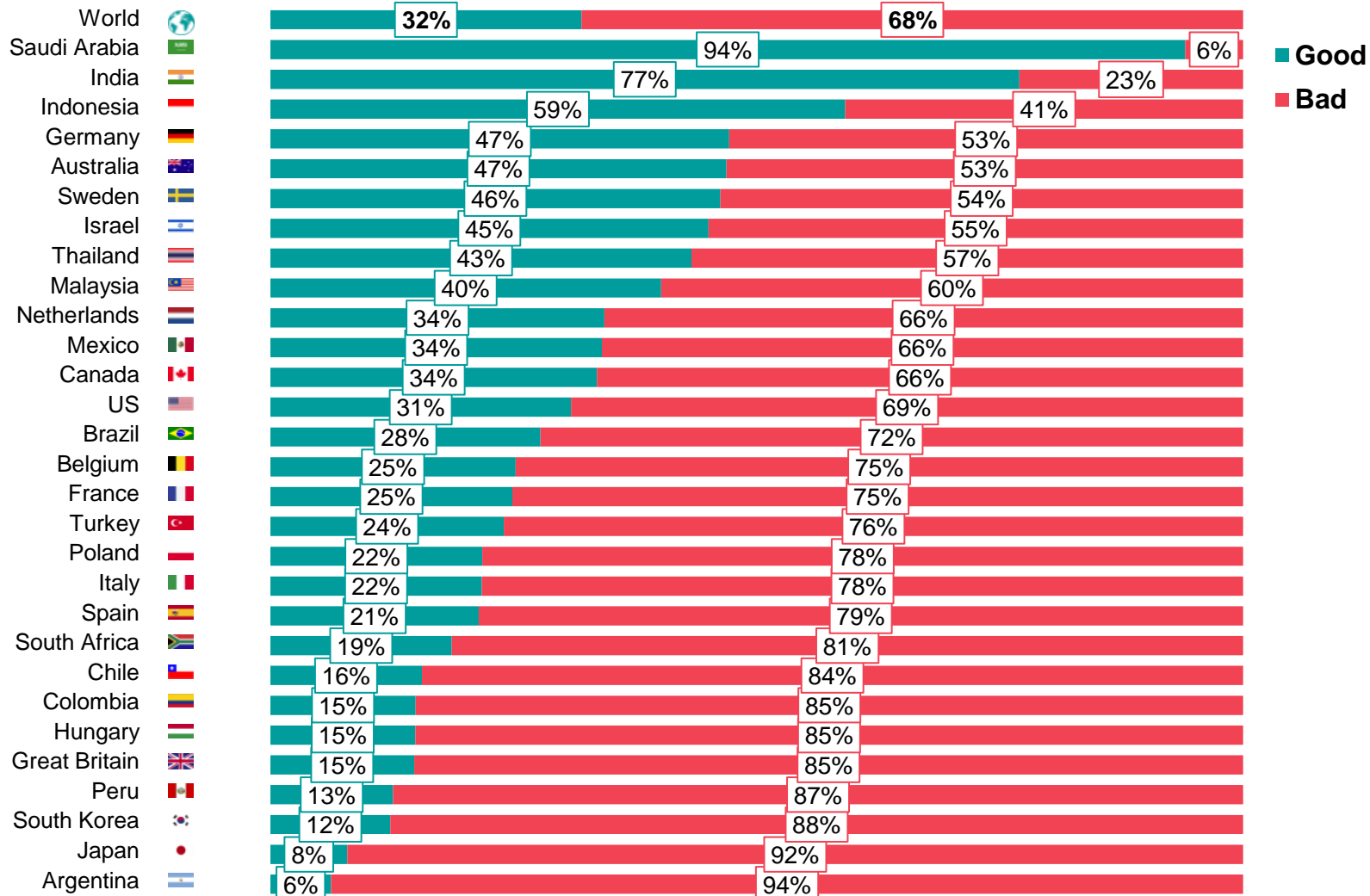
Please contact: [Nicolas.Boyon@Ipsos.com](mailto:Nicolas.Boyon@Ipsos.com) for more information.



# CURRENT ECONOMIC SITUATION

Read more about perceptions of the economy in the Ipsos Global Consumer Confidence survey and explore the data in the [Ipsos Global Economic Indicator portal](#).

## Q How would you describe the current economic situation in your country?



On average globally, 32% of people describe the current economic situation in their country as “good”, unchanged from last month.

More than one in two people say this about their country in Saudi Arabia (94%), India (77%) and Indonesia (59%).

Indonesia is also the country that has seen the largest increase in its score since last month (+7pp), followed by Germany (+6pp).

Meanwhile, Great Britain has seen a double-digit decrease (-14pp), dropping 8 places into the bottom five countries and with the lowest score in Europe.

Down a further 3 points this month, Argentina is one again at the bottom of the rankings (6%). Since our survey began, the country has recorded a lower or equal score on only 4 occasions.

# CURRENT ECONOMIC SITUATION: ARGENTINA

Argentina's "good" economic score has only been lower or equal to this month's on 4 occasions.

**Q** How would you describe the current economic situation in your country?  
(% 'Very good' or 'Somewhat good')



**Base:** Representative sample c. 500 adults aged 16-74 in Argentina, 2012 - 2022.

**Source:** Ipsos Global Advisor. *Global score is a Global Country Average. See methodology for details.*

23 – © Ipsos | What Worries the World

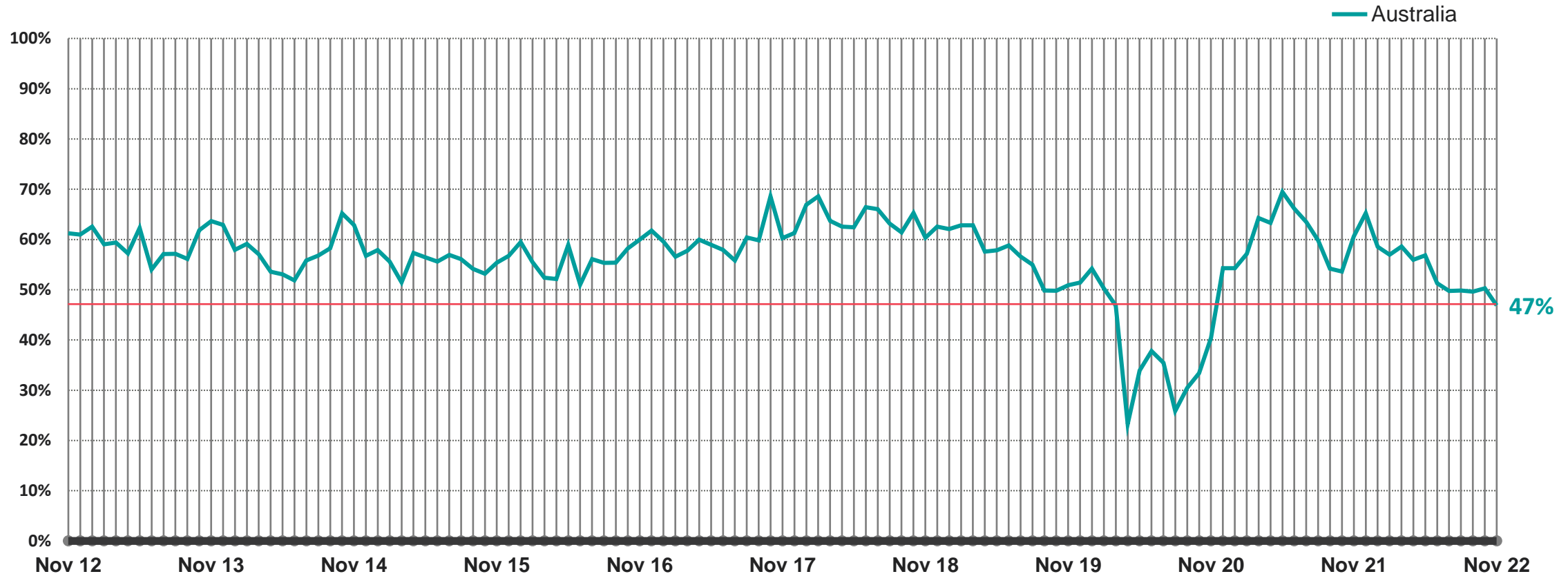
Filter: Country: World | Current Wave: Nov 22



# CURRENT ECONOMIC SITUATION: AUSTRALIA

November 2022: Australia's "good" economic score drops below 50% for the first time outside of 2020 during the height of the pandemic.

**Q** How would you describe the current economic situation in your country?  
(% 'Very good' or 'Somewhat good')



**Base:** Representative sample c. 1000 adults aged 16-74 in Australia, 2012 - 2022.

**Source:** Ipsos Global Advisor. *Global score is a Global Country Average. See methodology for details.*

24 – © Ipsos | What Worries the World

Filter: Country: World | Current Wave: Nov 22

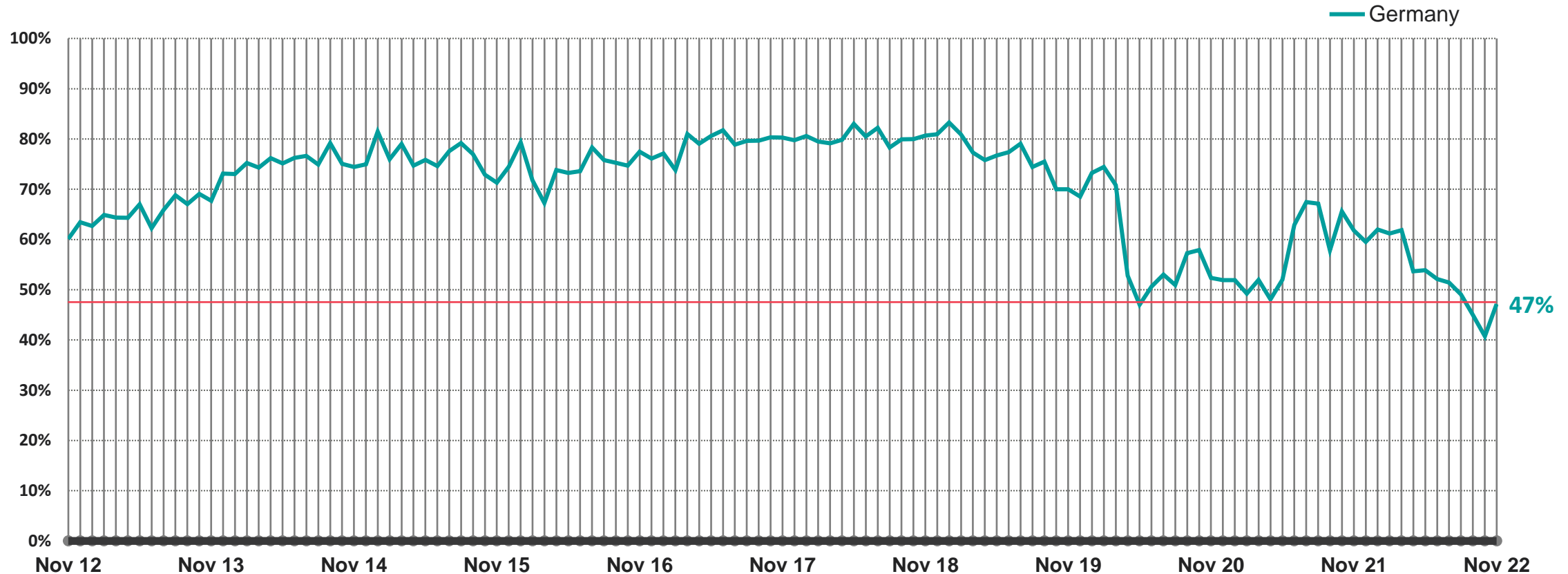




# CURRENT ECONOMIC SITUATION: GERMANY

After dropping for 5 consecutive months, Germany's score has risen 6 points this month.

**Q** How would you describe the current economic situation in your country?  
(% 'Very good' or 'Somewhat good')



**Base:** Representative sample c. 1000 adults aged 16-74 in Germany, 2012 - 2022.

**Source:** Ipsos Global Advisor. *Global score is a Global Country Average. See methodology for details.*

25 – © Ipsos | What Worries the World

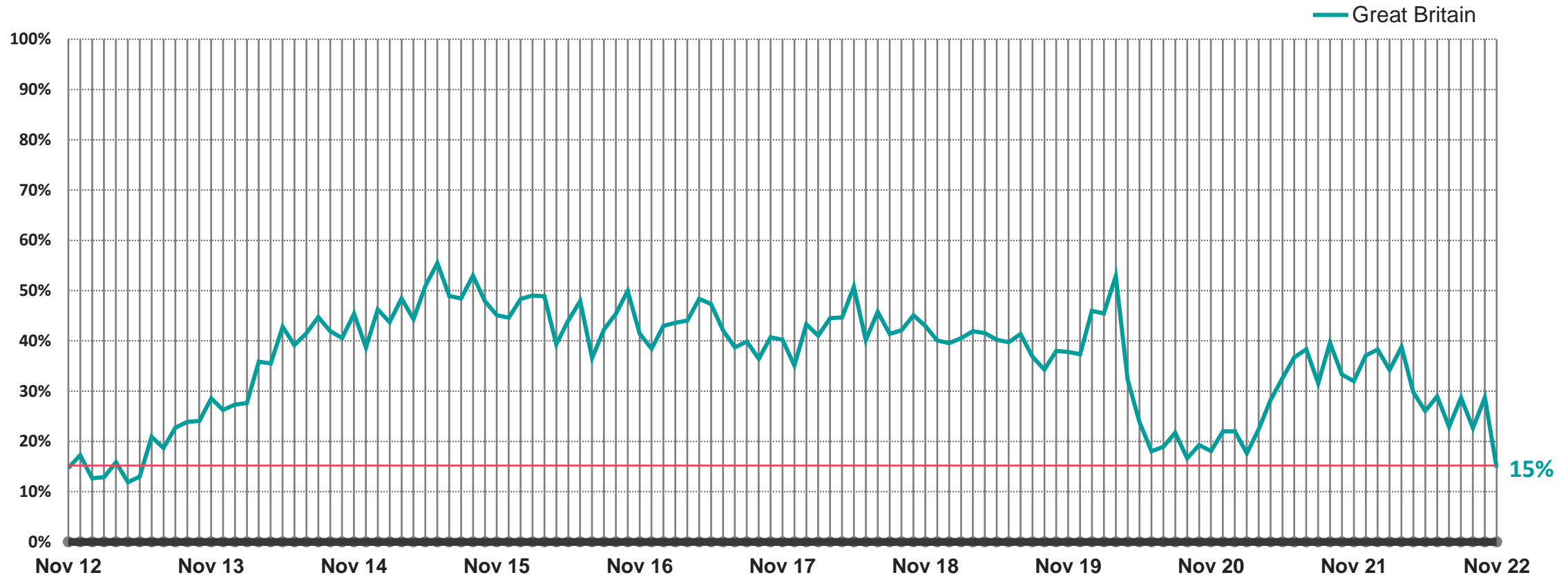
Filter: Country: World | Current Wave: Nov 22



# CURRENT ECONOMIC SITUATION: GREAT BRITAIN

November 2022 marks Great Britain's lowest score since April 2013 (13%).

**Q** How would you describe the current economic situation in your country?  
(% 'Very good' or 'Somewhat good')



**Base:** Representative sample c. 1000 adults aged 16-74 in Great Britain, 2012 - 2022.

**Source:** Ipsos Global Advisor. *Global score is a Global Country Average. See methodology for details.*

26 – © Ipsos | What Worries the World

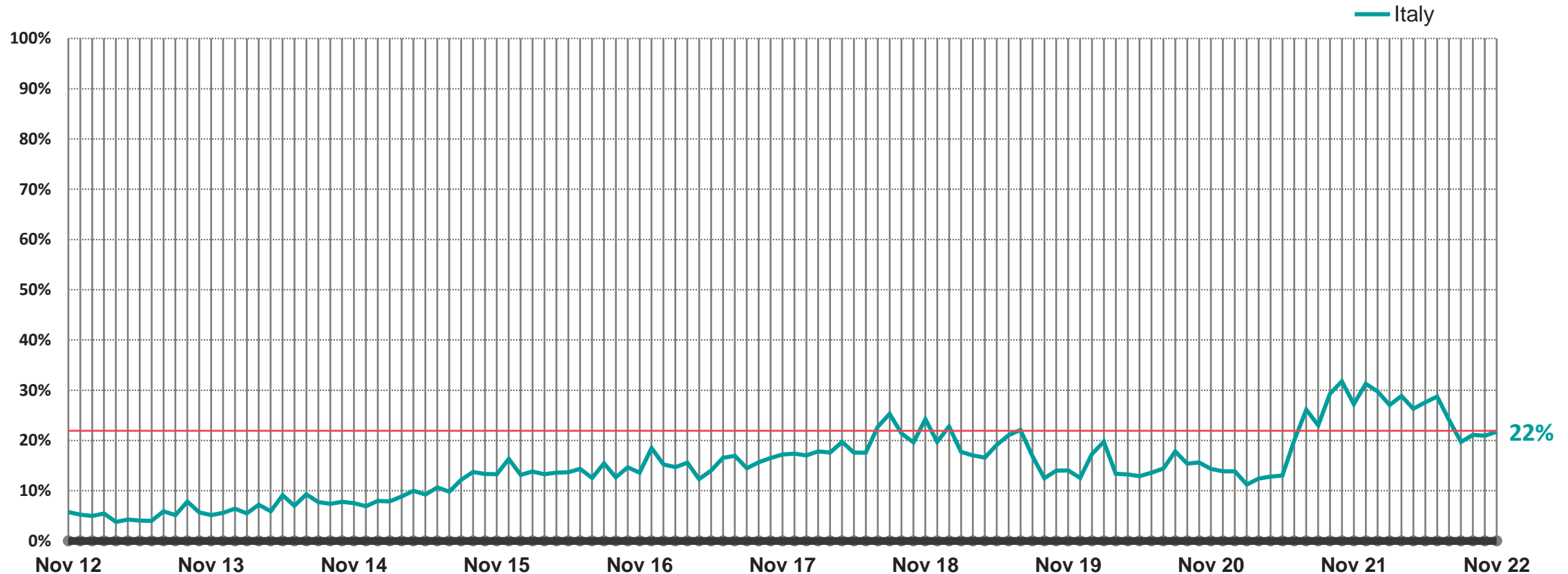
Filter: Country: World | Current Wave: Nov 22



# CURRENT ECONOMIC SITUATION: ITALY

Despite being in the bottom half of the rankings, Italy's score is relatively high compared to historic scores.

**Q** How would you describe the current economic situation in your country?  
(% 'Very good' or 'Somewhat good')



**Base:** Representative sample c. 1000 adults aged 16-74 in Italy, 2012 - 2022.

**Source:** Ipsos Global Advisor. *Global score is a Global Country Average. See methodology for details.*

27 – © Ipsos | What Worries the World

Filter: Country: World | Current Wave: Nov 22



# CURRENT ECONOMIC SITUATION: JAPAN

Down a further 2pp this month, Japan is only 2pp away from its all time lowest "good" economic score (6%).

**Q** How would you describe the current economic situation in your country?  
(% 'Very good' or 'Somewhat good')



**Base:** Representative sample c. 1000 adults aged 16-74 in Japan, 2012 - 2022.

**Source:** Ipsos Global Advisor. *Global score is a Global Country Average. See methodology for details.*

28 – © Ipsos | What Worries the World

Filter: Country: World | Current Wave: Nov 22



# METHODOLOGY

This 29-country Global Advisor survey was conducted between October 21<sup>st</sup> 2022 and November 4<sup>th</sup> 2022 via the Ipsos Online Panel system among 20,466 adults aged 18-74 in Canada, Israel, Malaysia, South Africa, Turkey and the United States, 20-74 in Indonesia and Thailand, and 16-74 in all 21 other countries.

The “Global Country Average” reflects the average result for all the countries where the survey was conducted. It has not been adjusted to the population size of each country and is not intended to suggest a total result.

The sample consists of approximately 1000+ individuals in each of Australia, Belgium, Brazil, Canada, France, Germany, Great Britain, Italy, Israel, Japan, Mexico, Spain, Sweden, and the US, and approximately 500+ individuals in each of Argentina, Chile, Colombia, Hungary, India, Indonesia, Malaysia, the Netherlands, Peru, Poland, Saudi Arabia, South Africa, South Korea, Thailand and Turkey.

The samples in Argentina, Australia, Belgium, Canada, France, Germany, Great Britain, Hungary, Italy, Japan, the Netherlands, Poland, South Korea, Spain, Sweden, and the US can be taken as representative of these countries’ general adult population under the age of 75.

The samples in Brazil, Chile, Colombia, India, Indonesia, Malaysia, Mexico, Peru, Saudi Arabia, South Africa, Thailand and Turkey are more urban, more educated, and/or more affluent than the general population. The survey results for these markets should be viewed as reflecting the views of the more “connected” segment of these populations.

Weighting has been employed to balance demographics and ensure that the sample’s composition reflects that of the adult population according to the most recent census data.

The precision of Ipsos online polls are calculated using a credibility interval with a poll of 1,000 accurate to +/- 3.5 percentage points and of 500 accurate to +/- 5.0 percentage points. For more information on the Ipsos use of credibility intervals, please visit the Ipsos website.

Where results do not sum to 100 or the ‘difference’ appears to be +/-1 more/less than the actual, this may be due to rounding, multiple responses, or the exclusion of don't knows or not stated responses

The publication of these findings abides by local rules and regulations.