

WHAT WORRIES THE WORLD?

June 2024

What Worries the World?

Ipsos' What Worries the World survey tracks public opinion on the most important social and political issues across 29 countries today, drawing on over ten years of data to place the latest scores in context.

This **global summary report** presents the top concerns around the world, alongside whether people think things in their country are heading in the right or wrong direction.

Further analysis of the findings is available at our What Worries the World [home page](#).

Please contact **Teodros.Gebrekal@ipsos.com** for more information.

Summary

01. Inflation remains the top concern

For 27 consecutive months, worry about rising prices has been the number one issue, albeit now stabilising at a third (33%) mentioning it across 29 countries.

04. Ten nations have inflation as their primary concern

Türkiye (58%), Canada (54%), Argentina (51%), Australia (48%), US (46%), Singapore (46%), France (40%), South Korea (39%), Poland (38%), and India (38%)

02. Pessimism is on the rise

On average across the 29 countries this year, the proportion saying their country is headed in the right direction is down three points. Peru registers its lowest right direction score (8%) since April 2022.

05. Worry about crime & violence is up

This month sees crime and violence moving up a rank on our list to second place. For more information, check out our new Global Advisor release on crime from June 26th at ipsos.com.

03. The economy matters

With fieldwork taking pace just ahead of the G7 summit. The proportion of Brits saying the economy is 'good' has reached its highest score since March 2022. Likewise, Germany's score has bounced back, returning to around July 2023 levels.

06. Conflict & terrorism

Poland is now the most concerned country regarding military conflict, overtaking Israel. However, Israel is, by far, the most worried of the 29 countries when it comes to about terrorism (their top issue).

What Worries the World? JUNE 2024

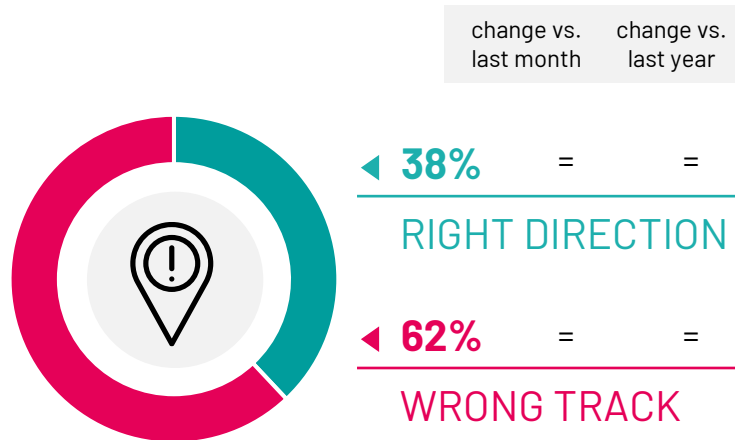
Top five worries

Q: Which three of the following topics do you find the most worrying in your country?

		change vs. last month	change vs. last year
Inflation	33%	-1	-7
Crime & violence	30%	=	+1
Poverty & social inequality	29%	-1	-2
Unemployment	27%	=	=
Financial/political corruption	25%	-1	=

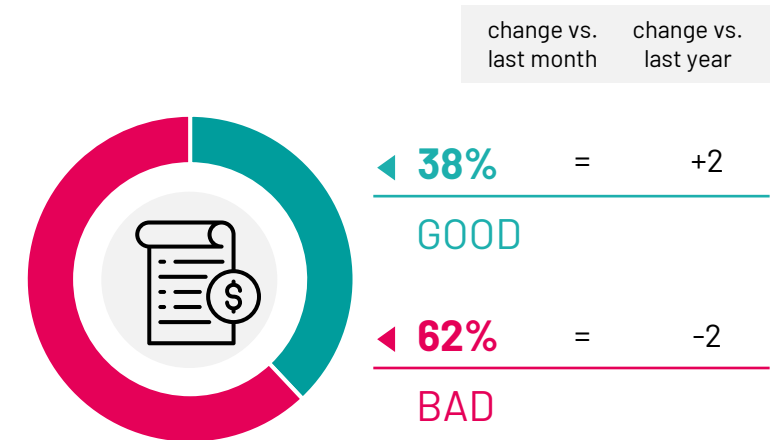
State of the country

Q: Generally speaking, would you say things in this country are heading in the right direction, or are they off on the wrong track?



State of the economy

Q: How would you describe the current economic situation in your country?



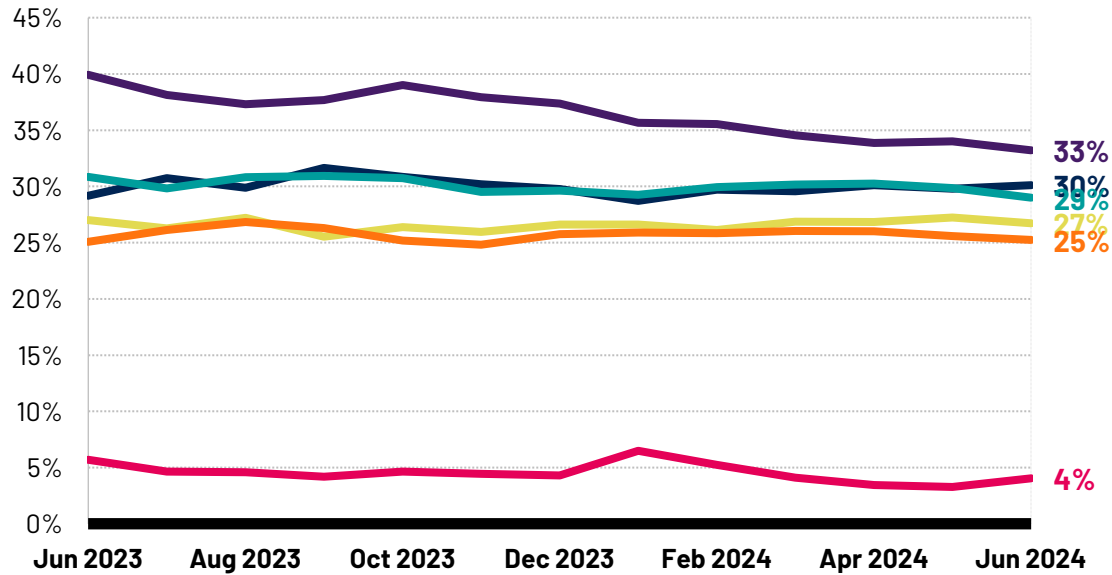
Base: Representative sample of 25,520 adults aged 16-74 in 29 participating countries, May 24th 2024 - June 7th 2024.

Source: Ipsos Global Advisor. Global score is a Global Country Average. See methodology for details. Filter: Country: World | Current Wave: Jun 24

What Worries the World? 12 MONTH TREND

Top five worries

Q: Which three of the following topics do you find the most worrying in your country?



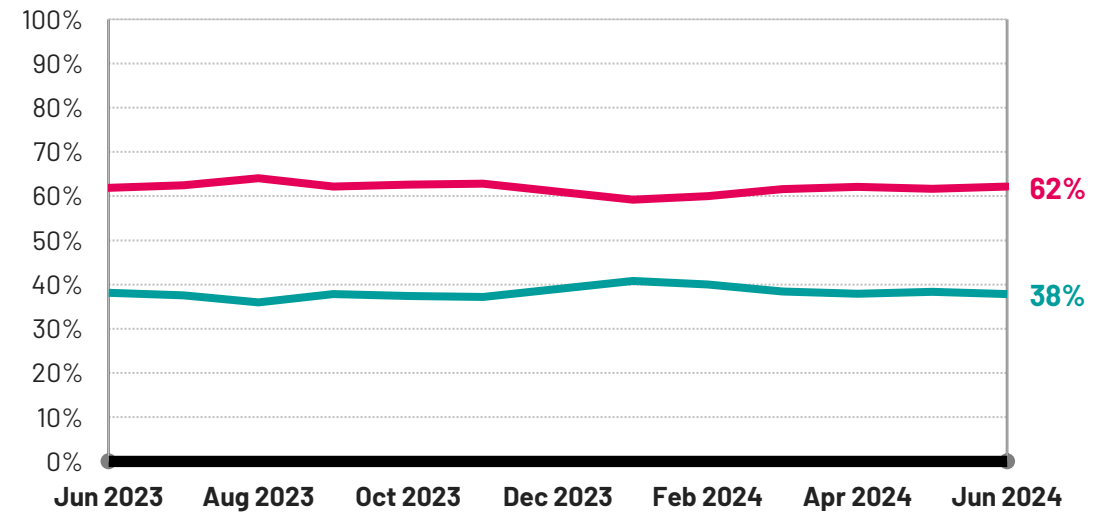
Inflation **Crime** **Inequality** **Jobs** **Corruption** **Covid-19**

Base: Representative sample of 25,520 adults aged 16-74 in 29 participating countries, May 24th 2024 - June 7th 2024.

Source: Ipsos Global Advisor. Global score is a Global Country Average. See methodology for details. Filter: Country: World | Current Wave: Jun 24

State of the country

Q: Generally speaking, would you say things in this country are heading in the right direction, or are they off on the wrong track?



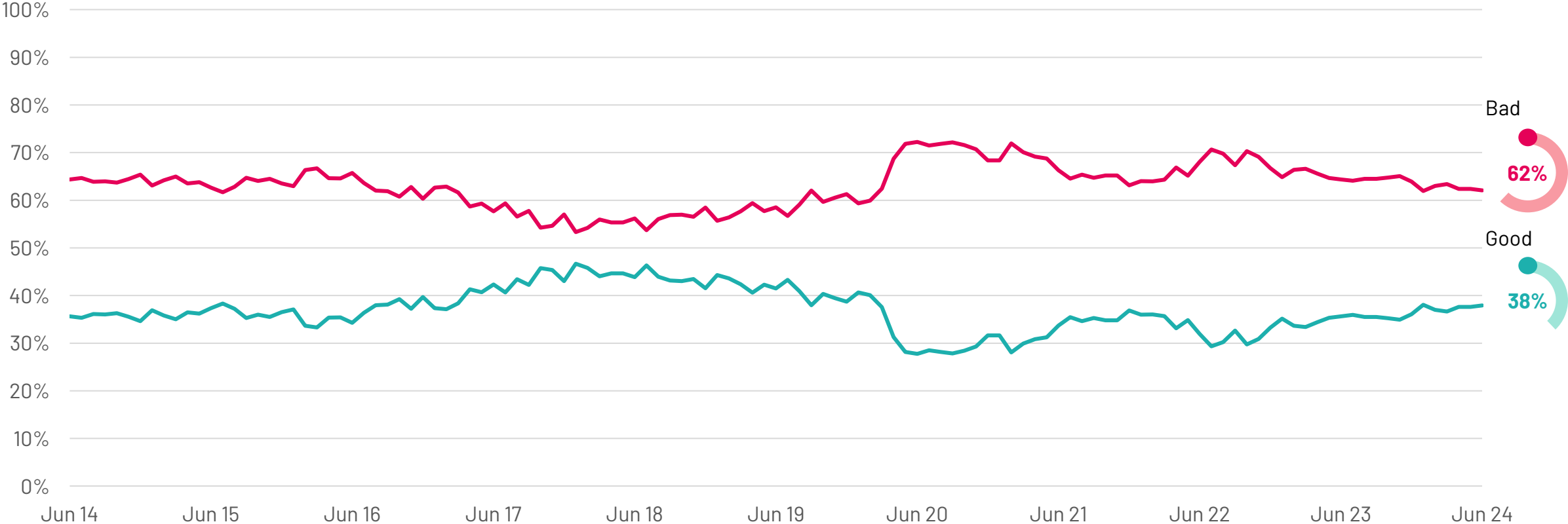
Right Direction Wrong Track



Global: Current Economic Situation

Q: How would you describe the current economic situation in your country?

(% 'Very good' or 'Somewhat good' & 'Very bad' or 'Somewhat bad')



Base: Representative sample of 25,520 adults aged 16-74 in 29 participating countries, May 24th 2024 - June 7th 2024.

Source: Ipsos Global Advisor. Global score is a Global Country Average. See methodology for details. **Filter:** Country: World | Current Wave: Jun 24



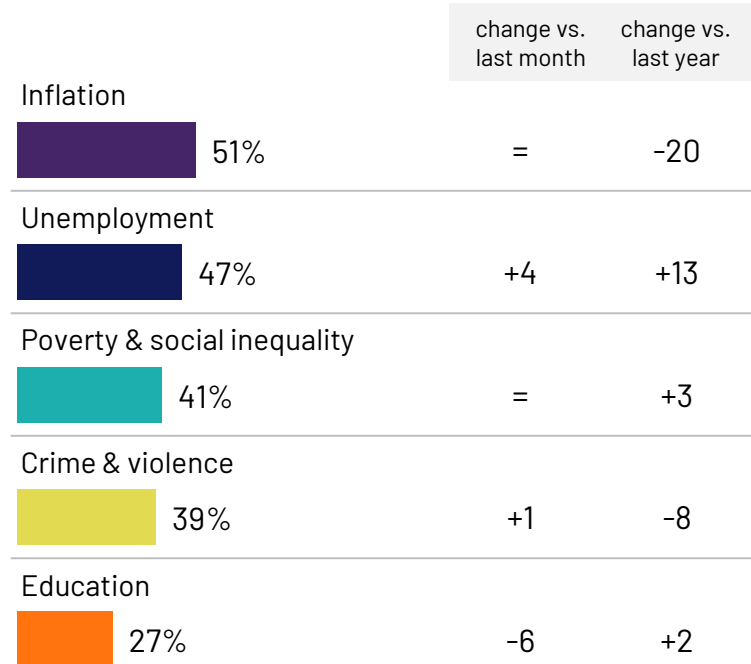
COUNTRIES SUMMARY

6 LATAM COUNTRIES

ARGENTINA SUMMARY: JUNE 2024

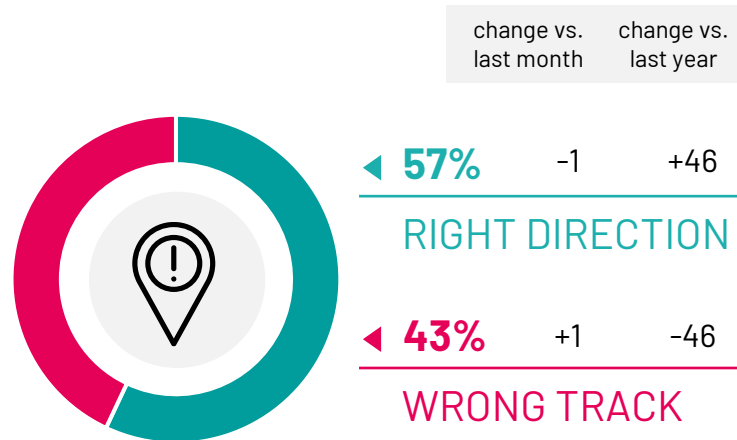
Top five worries

Q: Which three of the following topics do you find the most worrying in your country?



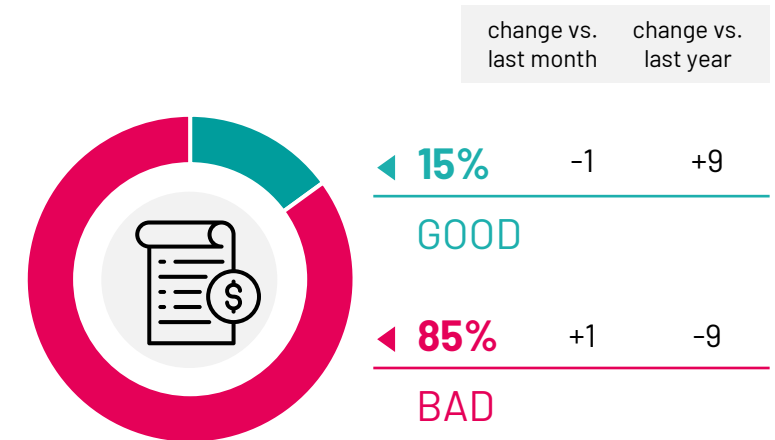
State of the country

Q: Generally speaking, would you say things in this country are heading in the right direction, or are they off on the wrong track?



State of the economy

Q: How would you describe the current economic situation in your country?



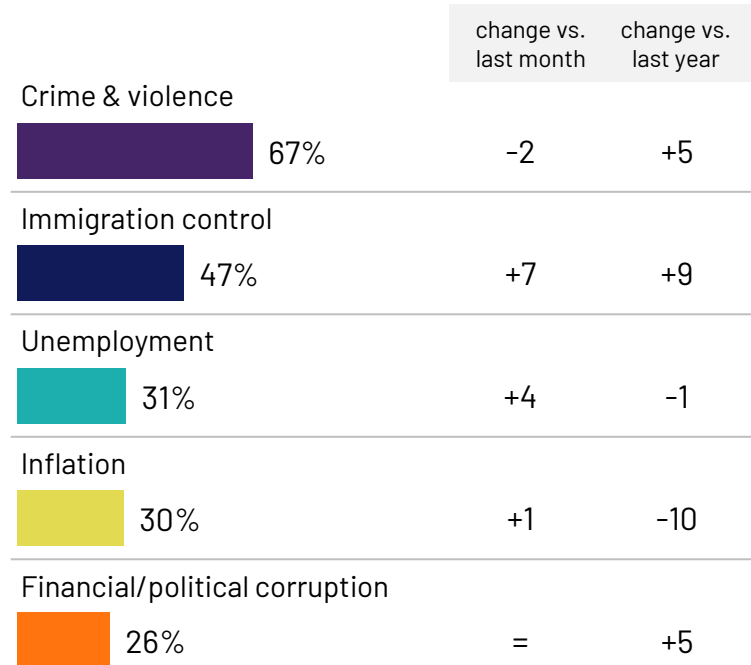
Base: Representative sample of Argentinian adults aged 16-74. c.500 per month

Source: Ipsos Global Advisor. Global score is a Global Country Average. See methodology for details. Filter: Country: Argentina | Current Wave: Jun 24

CHILE SUMMARY: JUNE 2024

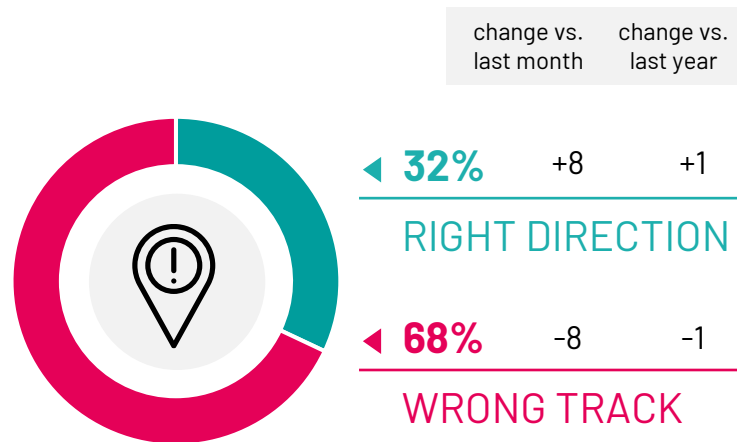
Top five worries

Q: Which three of the following topics do you find the most worrying in your country?



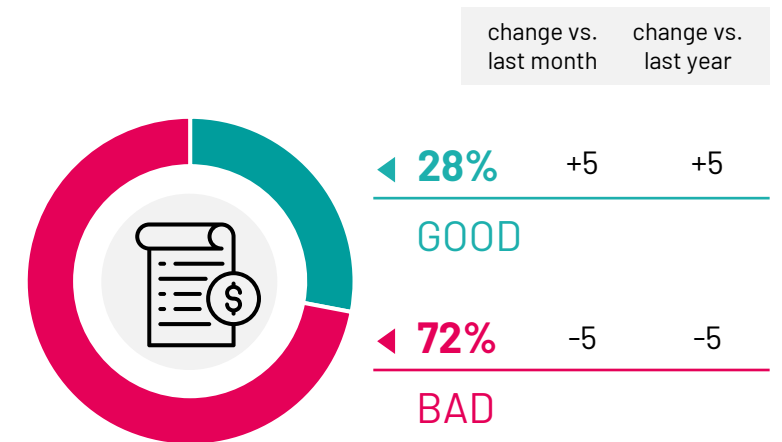
State of the country

Q: Generally speaking, would you say things in this country are heading in the right direction, or are they off on the wrong track?



State of the economy

Q: How would you describe the current economic situation in your country?



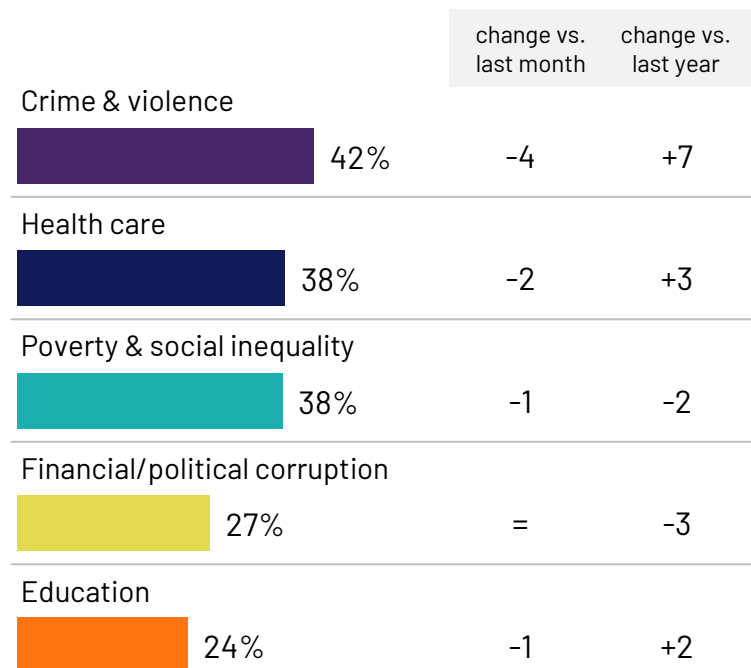
Base: Representative sample of Chilean adults aged 16-74. c.500 per month

Source: Ipsos Global Advisor. Global score is a Global Country Average. See methodology for details. Filter: Country: Chile | Current Wave: Jun 24

BRAZIL SUMMARY: JUNE 2024

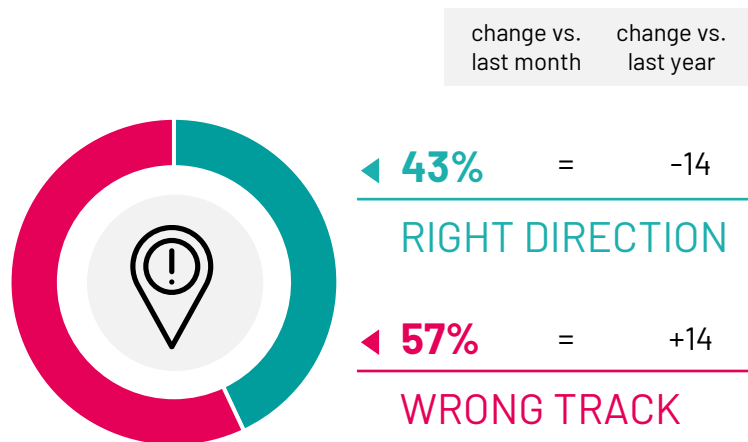
Top five worries

Q: Which three of the following topics do you find the most worrying in your country?



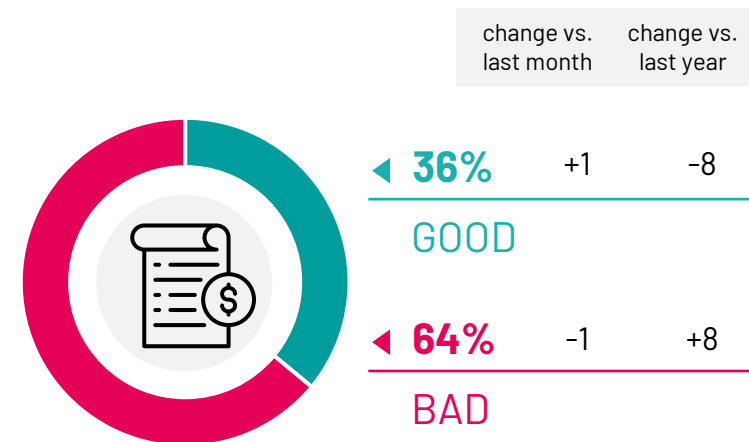
State of the country

Q: Generally speaking, would you say things in this country are heading in the right direction, or are they off on the wrong track?



State of the economy

Q: How would you describe the current economic situation in your country?



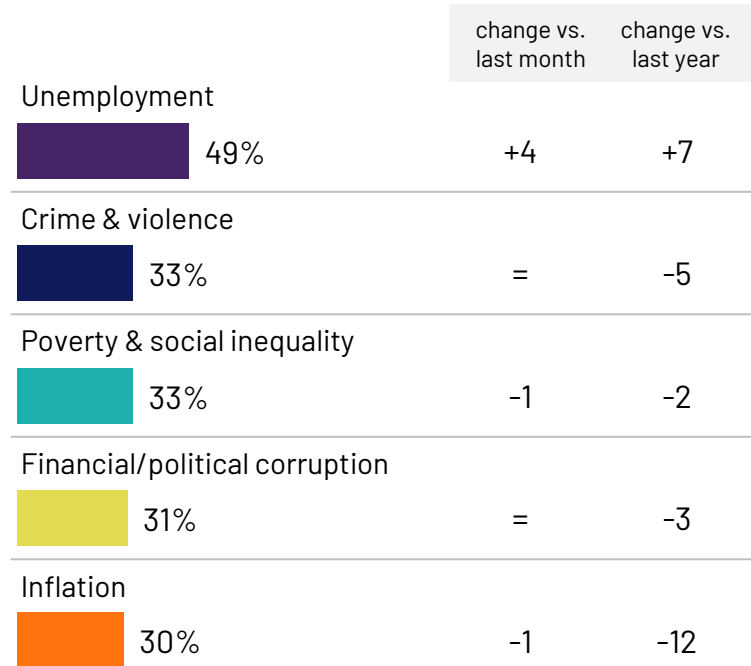
Base: Representative sample of Brazilian adults aged 16-74. c.1000 per month

Source: Ipsos Global Advisor. Global score is a Global Country Average. See methodology for details. Filter: Country: Brazil | Current Wave: Jun 24

COLOMBIA SUMMARY: JUNE 2024

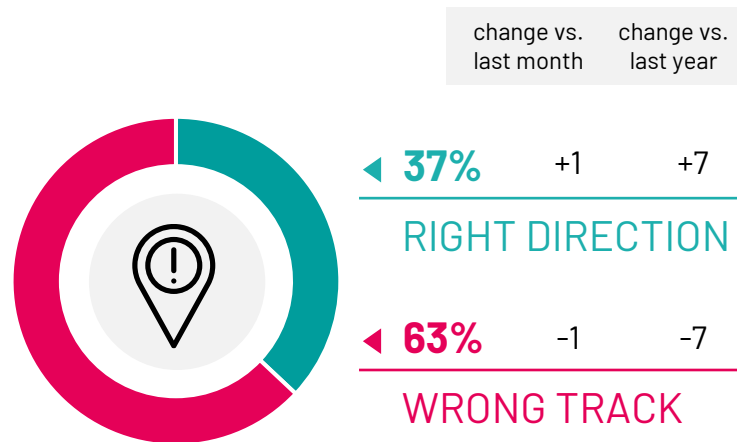
Top five worries

Q: Which three of the following topics do you find the most worrying in your country?



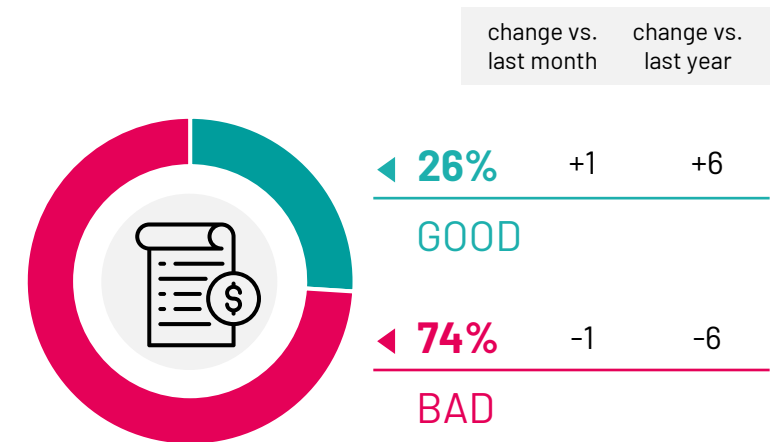
State of the country

Q: Generally speaking, would you say things in this country are heading in the right direction, or are they off on the wrong track?



State of the economy

Q: How would you describe the current economic situation in your country?



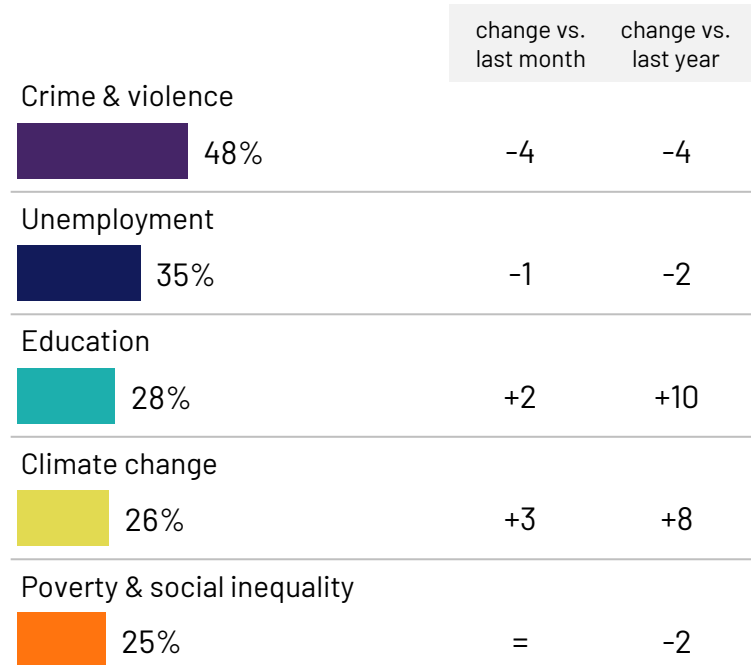
Base: Representative sample of Colombian adults aged 16-74. c.1000 per month

Source: Ipsos Global Advisor. Global score is a Global Country Average. See methodology for details. Filter: Country: Colombia | Current Wave: Jun 24

MEXICO SUMMARY: JUNE 2024

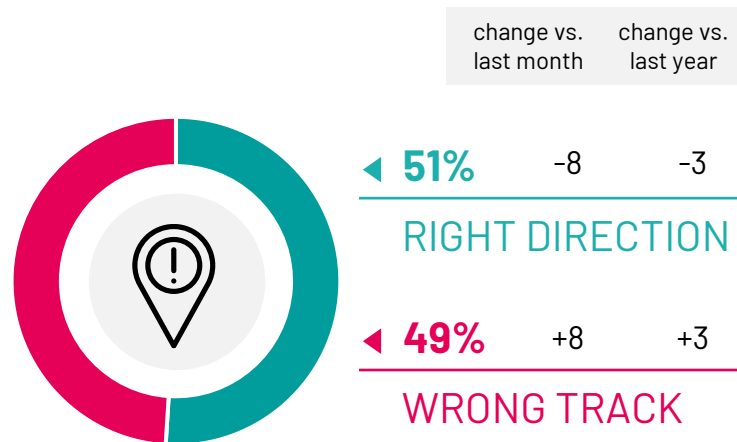
Top five worries

Q: Which three of the following topics do you find the most worrying in your country?



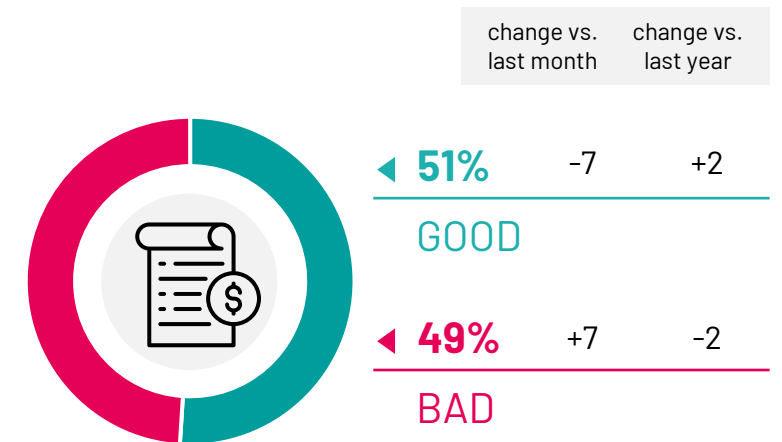
State of the country

Q: Generally speaking, would you say things in this country are heading in the right direction, or are they off on the wrong track?



State of the economy

Q: How would you describe the current economic situation in your country?



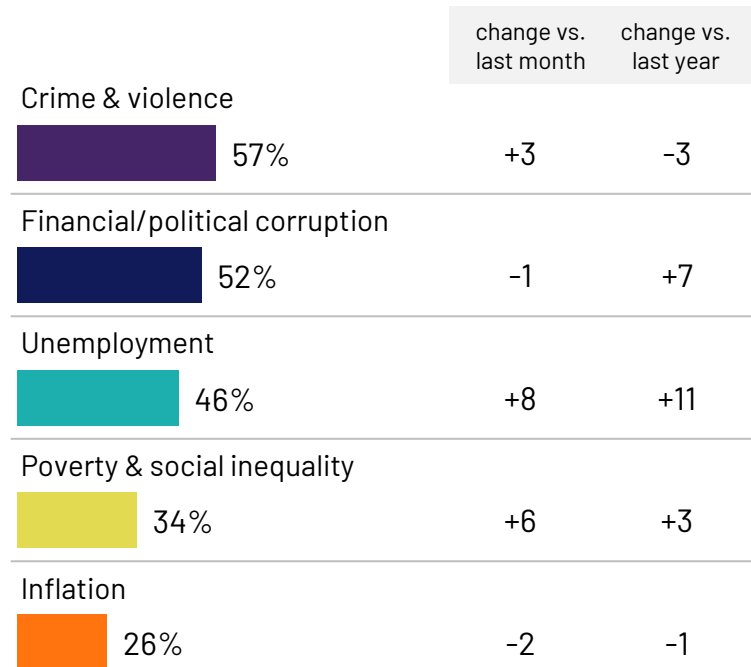
Base: Representative sample of Mexican adults aged 16-74. c.500 per month

Source: Ipsos Global Advisor. Global score is a Global Country Average. See methodology for details. Filter: Country: Mexico | Current Wave: Jun 24

PERU SUMMARY: JUNE 2024

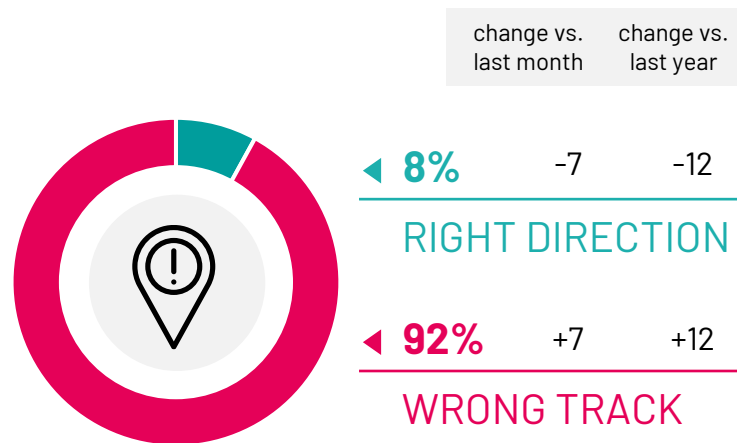
Top five worries

Q: Which three of the following topics do you find the most worrying in your country?



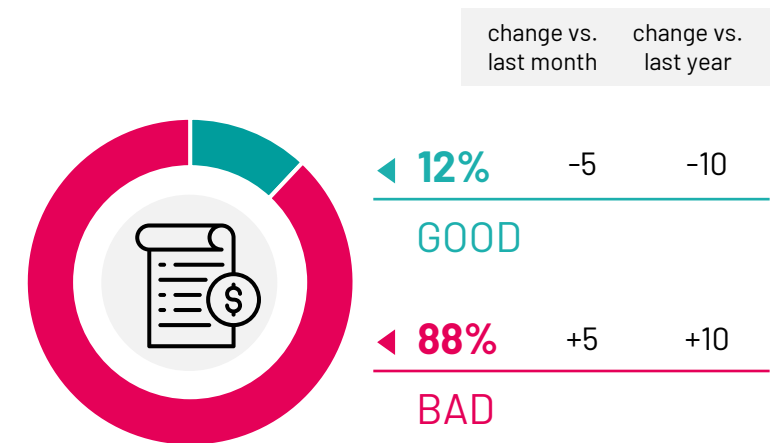
State of the country

Q: Generally speaking, would you say things in this country are heading in the right direction, or are they off on the wrong track?



State of the economy

Q: How would you describe the current economic situation in your country?



Base: Representative sample of Peruvian adults aged 16-74. c.500 per month

Source: Ipsos Global Advisor. Global score is a Global Country Average. See methodology for details. Filter: Country: Peru | Current Wave: Jun 24

WHAT WORRIES THE WORLD?

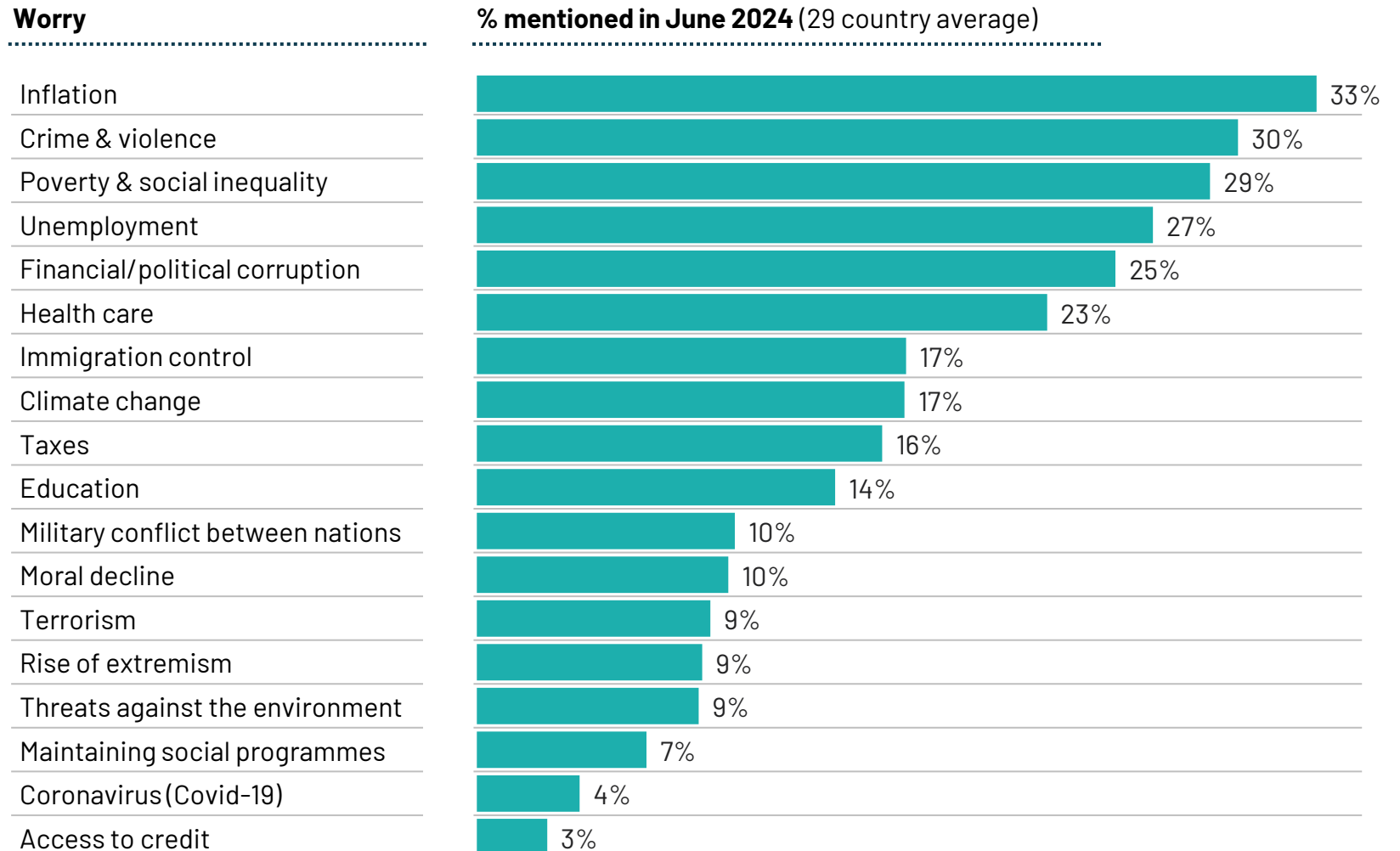
Top issues ranked

World Worries: Full List

Base: Representative sample of 25,520 adults aged 16-74 in 29 participating countries, May 24th 2024 - June 7th 2024.

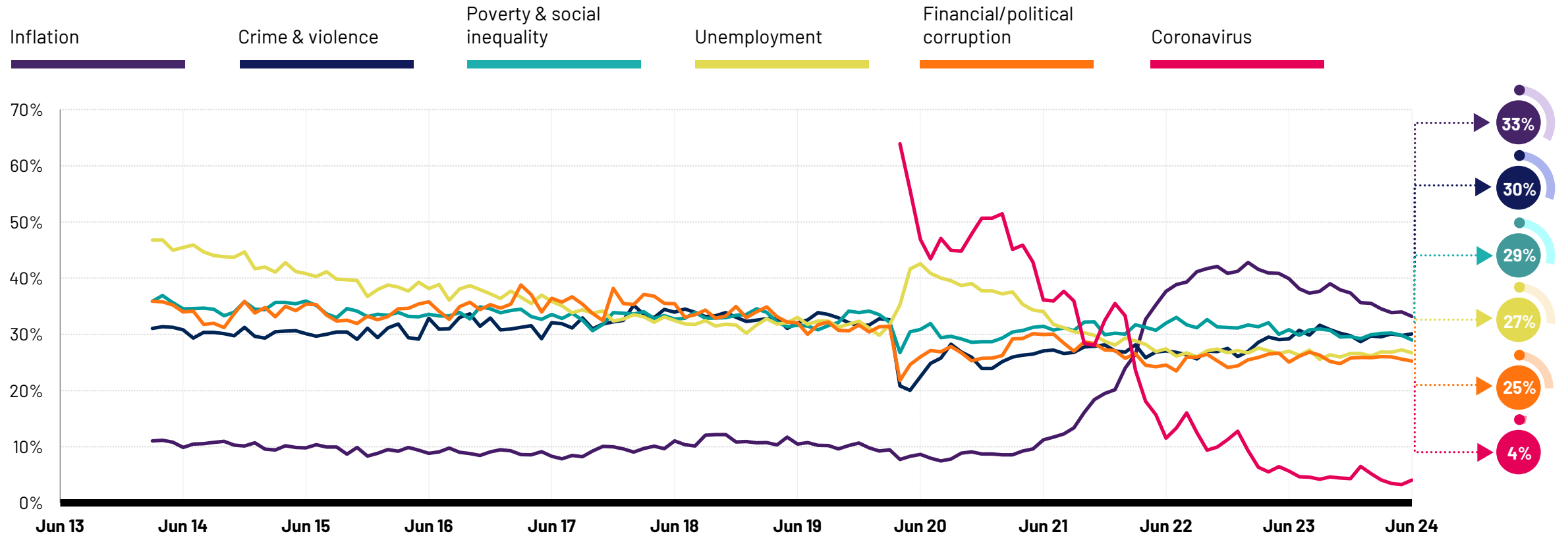
Source: Ipsos Global Advisor. Global score is a Global Country Average. See methodology for details. **Filter:** Country: World | Current Wave: Jun 24

Q: Which three of the following topics do you find the most worrying in your country?



World Worries: Long-Term Trend

Q: Which three of the following topics do you find the most worrying in your country? 29 country average



Base: Representative sample of 25,520 adults aged 16-74 in 29 participating countries, May 24th 2024 - June 7th 2024.

Source: Ipsos Global Advisor. Global score is a Global Country Average. See methodology for details. Filter: Country: World | Current Wave: Jun 24

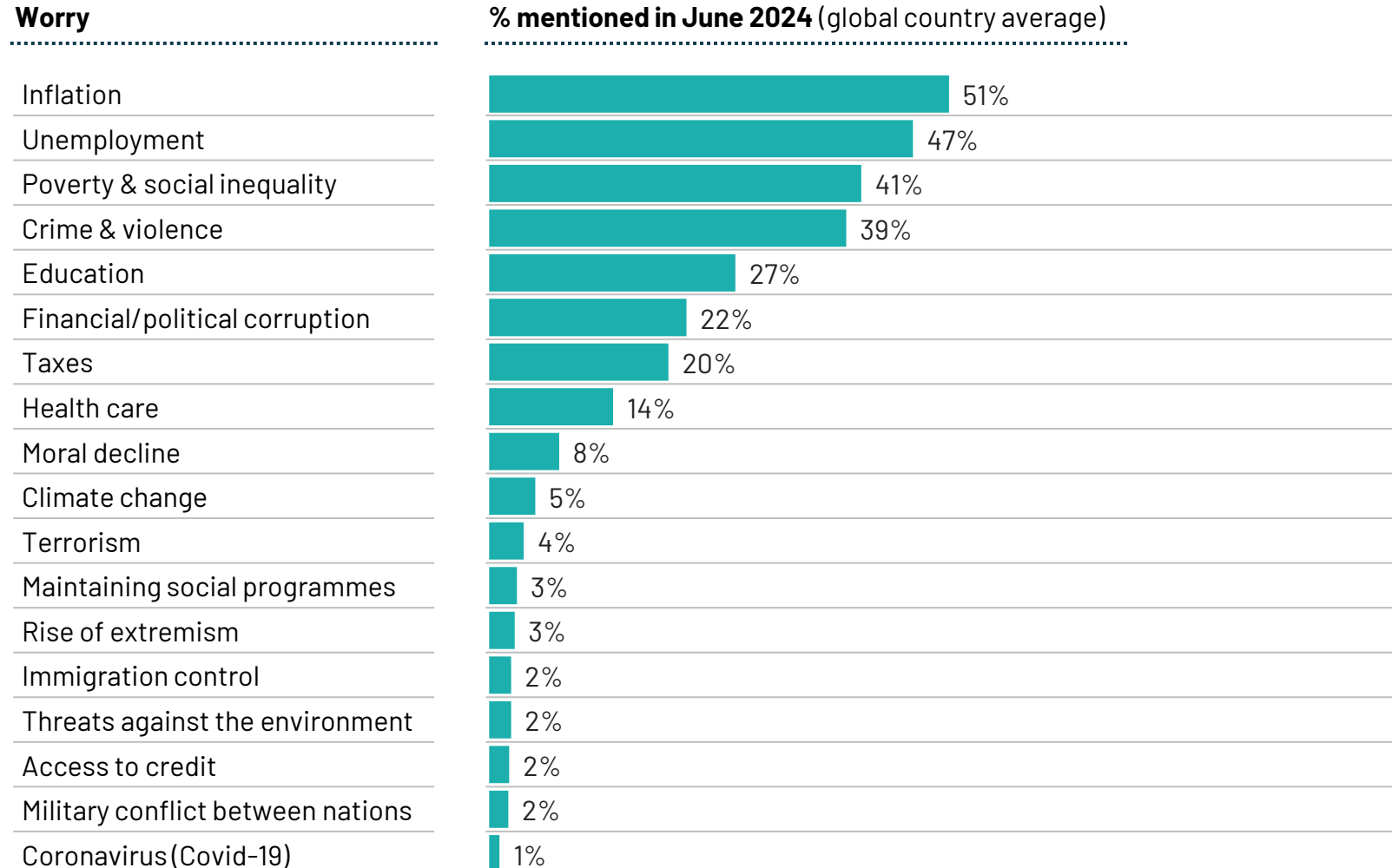
Argentina's Worries

[Commentary]

Base: Representative sample of Argentinian adults aged 16-74. c.500 per month

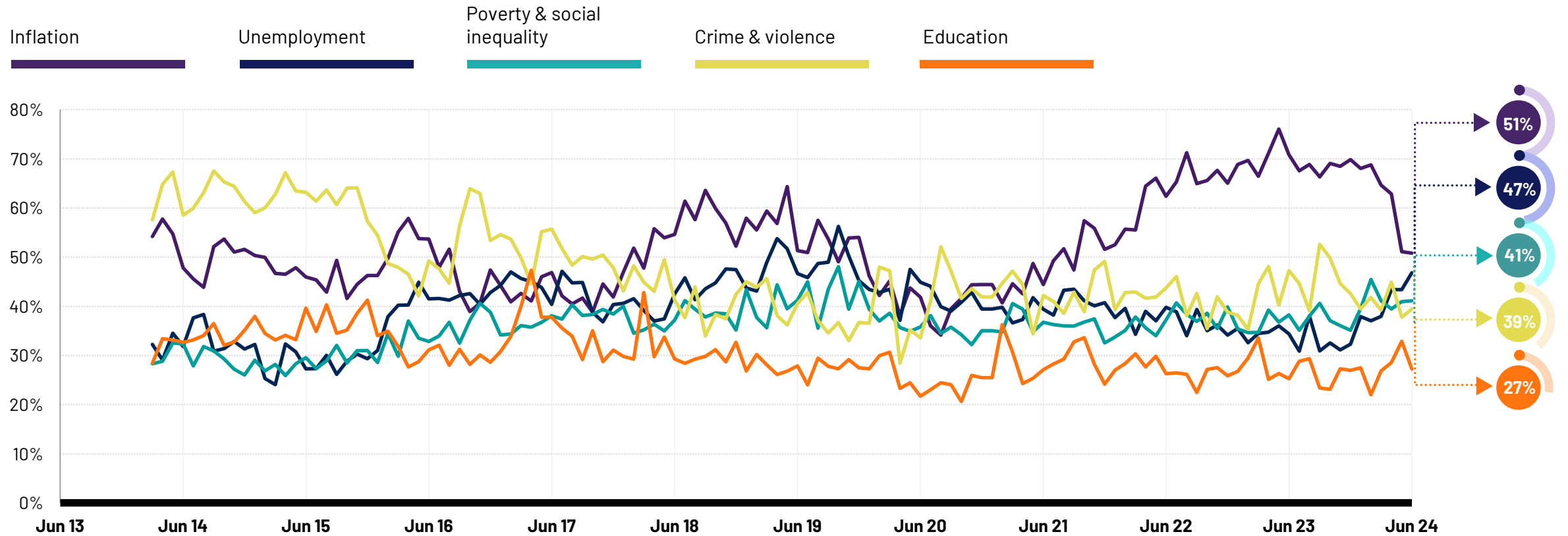
Source: Ipsos Global Advisor. Global score is a Global Country Average. See methodology for details. **Filter:** Country: Argentina | Current Wave: Jun 24

Q: Which three of the following topics do you find the most worrying in your country?



Argentina's current top five worries: long-term trend

Q: Which three of the following topics do you find the most worrying in your country?



Base: Representative sample of Argentinian adults aged 16-74. c.500 per month

Source: Ipsos Global Advisor. Global score is a Global Country Average. See methodology for details. Filter: Country: Argentina | Current Wave: Jun 24

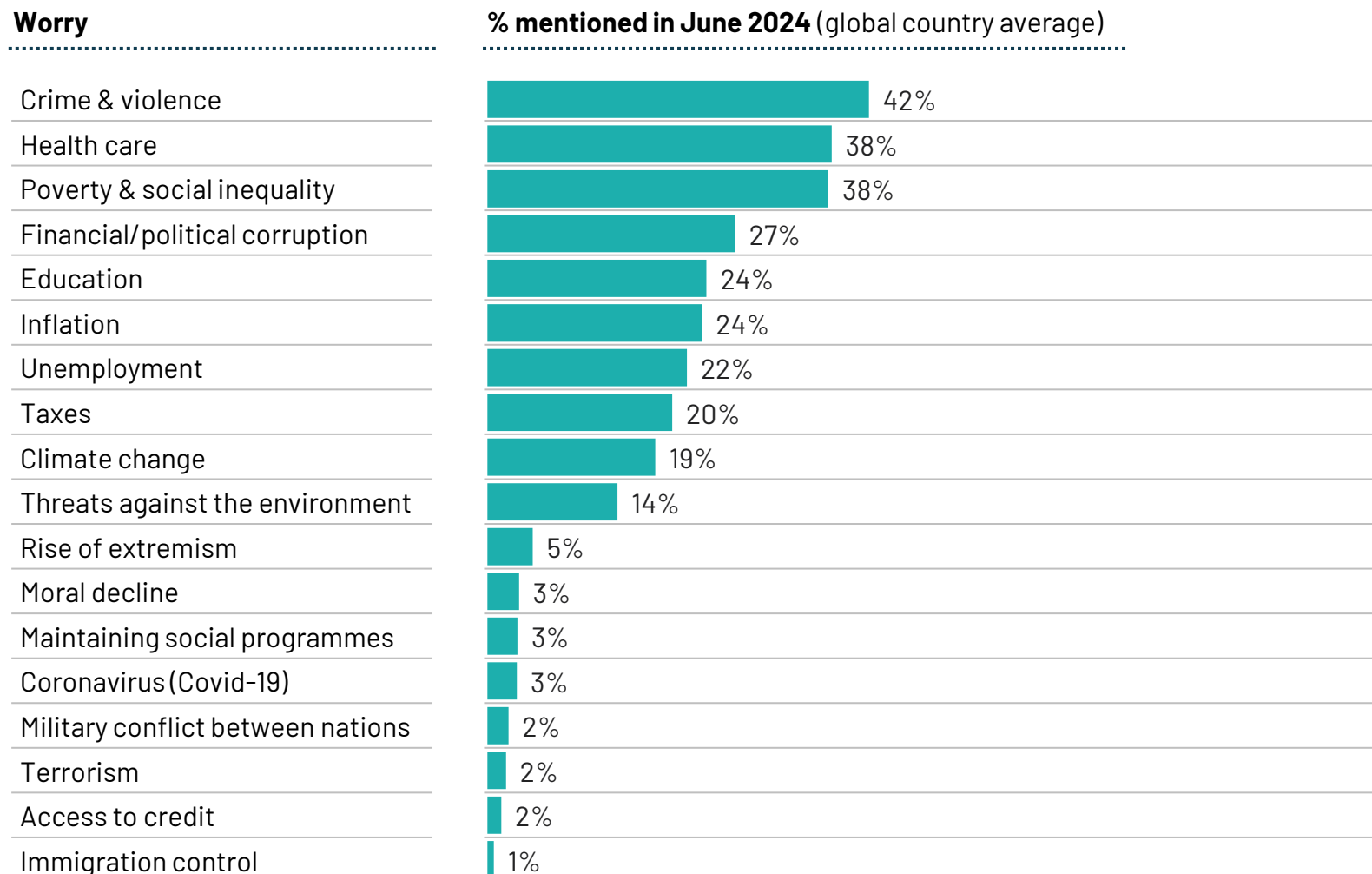
Brazil's Worries

[Commentary]

Base: Representative sample of Brazilian adults aged 16-74. c.1000 per month

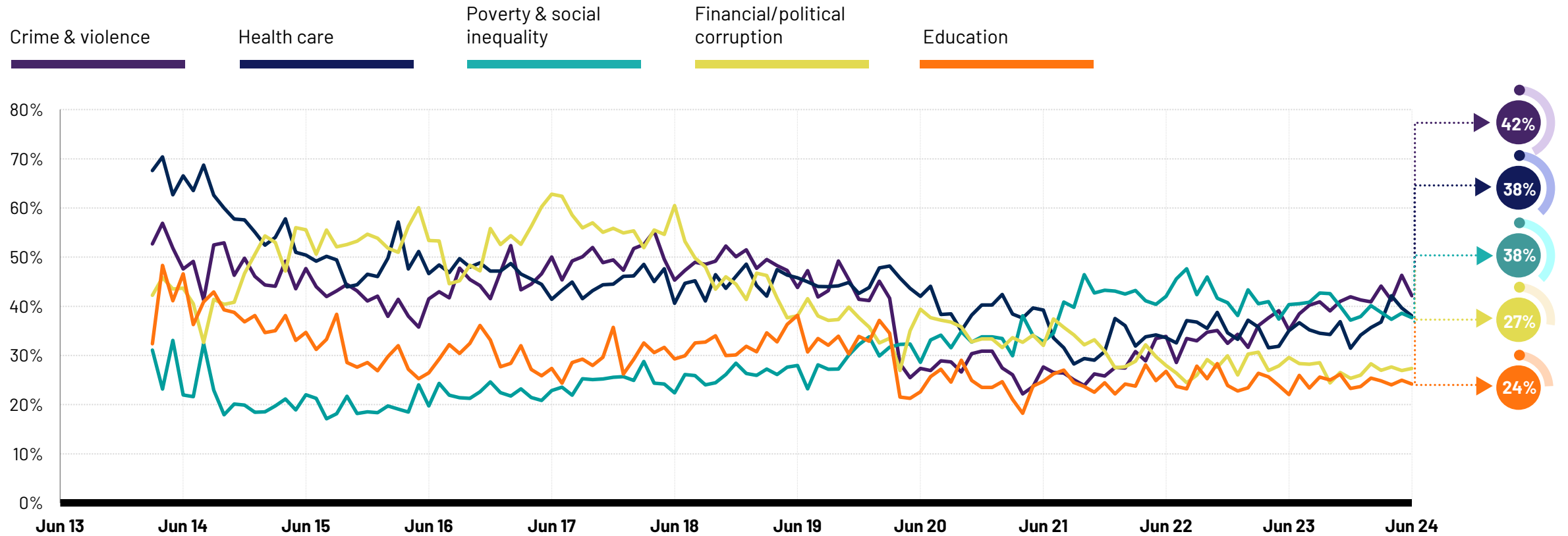
Source: Ipsos Global Advisor. Global score is a Global Country Average. See methodology for details. **Filter:** Country: Brazil | Current Wave: Jun 24

Q: Which three of the following topics do you find the most worrying in your country?



Brazil's current top five worries: long-term trend

Q: Which three of the following topics do you find the most worrying in your country?



Base: Representative sample of Brazilian adults aged 16-74. c.1000 per month

Source: Ipsos Global Advisor. Global score is a Global Country Average. See methodology for details. Filter: Country: Brazil | Current Wave: Jun 24

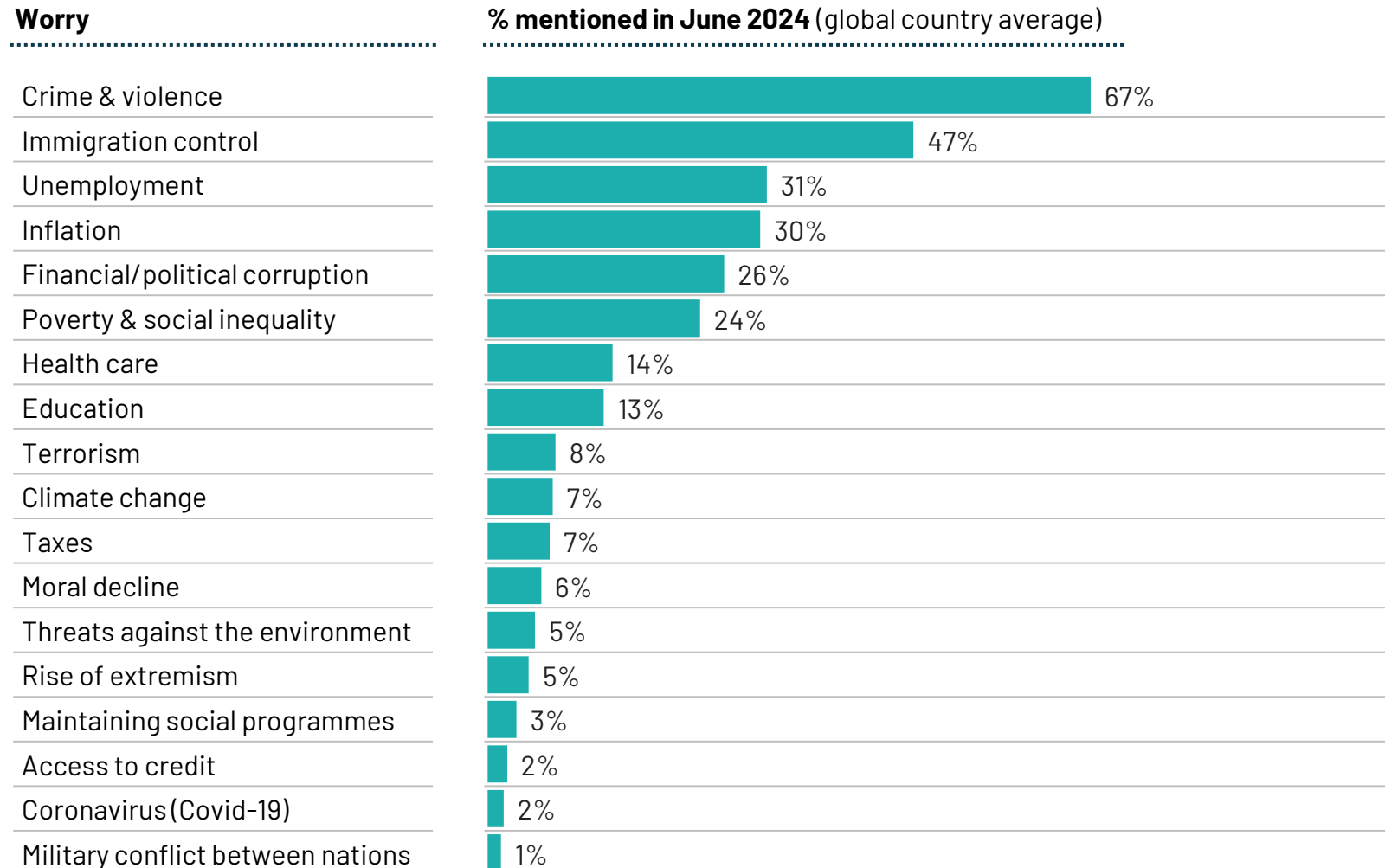
Chile's Worries

[Commentary]

Base: Representative sample of Chilean adults aged 18-74. c.500 per month

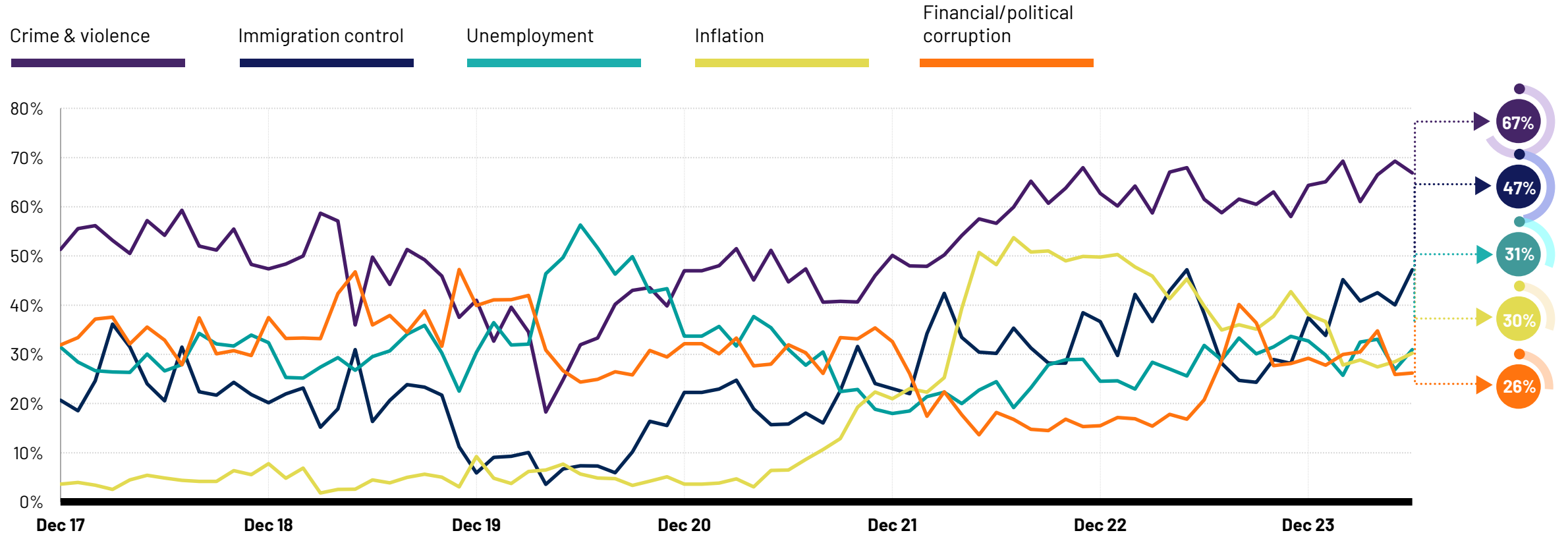
Source: Ipsos Global Advisor. Global score is a Global Country Average. See methodology for details. **Filter:** Country: Chile | Current Wave: Jun 24

Q: Which three of the following topics do you find the most worrying in your country?



Chile's current top five worries: long-term trend

Q: Which three of the following topics do you find the most worrying in your country?



Base: Representative sample of Chilean adults aged 16-74. c.500 per month

Source: Ipsos Global Advisor. Global score is a Global Country Average. See methodology for details. Filter: Country: Chile | Current Wave: Jun 24

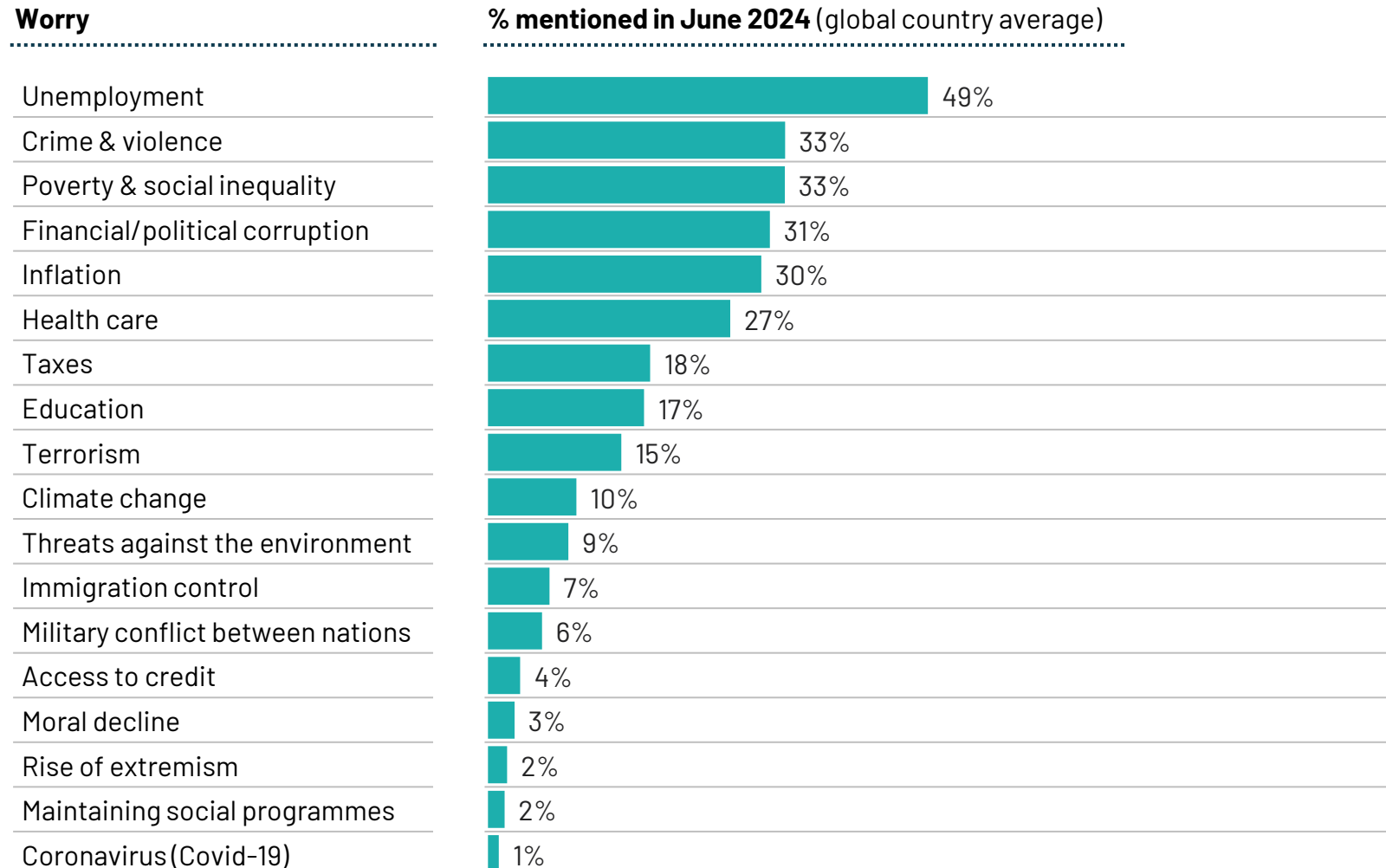
Colombia's Worries

[Commentary]

Base: Representative sample of Colombian adults aged 16-74. c.1000 per month

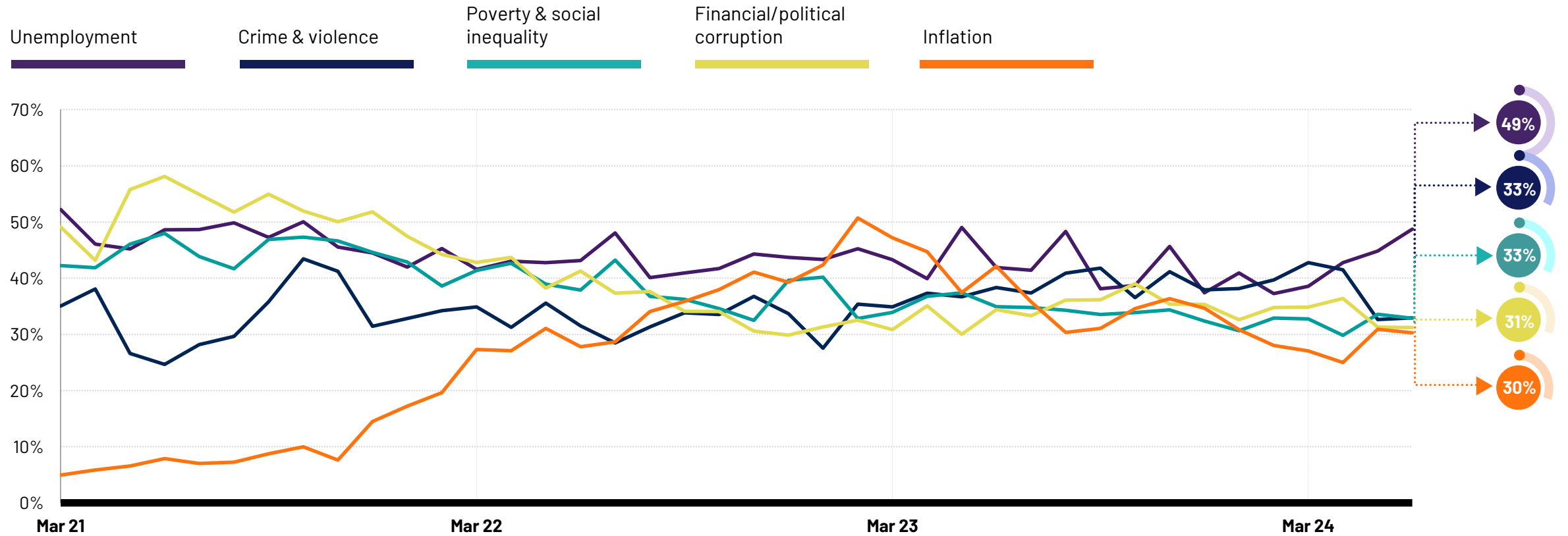
Source: Ipsos Global Advisor. Global score is a Global Country Average. See methodology for details. **Filter:** Country: Colombia | Current Wave: Jun 24

Q: Which three of the following topics do you find the most worrying in your country?



Colombia's current top five worries: long-term trend

Q: Which three of the following topics do you find the most worrying in your country?



Base: Representative sample of Colombian adults aged 16-74. c.1000 per month

Source: Ipsos Global Advisor. Global score is a Global Country Average. See methodology for details. Filter: Country: Colombia | Current Wave: Jun 24

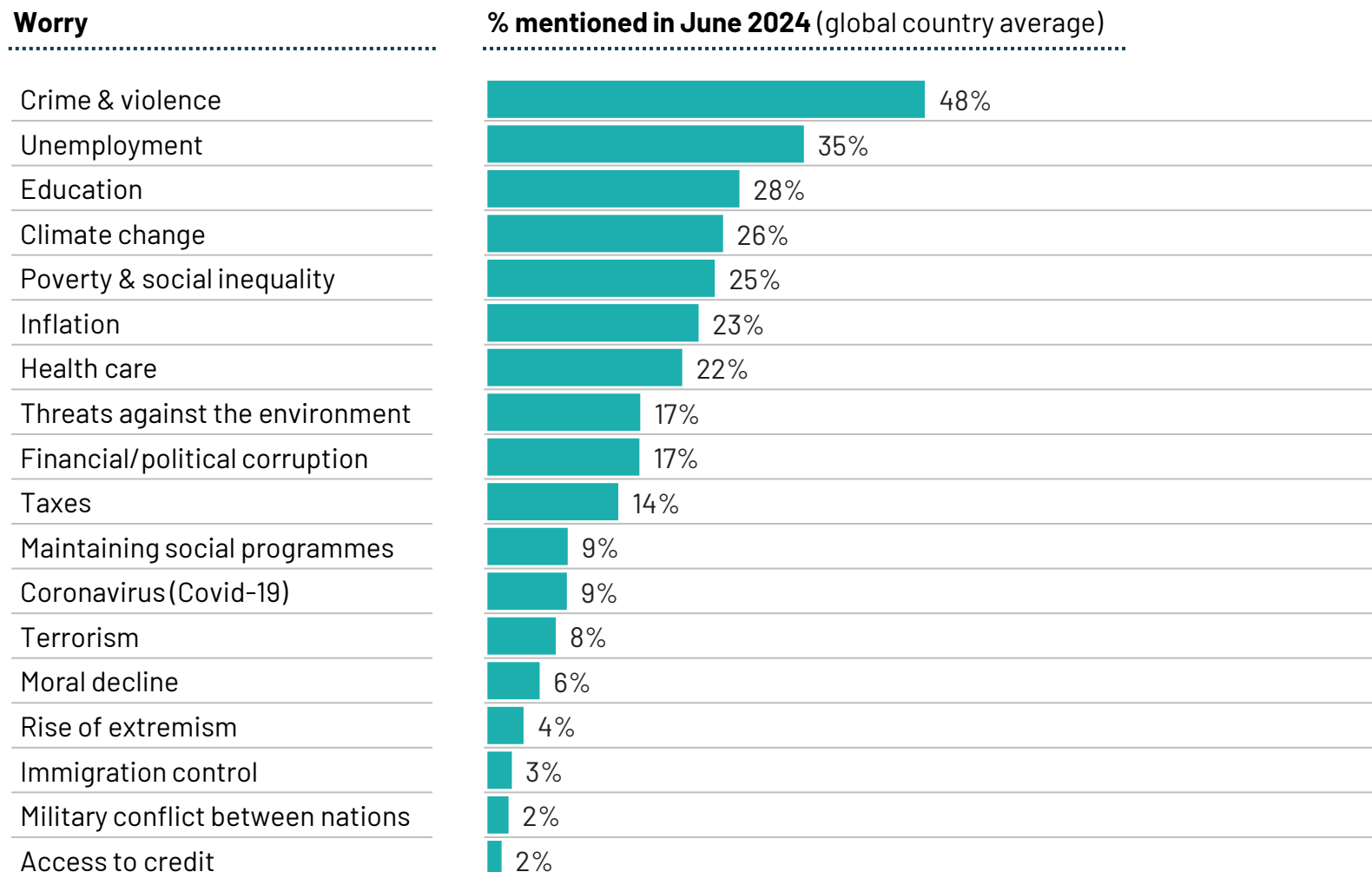
Mexico's Worries

[Commentary]

Base: Representative sample of Mexican adults aged 16-74. c.500 per month

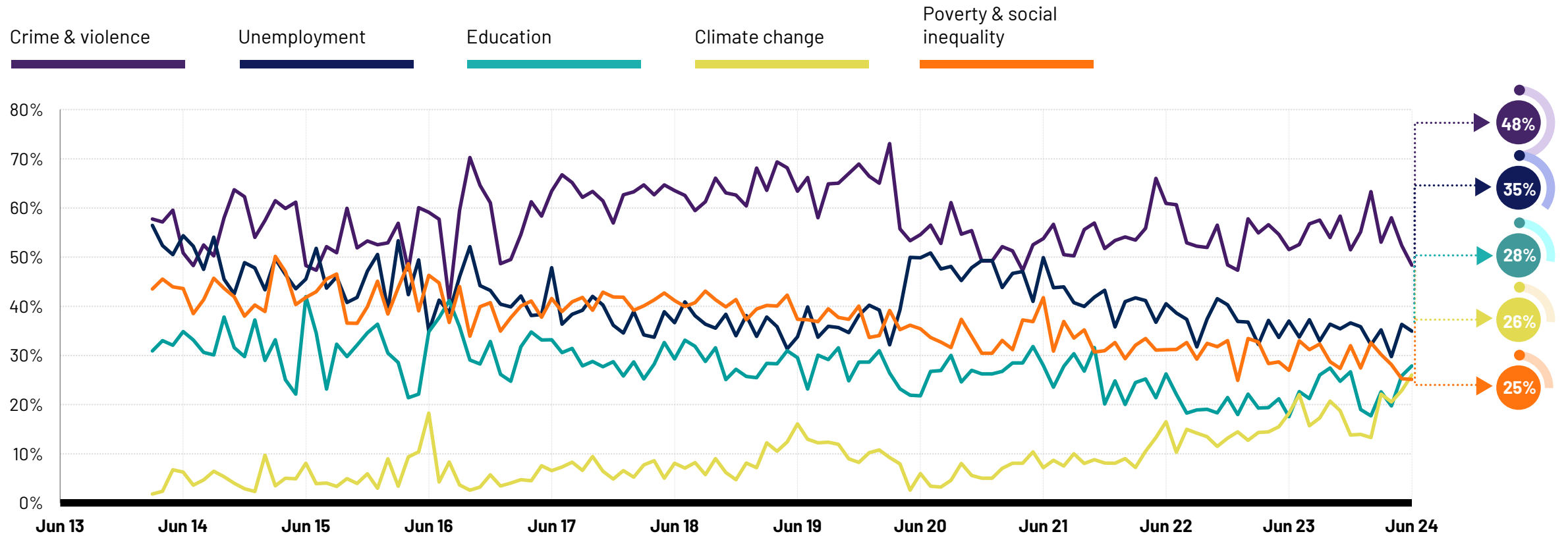
Source: Ipsos Global Advisor. Global score is a Global Country Average. See methodology for details. **Filter:** Country: Mexico | Current Wave: Jun 24

Q: Which three of the following topics do you find the most worrying in your country?



Mexico's current top five worries: long-term trend

Q: Which three of the following topics do you find the most worrying in your country?



Base: Representative sample of Mexican adults aged 16-74. c.500 per month

Source: Ipsos Global Advisor. Global score is a Global Country Average. See methodology for details. Filter: Country: Mexico | Current Wave: Jun 24

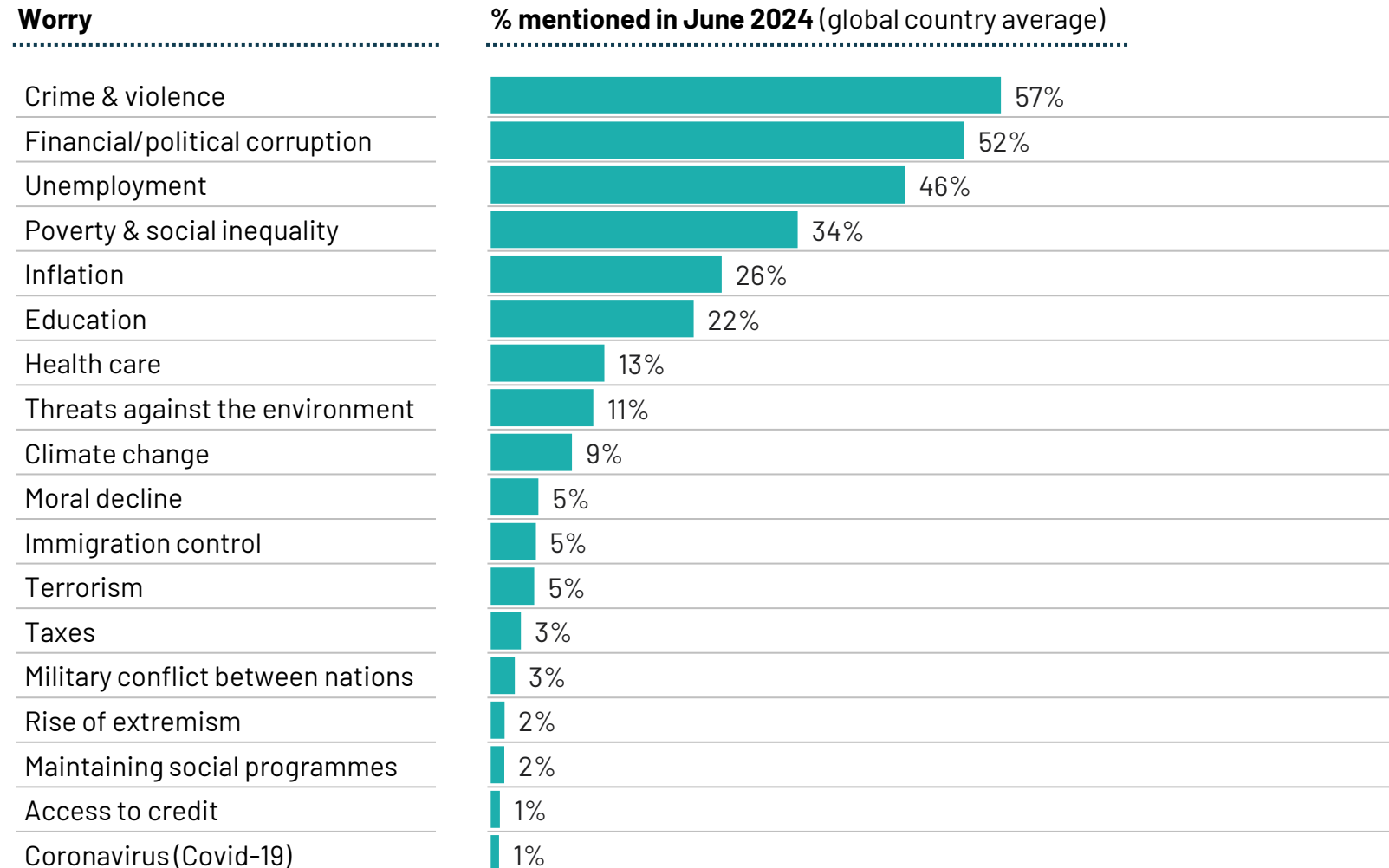
Peru's Worries

[Commentary]

Base: Representative sample of Peruvian adults aged 16-74. c.500 per month

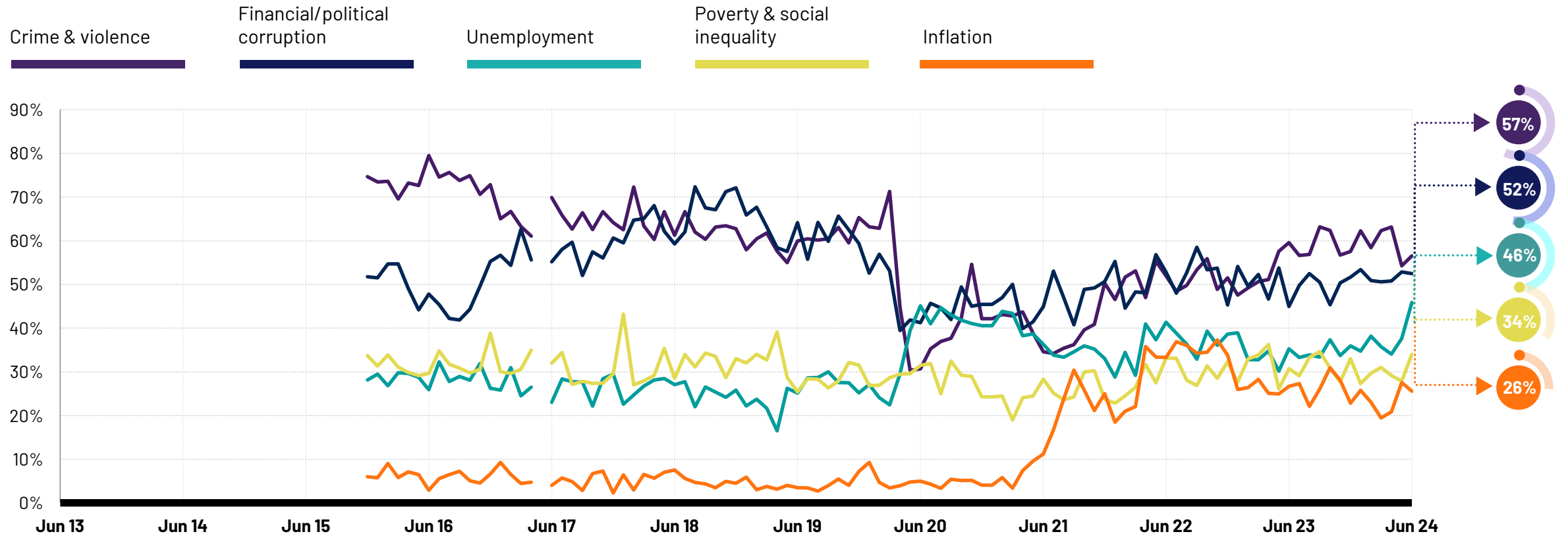
Source: Ipsos Global Advisor. Global score is a Global Country Average. See methodology for details. **Filter:** Country: Peru | Current Wave: Jun 24

Q: Which three of the following topics do you find the most worrying in your country?



Peru's current top five worries: long-term trend

Q: Which three of the following topics do you find the most worrying in your country?



Base: Representative sample of Peruvian adults aged 16-74. c.500 per month

Source: Ipsos Global Advisor. Global score is a Global Country Average. See methodology for details. Filter: Country: Peru | Current Wave: Jun 24

DIRECTION



Right vs. Wrong Direction Monitor

Global Perspective

Base: Representative sample of 25,520 adults aged 18-74 in 29 participating countries, May 24th 2024 - June 7th 2024.

Source: Ipsos Global Advisor. Global score is a Global Country Average. See methodology for details.

Just under four in ten (38%) across 29 countries think their country is headed in the right direction. This is unchanged from the previous month and 3pp less than the beginning of this year.

After their drastic drop in optimism last month, the Dutch are more positive in June with the proportion saying their country is headed in the right direction – up 6pp to just over a quarter (27%).

Meanwhile, in **Peru, optimism is now close to its all-time low**. The proportion of Peruvians saying the nation is headed in the right direction is down 7pp from May to 8% this month. For context, this is 12pp lower

than this time last year and one point off Peru's record low of 7% in April 2022.

Chile's right direction score is also rising. A third (32%) say their country is on the right track, this is an 8pp climb from last month.

In some countries the reverse is true with positivity rising. Malaysia, for instance, has increased by 14pp in their right direction score to over three-fifths (65%).

8%

of Peruvians say their country is headed in the right direction – the lowest score since April 2022.

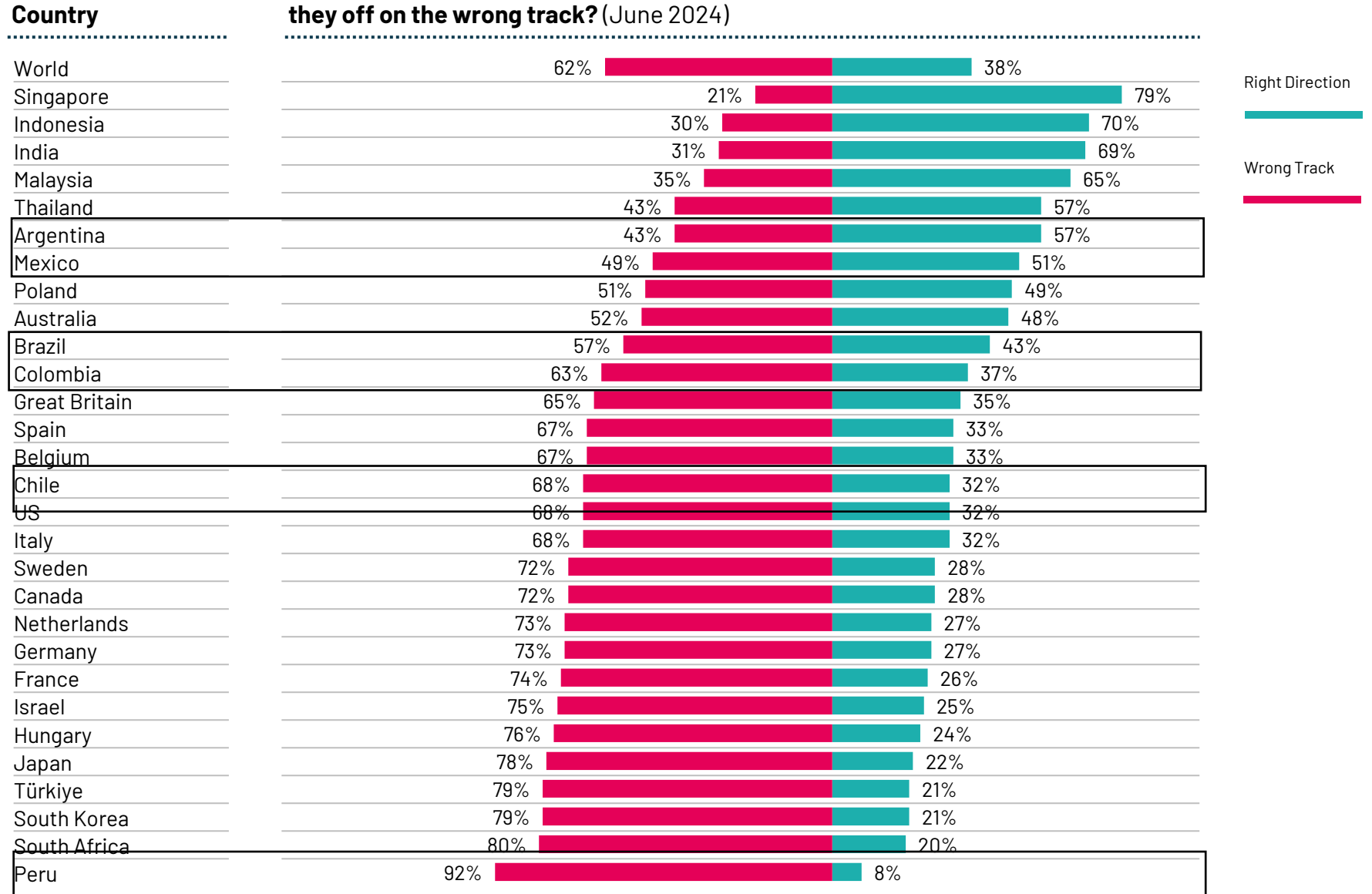
Right vs. Wrong Direction Monitor

Global Perspective

Base: Representative sample of 25,520 adults aged 16-74 in 29 participating countries, May 24th 2024 - June 7th 2024.

Source: Ipsos Global Advisor. Global score is a Global Country Average. See methodology for details. **Filter:** Country: World | Current Wave: Jun 24

Q: Would you say things in this country are heading in the right direction, or are they off on the wrong track? (June 2024)

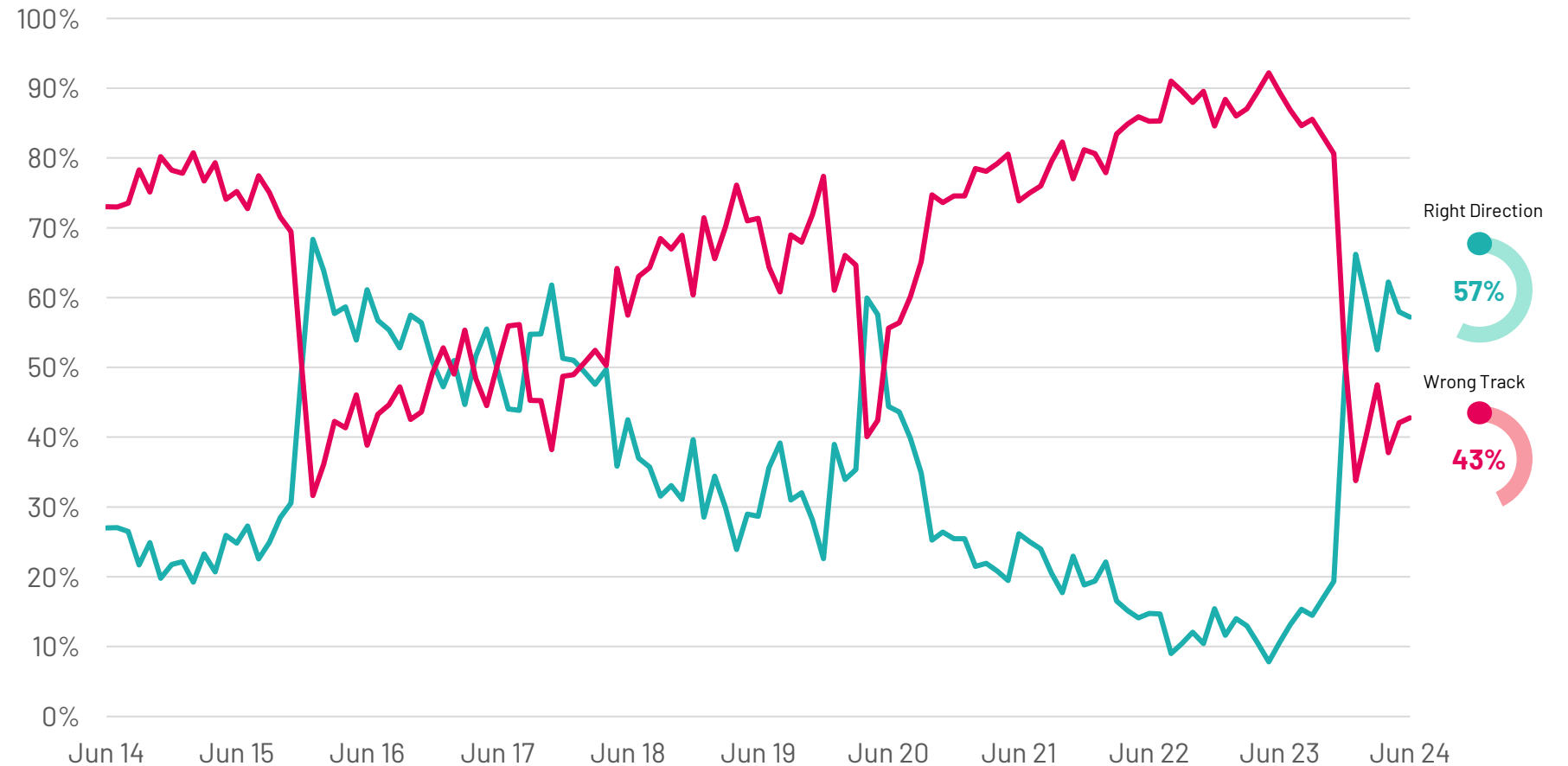


Argentina Right/Wrong Direction

Base: Representative sample of Argentinian adults aged 16-74. c.500 per month

Source: Ipsos Global Advisor. Global score is a Global Country Average. See methodology for details. **Filter:** Country: Argentina | Current Wave: Jun 24

Q: Would you say things in this country are heading in the right direction, or are they off on the wrong track?

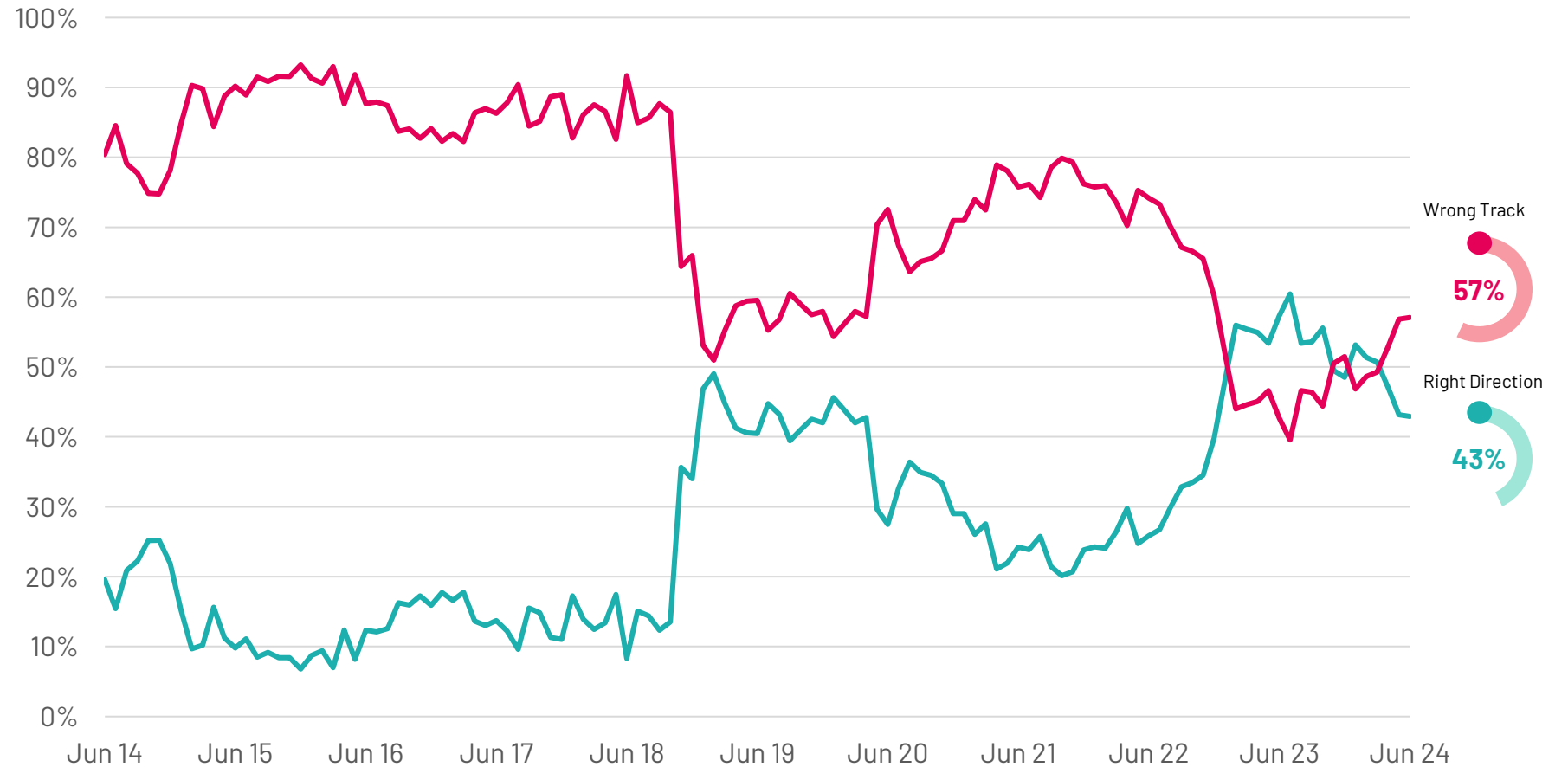


Brazil Right/Wrong Direction

Base: Representative sample of Brazilian adults aged 16-74. c.1000 per month

Source: Ipsos Global Advisor. Global score is a Global Country Average. See methodology for details. **Filter:** Country: Brazil | Current Wave: Jun 24

Q: Would you say things in this country are heading in the right direction, or are they off on the wrong track?

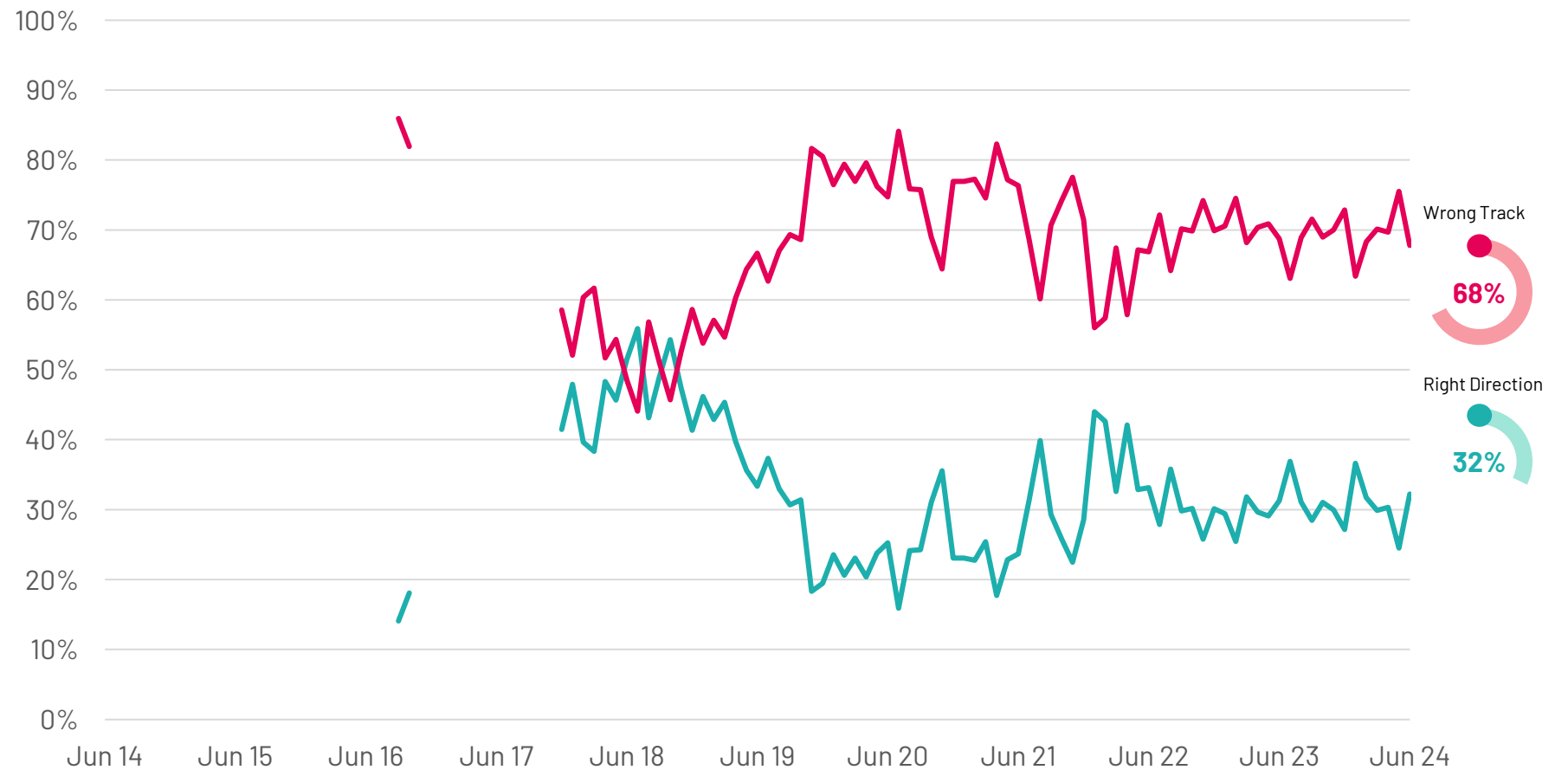


Chile Right/Wrong Direction

Base: Representative sample of Chilean adults aged 18-74. c.500 per month

Source: Ipsos Global Advisor. Global score is a Global Country Average. See methodology for details. **Filter:** Country: Chile | Current Wave: Jun 24

Q: Would you say things in this country are heading in the right direction, or are they off on the wrong track?

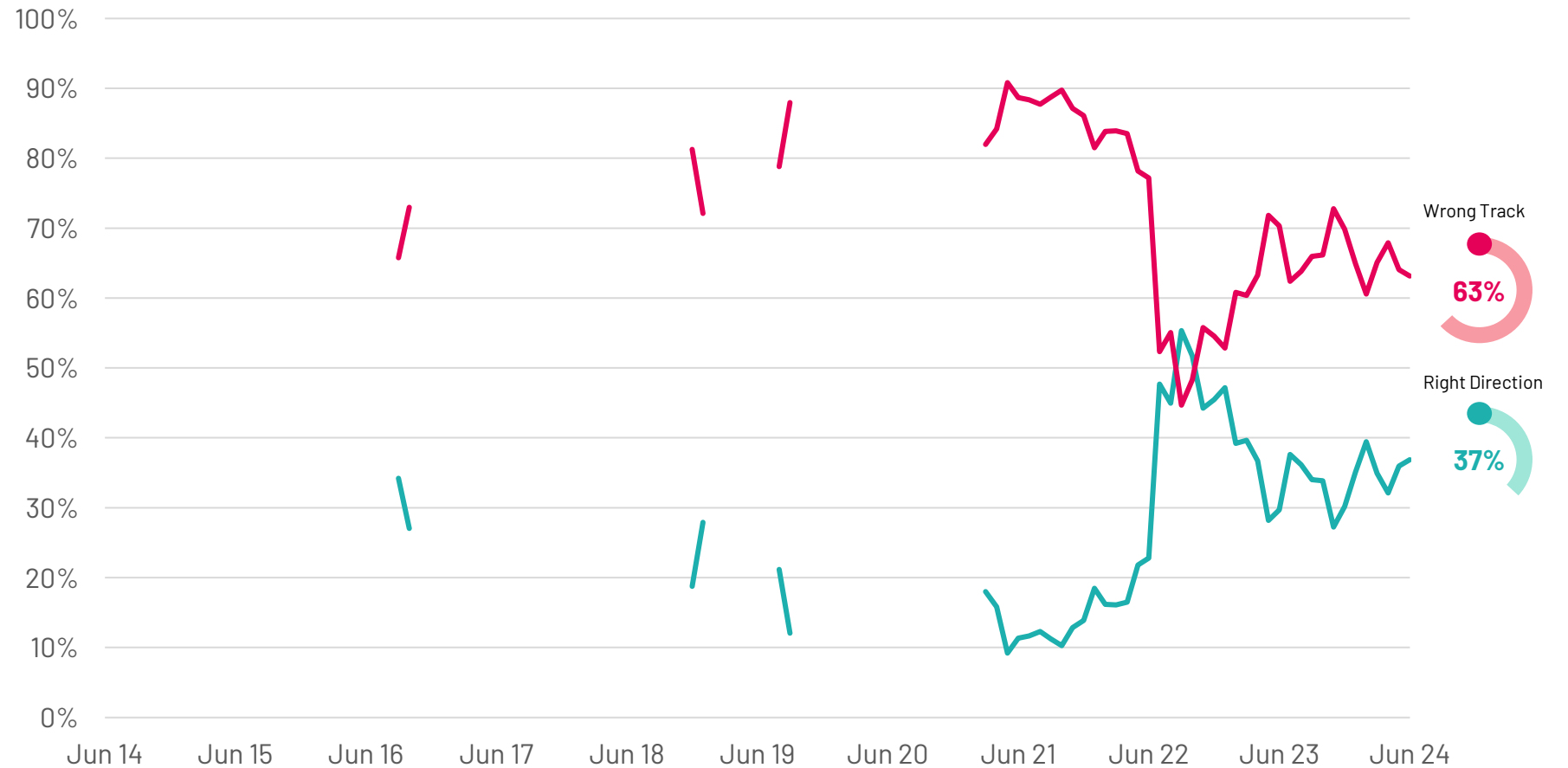


Colombia Right/Wrong Direction

Base: Representative sample of Colombian adults aged 16-74. c.1000 per month

Source: Ipsos Global Advisor. Global score is a Global Country Average. See methodology for details. **Filter:** Country: Colombia | Current Wave: Jun 24

Q: Would you say things in this country are heading in the right direction, or are they off on the wrong track?

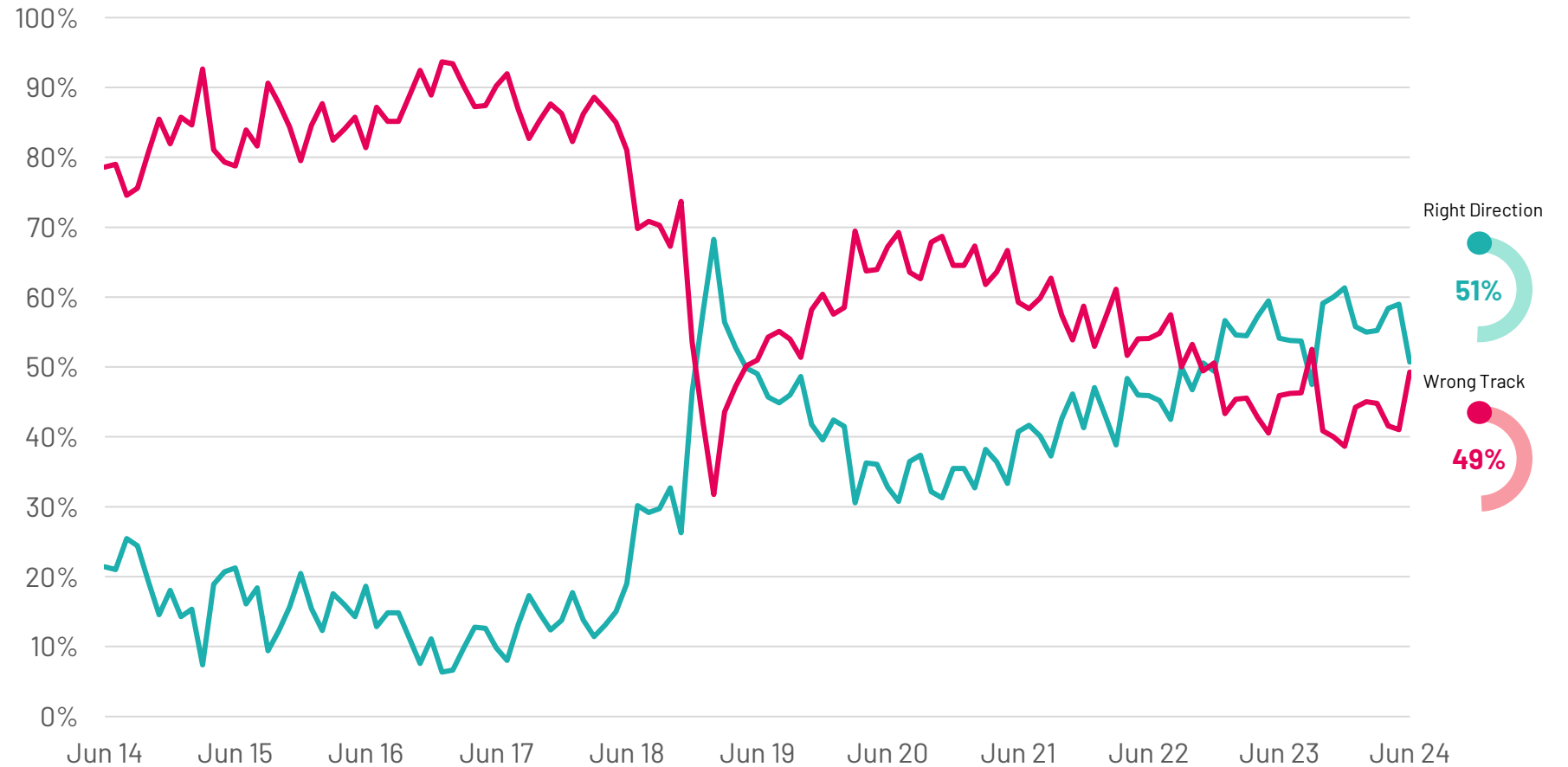


Mexico Right/Wrong Direction

Base: Representative sample of Mexican adults aged 18-74. c.500 per month

Source: Ipsos Global Advisor. Global score is a Global Country Average. See methodology for details. **Filter:** Country: Mexico | Current Wave: Jun 24

Q: Would you say things in this country are heading in the right direction, or are they off on the wrong track?

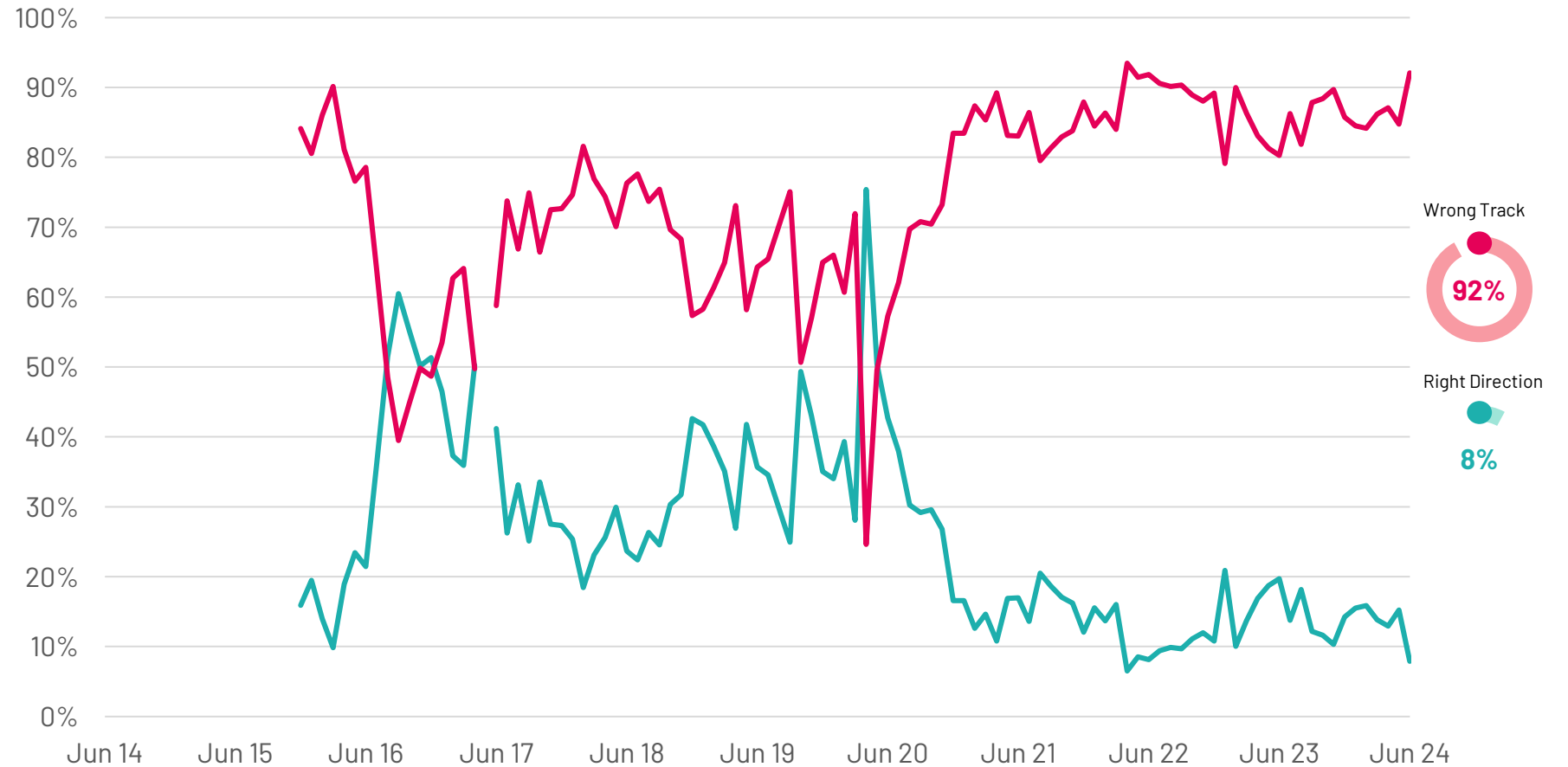


Peru Right/Wrong Direction

Base: Representative sample of Peruvian adults aged 18-74. c.500 per month

Source: Ipsos Global Advisor. Global score is a Global Country Average. See methodology for details. **Filter:** Country: Peru | Current Wave: Jun 24

Q: Would you say things in this country are heading in the right direction, or are they off on the wrong track?



ECONOMIC FOCUS

The State of the Economy in my Country

Running alongside our What Worries the World survey, Ipsos' monthly Global Consumer Confidence study asks the public in 29 countries questions relating to the economy and finance, on a country and personal level.

The following section draws on some of this data to provide extra context to this month's What Worries the World report. It shows how the public rate the current economic climate in their country.

You can explore the latest Consumer Confidence results in detail [here](#).

Please contact:
Emilios.Louca@ipsos.com for more information.

Current Economic Situation

Base: Representative sample of 24,686 adults aged 18-74 in 29 participating countries, April 15th 2024 - May 3rd 2024.

Source: Ipsos Global Advisor. Global score is a Global Country Average. See methodology for details.

On average across the 29 countries included in our What Worries the World survey, 38% say the current economic situation in their country is good, unchanged since April.

This month, positive economic sentiment is up most in Malaysia (+11pp to 58% saying their economy is in a "good" state), followed by the Netherlands and Great Britain (both +8pp to 65% and 39%, respectively.)

Meanwhile, Israel has seen a 13-point drop this month down to 31%, the country's lowest ever score.

After a 5pp decrease, Peru now has the second-lowest good economy score in our survey (12%), one point ahead of Japan at the bottom of the


table (11%). This is Peru's lowest score since August 2022 (10%).

The countries most worried about the economy:

- Japan (89% say it's in a "bad shape")
- Peru (88%)
- South Korea (87%)
- Argentina (85%)
- Türkiye (79%)

-13pp

Israel's good economy score is down 13 points from last month.



Current Economic Situation

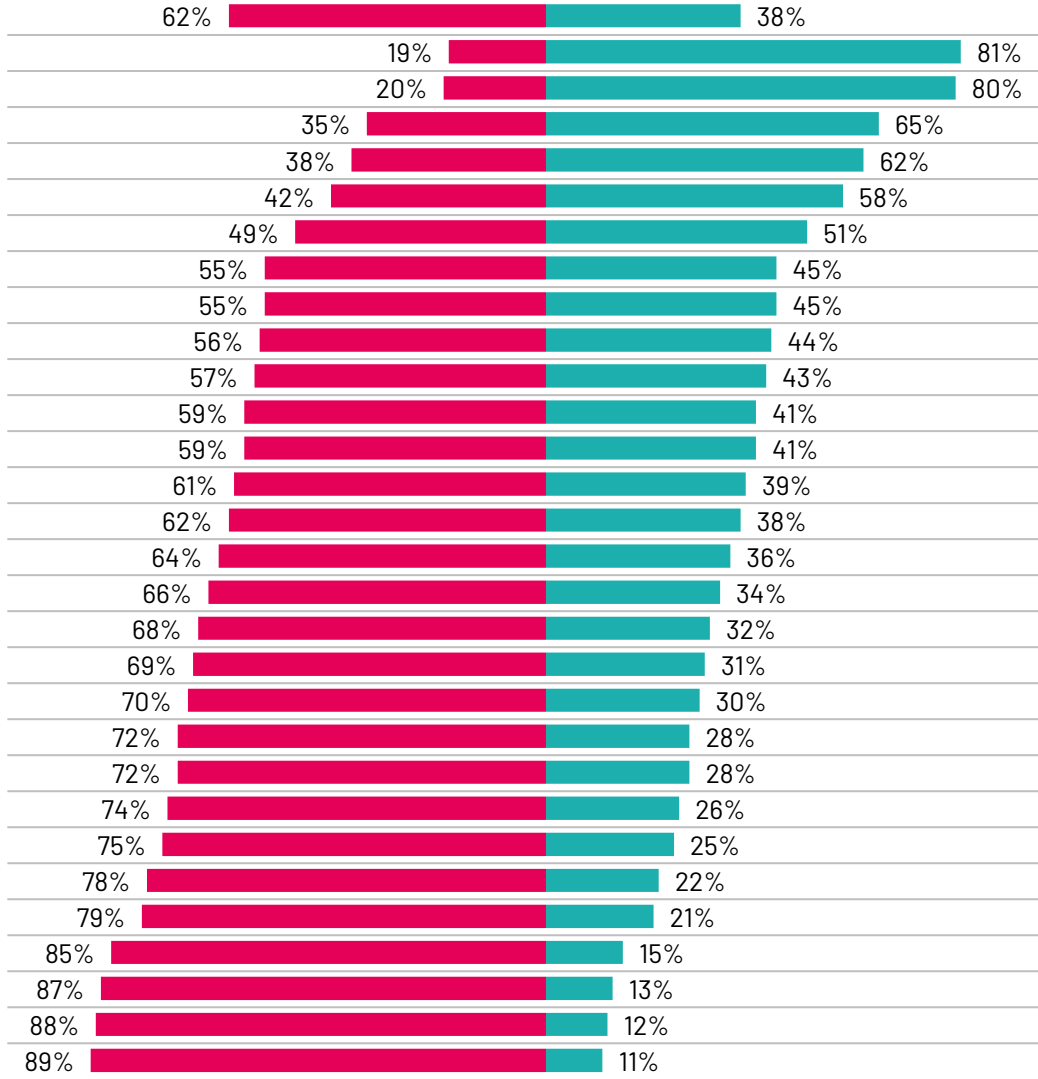
Base: Representative sample of 24,686 adults aged 16-74 in 29 participating countries, April 15th 2024 - May 3rd 2024.

Source: Ipsos Global Advisor. Global score is a Global Country Average. See methodology for details. **Filter:** Country: World | Current Wave: Jun 24

Country

World
Singapore
India
Netherlands
Indonesia
Malaysia
Mexico
Thailand
Germany
Australia
Poland
Sweden
Belgium
Great Britain
US
Brazil
Spain
Italy
Israel
Canada
Chile
France
Colombia
South Africa
Hungary
Türkiye
Argentina
South Korea
Peru
Japan

Q: How would you describe the current economic situation in your country?



Change from last month ('Good' score) and 12-month change ('Good' score)

=	+2
-2	+9
-4	+8
+8	+14
+3	-10
+11	+6
-7	+2
-1	+2
+7	=
-1	-1
+1	+19
+6	+8
+2	+4
+8	+10
+1	+8
+1	-8
-4	=
+5	-1
-13	-4
=	-9
+5	+5
-4	-1
+1	+6
+1	+12
-3	+1
-3	-11
-1	+9
-1	+1
-5	-10
-2	-4



Current Economic Situation

Argentina

% 'Very good' or 'Somewhat good'

Argentina's good economy score is down 1pp this month, putting an end to the three months of continual increases.

Base: Representative sample of 24,686 adults aged 18-74 in 29 participating countries, April 15th 2024 - May 3rd 2024.

Source: Ipsos Global Advisor. Global score is a Global Country Average. See methodology for details.

Q: How would you describe the current economic situation in your country?



Current Economic Situation

Mexico

% 'Very good' or 'Somewhat good'

After reaching new heights last month, Mexico's good economy score is down 7pp this month.

Base: Representative sample of 24,686 adults aged 18-74 in 29 participating countries, April 15th 2024 - May 3rd 2024.

Source: Ipsos Global Advisor. Global score is a Global Country Average. See methodology for details.

Q: How would you describe the current economic situation in your country?



Current Economic Situation

Peru

% 'Very good' or 'Somewhat good'

After a 5pp decrease, Peru now has the second-lowest good economy score in our survey and the country's lowest score since August 2022 (when it stood at 10%).

Base: Representative sample of 24,686 adults aged 18-74 in 29 participating countries, April 15th 2024 - May 3rd 2024.

Source: Ipsos Global Advisor. Global score is a Global Country Average. See methodology for details.

Q: How would you describe the current economic situation in your country?



Methodology

This 29-country Global Advisor survey was conducted between May 24th 2024 and June 7th 2024 via the Ipsos Online Panel system among 25,520 adults aged 18-74 in Canada, Israel, Malaysia, South Africa, Türkiye and the United States, 20-74 in Indonesia and Thailand, 21-74 in Singapore, and 16-74 in all other nations.

The "29 Country Average" reflects the average result for all the countries where the survey was conducted. It has not been adjusted to the population size of each country and is not intended to suggest a total result."

The sample consists of approximately 1000+ individuals in each of Australia, Belgium, Brazil, Canada, France, Germany, Great Britain, Italy, Japan, Spain, Sweden, and the US, and approximately 500+ individuals in each of Argentina, Chile, Colombia, Hungary, Indonesia, Israel, Malaysia, Mexico, the Netherlands, Peru, Poland, Singapore, South Africa, South Korea, Thailand and Türkiye.

The sample in India consists of approximately 2,200 individuals, of whom approximately 1,800 were interviewed face-to-face and 400 were interviewed online.

The samples in Argentina, Australia, Belgium, Canada, France, Germany, Great Britain, Hungary, Italy, Japan, the Netherlands, Poland, South Korea, Spain, Sweden, and the US can be taken as representative of these countries' general adult population under the age of 75.

The samples in Brazil, Chile, Colombia, India, Indonesia, Malaysia, Mexico, Peru, Singapore, South Africa, Thailand and Türkiye are more urban, more educated, and/or more affluent than the general population. The survey results for these markets should be viewed as reflecting the views of the more "connected" segment of these populations.

India's sample represents a large subset of its urban population – social economic


classes A, B and C in metros and tier 1-3 town classes across all four zones.

Weighting has been employed to balance demographics and ensure that the sample's composition reflects that of the adult population according to the most recent census data.

The precision of Ipsos online polls are calculated using a credibility interval with a poll of 1,000 accurate to +/- 3.5 percentage points and of 500 accurate to +/- 5.0 percentage points. For more information on the Ipsos use of credibility intervals, please visit the Ipsos website.

Where results do not sum to 100 or the 'difference' appears to be +/-1 more/less than the actual, this may be due to rounding, multiple responses, or the exclusion of don't knows or not stated responses

The publication of these findings abides by local rules and regulations.



THANK YOU

CONTACT:

Teodros.Gebrekal@ipsos.com

VISIT:

ipsos.com