

WHAT WORRIES THE WORLD?

INFORME DE ARGENTINA

Septiembre 2024

ARGENTINA RESUMEN: SEPTIEMBRE 2024

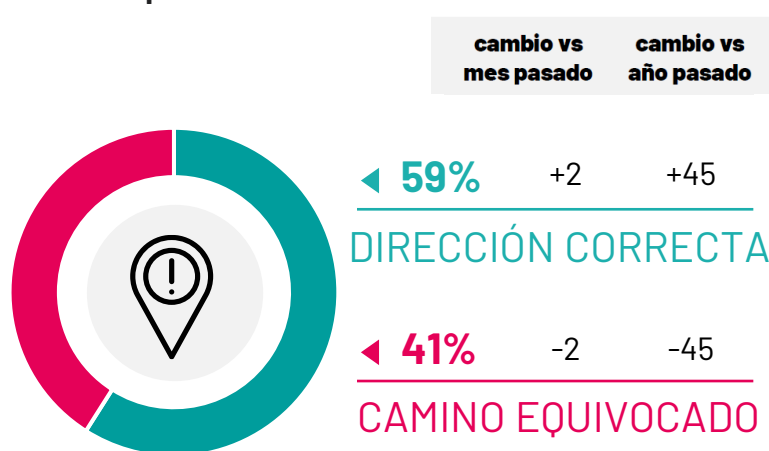
Las cinco principales preocupaciones

P: ¿Cuáles de los tres temas que más le preocupan en su país?

		cambio vs mes pasado	cambio vs año pasado
Desempleo	51%	=	+20
Inflación	48%	-4	-18
Pobreza y desigualdad social	41%	-2	=
Crimen y violencia	40%	+2	-13
Educación	28%	-2	+5

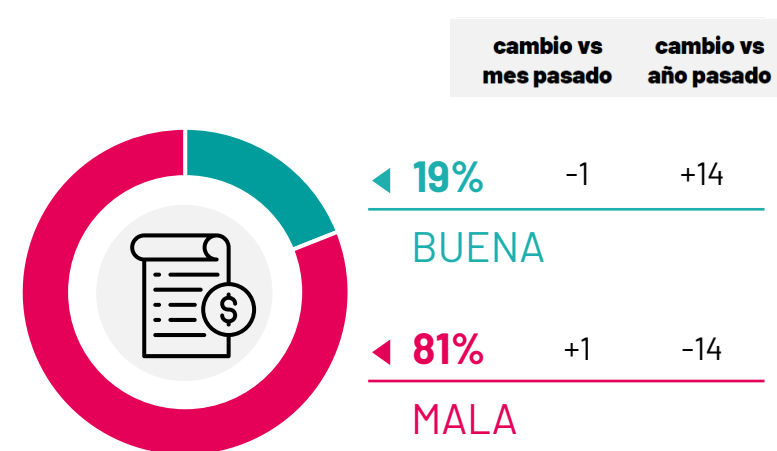
Estado del país

P: En términos generales, ¿diría que las cosas en este país van en la dirección correcta o van por el camino equivocado?



Estado de la economía

P: ¿Cómo describiría la situación económica actual de su país?



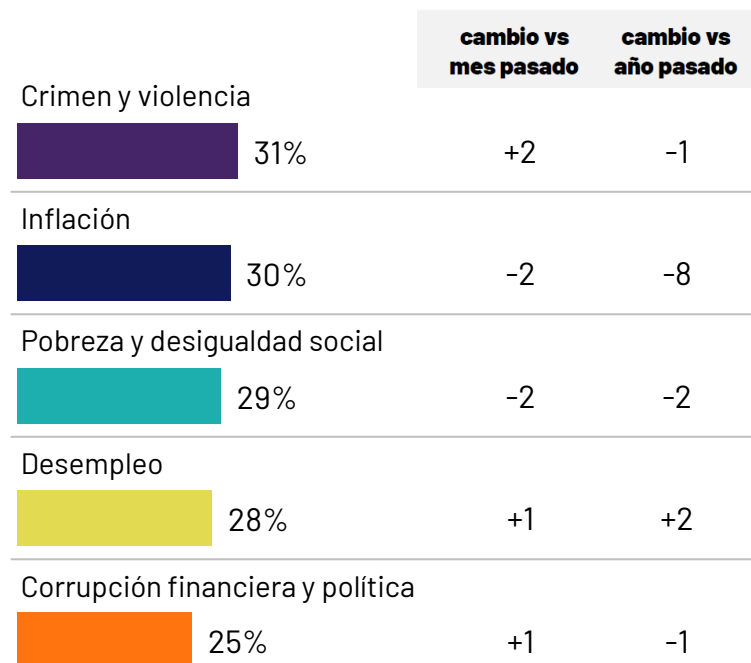
Base: Muestra representativa de adultos argentinos de 16 a 74 años. c.500 por mes

Fuente: Asesor Global de Ipsos. La puntuación global es un promedio global por país. Consulte la metodología para obtener más detalles. Filtro: País: Argentina | Ola actual: Sep 24

RESUMEN DEL MUNDO: SEPTIEMBRE 2024

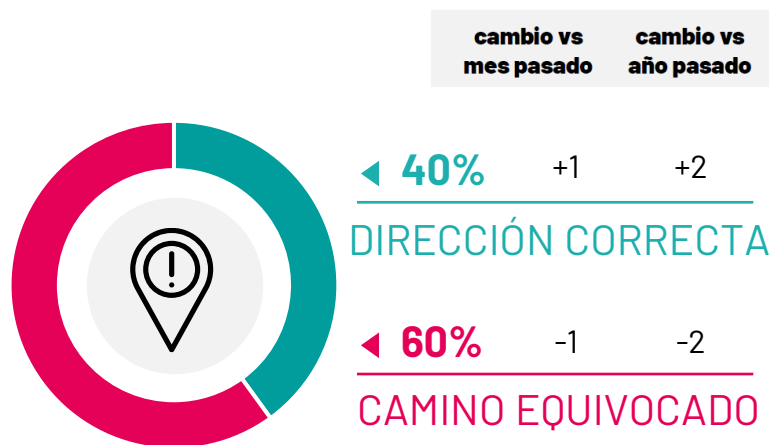
Las cinco principales preocupaciones

P: ¿Cuáles de los tres temas que más le preocupan en su país?



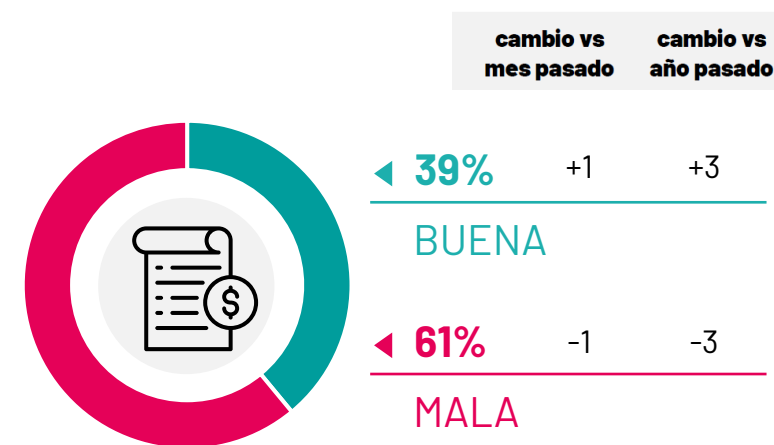
Estado del país

P: En términos generales, ¿diría que las cosas en este país van en la dirección correcta o van por el camino equivocado?



Estado de la economía

P: ¿Cómo describiría la situación económica actual de su país?



Base: Muestra representativa de 24.720 adultos de 16 a 74 años en 29 países participantes, del 23 de agosto de 2024 al 6 de septiembre de 2024.

Fuente: Asesor Global de Ipsos. La puntuación global es un promedio global por país. Consulte la metodología para obtener más detalles. Filtro: País: Mundo | Ola actual: Sep 24

DIRECCIÓN DEL MUNDO

- Comparaciones entre países
- Tendencias a lo largo del tiempo: Argentina
- Tendencias a lo largo del tiempo: Mundo

Monitor de Dirección Correcta/Camino Equivocado

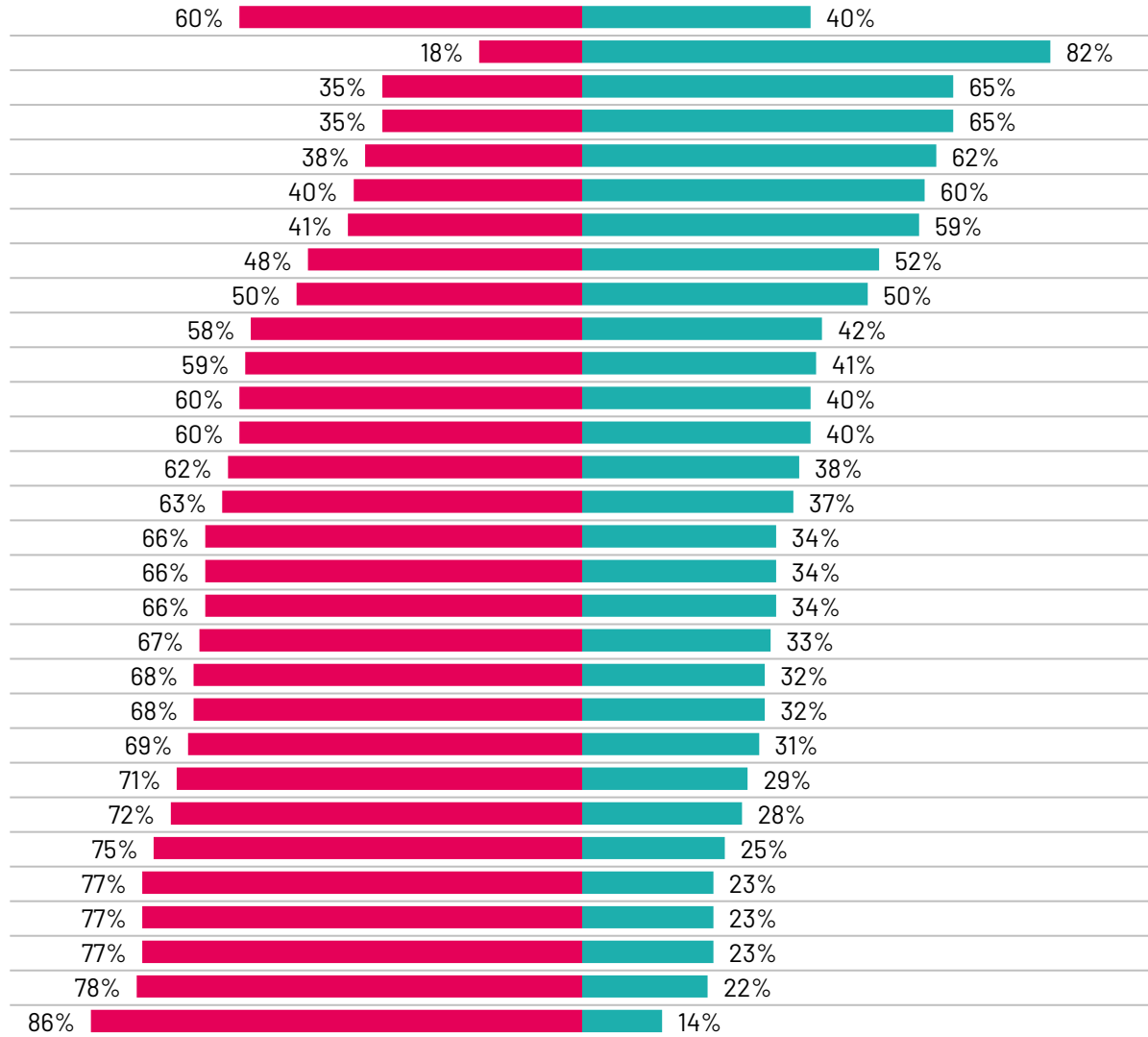
Base: Representative sample of 24,720 adults aged 16-74 in 29 participating countries, August 23rd 2024 - September 6th 2024.

Source: Ipsos Global Advisor. Global score is a Global Country Average. See methodology for details. **Filter:** Country: World | Current Wave: Sep 24

País

Mundo
Singapur
Indonesia
India
Malasia
México
Argentina
Tailandia
Australia
Polonia
Brasil
Gran Bretaña
Sudáfrica
Alemania
EE.UU
Suecia
España
Canadá
Países Bajos
Chile
Colombia
Italia
Bélgica
Japón
Israel
Turquía
Corea del Sur
Hungría
Francia
Perú

P: ¿Diría que las cosas en este país van en la dirección correcta o van por el camino equivocado? (Septiembre 2024)



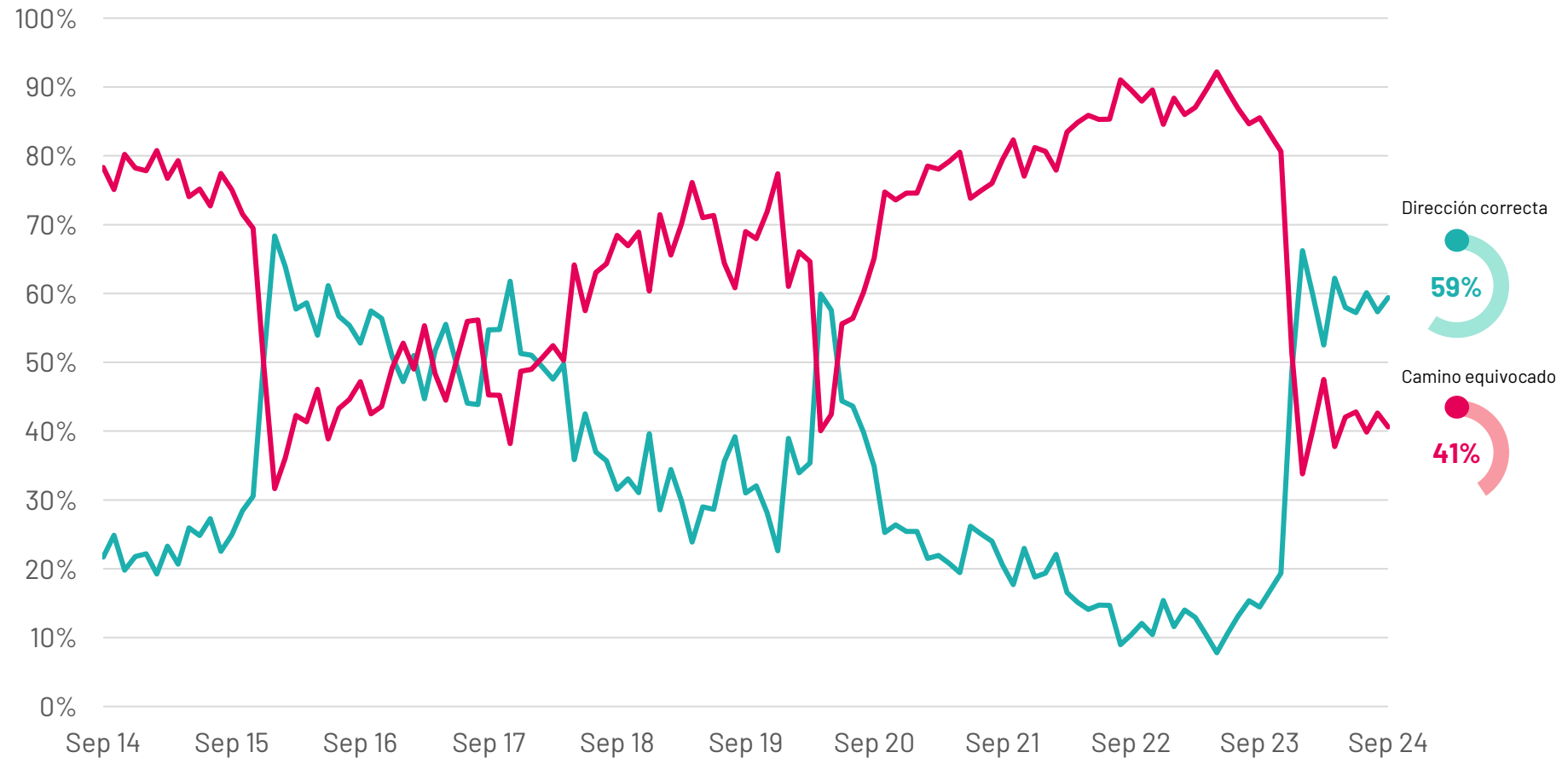
Dirección correcta
 Camino equivocado

Argentina Dirección Correcta/ Camino Equivocado

Base: Representative sample of Argentinian adults aged 16-74. c.500 per month

Source: Ipsos Global Advisor. Global score is a Global Country Average. See methodology for details. **Filter:** Country: Argentina | Current Wave: Sep 24

P: ¿Diría que las cosas en este país van en la dirección correcta o van por el camino equivocado?



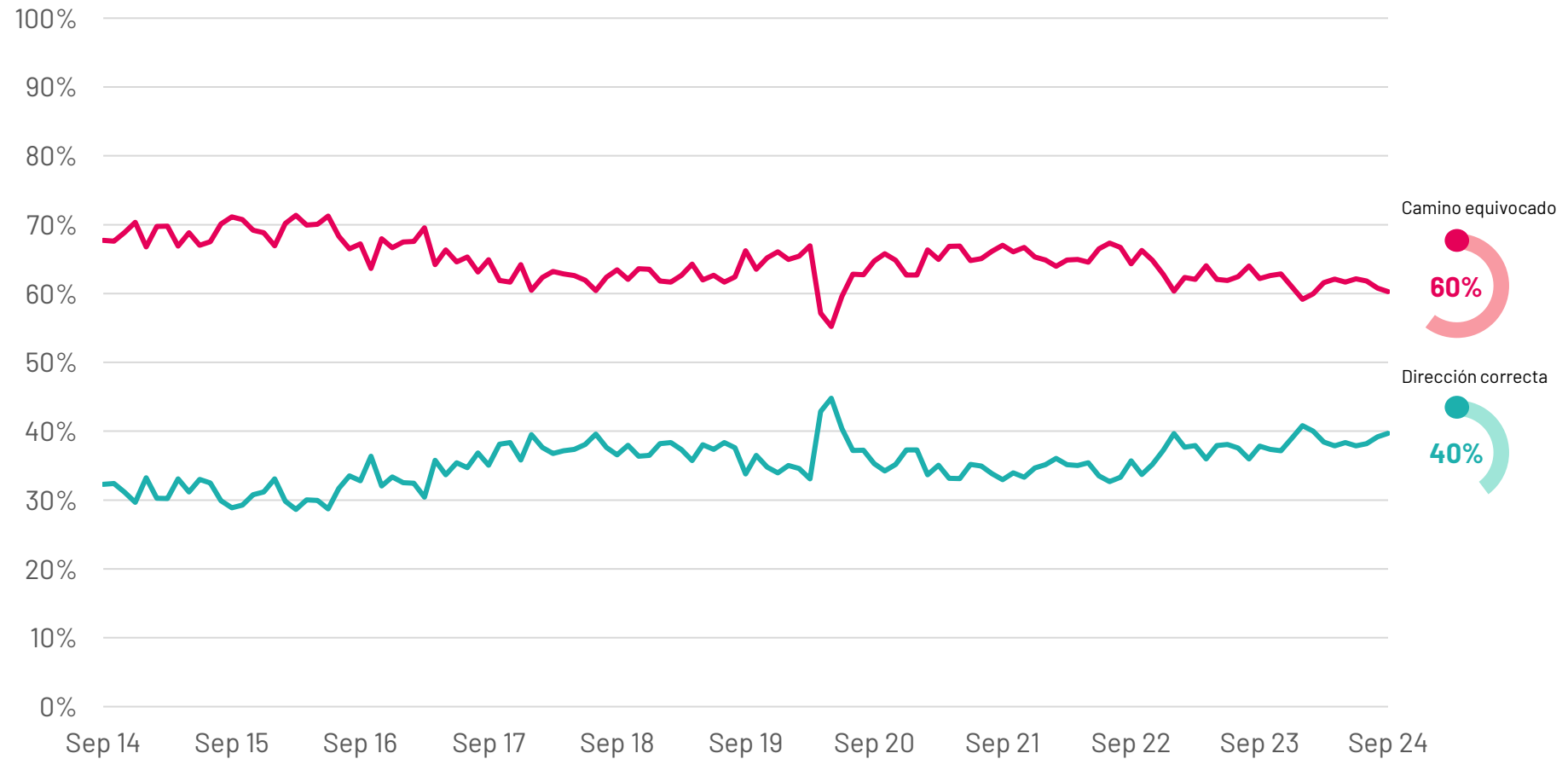
Global Dirección Correcta/ Camino Equivocado

Puntuación media mundial de los países

Base: Representative sample of 24,720 adults aged 16-74 in 29 participating countries, August 23rd 2024 - September 6th 2024.

Source: Ipsos Global Advisor. Global score is a Global Country Average. See methodology for details. **Filter:** Country: World | Current Wave: Sep 24

P: ¿Diría que las cosas en este país van en la dirección correcta o van por el camino equivocado?



LAS PREOCUPACIONES DE ARGENTINA

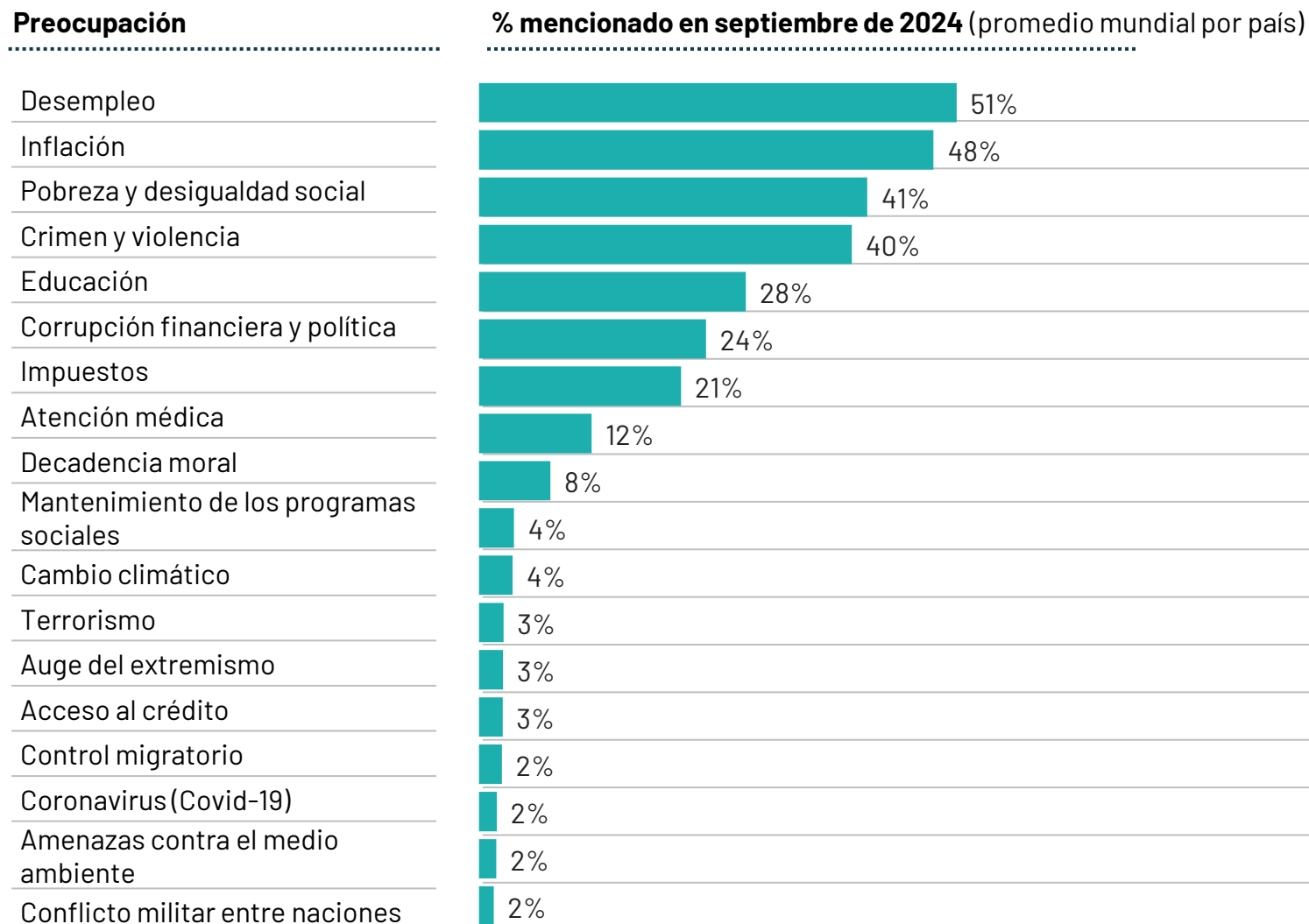
- Las principales preocupaciones de Argentina
- Las principales preocupaciones del mundo
- Tendencias a lo largo del tiempo de las preocupaciones: Argentina y el mundo

Preocupaciones de Argentina

Base: Representative sample of Argentinian adults aged 16-74. c.500 per month

Source: Ipsos Global Advisor. Global score is a Global Country Average. See methodology for details. **Filter:** Country: Argentina | Current Wave: Sep 24

P: ¿Cuáles de los tres temas que más le preocupan en su país?

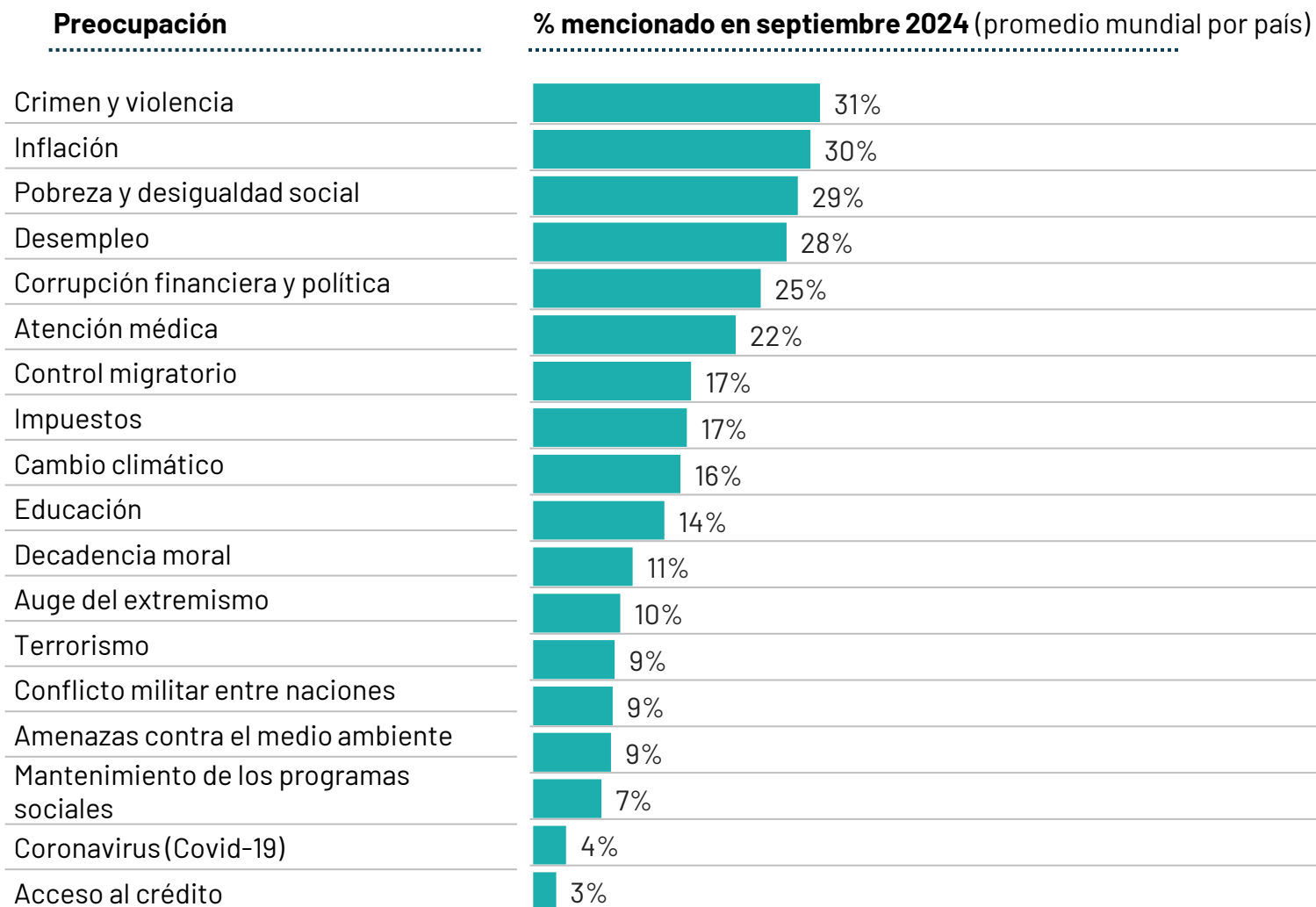


Preocupaciones Globales

Base: Representative sample of 24,720 adults aged 16-74 in 29 participating countries, August 23rd 2024 - September 6th 2024.

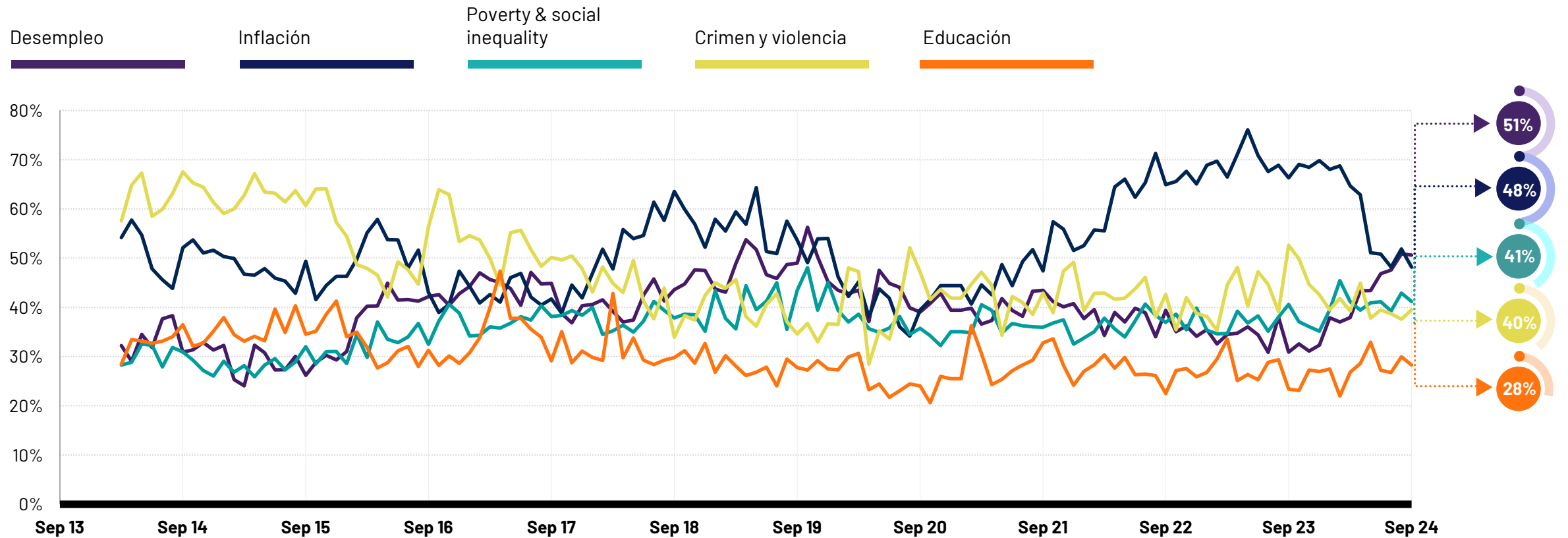
Source: Ipsos Global Advisor. Global score is a Global Country Average. See methodology for details. **Filter:** Country: World | Current Wave: Sep 24

P: ¿Cuáles de los tres temas que más le preocupan en su país?



Las cinco principales preocupaciones de Argentina: tendencia a largo plazo

P: ¿Cuáles de los tres temas que más le preocupan en su país?

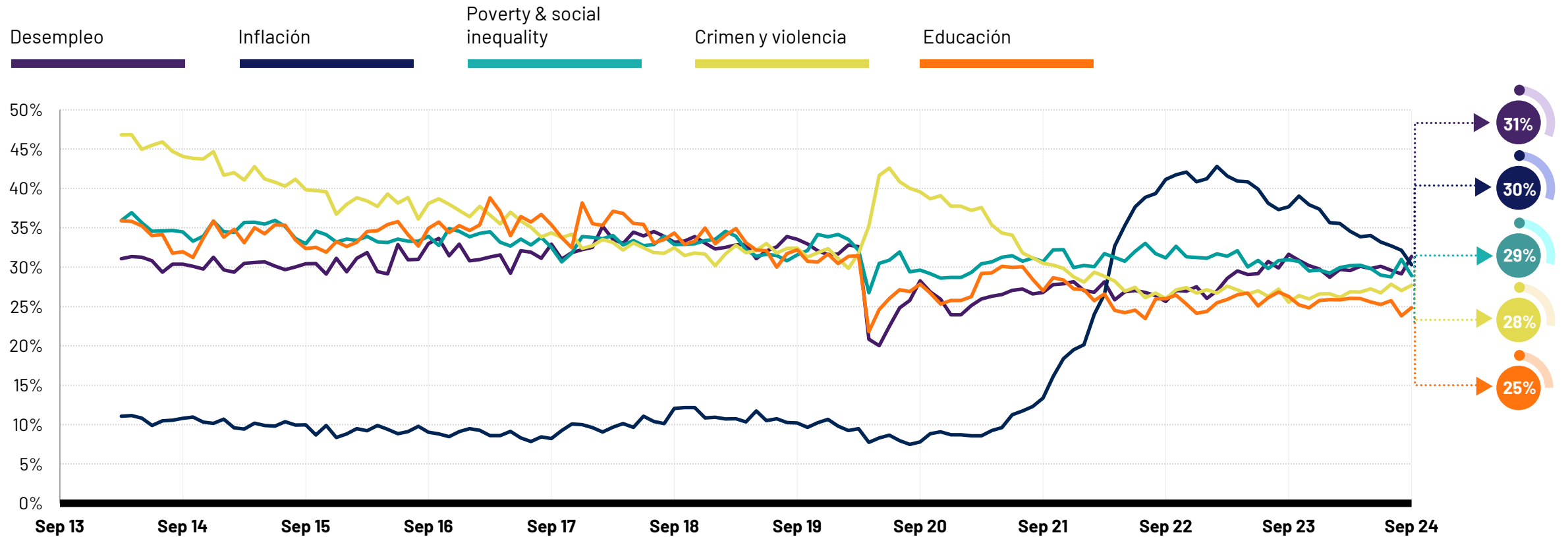


Base: Representative sample of Argentinian adults aged 16-74. c.500 per month

Source: Ipsos Global Advisor. Global score is a Global Country Average. See methodology for details. Filter: Country: Argentina | Current Wave: Sep 24

Las cinco principales preocupaciones actuales del mundo: tendencia a largo plazo

P: ¿Cuáles de los tres temas que más le preocupan en su país? Promedio mundial por país



Base: Representative sample of 24,720 adults aged 16-74 in 29 participating countries, August 23rd 2024 - September 6th 2024.

Source: Ipsos Global Advisor. Global score is a Global Country Average. See methodology for details. Filter: Country: World | Current Wave: Sep 24

COMPARACIÓN DE PAÍSES DE WORLD WORRIES

- Comparación de los 18 países

1. Crimen y violencia

Base: Representative sample of 24,720 adults aged 16-74 in 29 participating countries, August 23rd 2024 - September 6th 2024.

Source: Ipsos Global Advisor. Global score is a Global Country Average. See methodology for details. **Filter:** Country: World | Current Wave: Sep 24

País	Cambio desde el mes pasado	Cambio en 12 meses	
Global	31%	+2	-1
Chile	65%	+4	+5
Sweden	65%	+7	+8
Mexico	54%	+7	-4
South Africa	54%	+1	-3
Peru	52%	+4	-11
Brazil	40%	-2	-1
Malaysia	40%	+9	+20
Argentina	40%	+2	-13
Colombia	37%	-2	-5
Germany	37%	+6	+13
France	35%	+3	+1
Great Britain	34%	+5	+16
Australia	33%	+5	+4
Israel	29%	+5	-19
US	28%	-1	-9
Belgium	27%	=	+1
Thailand	26%	+2	+4
Italy	25%	+1	=
South Korea	21%	+4	-21
Netherlands	21%	+2	+1
India	21%	+1	-7
Türkiye	20%	-3	+1
Spain	19%	-4	+2
Singapore	19%	+11	+11
Canada	19%	+3	+3
Indonesia	17%	-4	-5
Japan	12%	-1	-6
Poland	11%	+1	+4
Hungary	7%	-3	=

2. Inflación

Base: Representative sample of 24,720 adults aged 16-74 in 29 participating countries, August 23rd 2024 - September 6th 2024.

Source: Ipsos Global Advisor. Global score is a Global Country Average. See methodology for details. **Filter:** Country: World | Current Wave: Sep 24

País

País	Cambio desde el mes pasado	Cambio en 12 meses
Global	30%	-2
Türkiye	52%	+2
Argentina	48%	-4
Australia	48%	-2
US	48%	+2
Singapore	47%	-20
Canada	43%	-7
Poland	34%	-9
France	33%	-7
Malaysia	32%	+1
South Korea	31%	-2
Hungary	30%	-8
India	30%	-1
Great Britain	30%	+3
Japan	29%	+4
Spain	28%	+2
Mexico	28%	+3
Italy	26%	+2
Colombia	26%	+3
Thailand	25%	-4
Chile	25%	-6
Belgium	24%	+3
Germany	23%	-9
Peru	23%	+12
Brazil	22%	-1
Israel	21%	+5
South Africa	19%	-5
Indonesia	18%	-2
Netherlands	17%	-4
Sweden	17%	-4

3. Pobreza y desigualdad social

Base: Representative sample of 24,720 adults aged 16-74 in 29 participating countries, August 23rd 2024 - September 6th 2024.

Source: Ipsos Global Advisor. Global score is a Global Country Average. See methodology for details. **Filter:** Country: World | Current Wave: Sep 24

País	Cambio desde el mes pasado	Cambio en 12 meses	
Global	29%	-2	-2
Thailand	47%	=	+4
Indonesia	44%	-1	=
Argentina	41%	-2	=
Türkiye	39%	+8	+5
Hungary	39%	+2	-1
Brazil	38%	=	-5
Netherlands	36%	+4	-6
Japan	34%	+2	-1
South Africa	33%	-3	-1
Mexico	32%	+6	=
Peru	32%	-19	-3
Colombia	31%	-10	-3
Australia	29%	+2	+3
France	28%	-1	+3
Great Britain	27%	-5	-1
Italy	27%	=	-2
Canada	26%	=	=
Germany	26%	-7	-11
Malaysia	25%	-6	-11
Chile	25%	+3	-6
South Korea	24%	-2	-2
Poland	23%	=	+6
Belgium	23%	-1	-3
Spain	23%	-6	-4
India	20%	+1	+2
US	19%	-3	-1
Israel	17%	-4	-11
Sweden	17%	-6	-6
Singapore	13%	-17	-7

4. Desempleo

Base: Representative sample of 24,720 adults aged 16-74 in 29 participating countries, August 23rd 2024 - September 6th 2024.

Source: Ipsos Global Advisor. Global score is a Global Country Average. See methodology for details. **Filter:** Country: World | Current Wave: Sep 24

País	Bar Chart	Cambio desde el mes pasado		Cambio en 12 meses	
		Current	Change	Current	Change
Global	28%	28%	+1	+2	
South Africa	66%	66%	+1	+2	
Argentina	51%	51%	=	+20	
Colombia	49%	49%	+6	+11	
Indonesia	49%	49%	+4	+11	
South Korea	41%	41%	+4	+9	
Peru	37%	37%	-2	+4	
Chile	36%	36%	+4	+6	
Spain	36%	36%	+2	-2	
Mexico	35%	35%	-11	+2	
Italy	33%	33%	+1	-5	
Thailand	31%	31%	+1	+4	
Singapore	30%	30%	-8	-4	
India	30%	30%	-3	-9	
Malaysia	29%	29%	=	-5	
Canada	25%	25%	+8	+10	
Türkiye	24%	24%	+3	-1	
Brazil	24%	24%	+3	-2	
Australia	21%	21%	-1	-3	
Hungary	20%	20%	+8	+4	
Belgium	19%	19%	+3	+3	
Sweden	19%	19%	+2	+7	
Poland	18%	18%	-1	+9	
US	16%	16%	+2	=	
Japan	14%	14%	-2	-6	
Great Britain	12%	12%	-4	-1	
France	12%	12%	=	+3	
Germany	11%	11%	+1	+1	
Israel	9%	9%	-2	-3	
Netherlands	5%	5%	-3	=	

5. Corrupción financiera/política

Base: Representative sample of 24,720 adults aged 16-74 in 29 participating countries, August 23rd 2024 - September 6th 2024.

Source: Ipsos Global Advisor. Global score is a Global Country Average. See methodology for details. **Filter:** Country: World | Current Wave: Sep 24

País	Cambio desde el mes pasado	Cambio en 12 meses	
Global	25%	+1	-1
Indonesia	63%	+5	+9
Peru	51%	+10	=
Thailand	44%	+4	-1
South Africa	44%	=	-7
Malaysia	42%	-2	-8
South Korea	36%	-2	+2
Hungary	35%	-8	-11
Colombia	34%	+3	-2
Chile	28%	+1	-8
Poland	28%	+5	-2
Spain	27%	+2	+7
Japan	27%	+2	+13
Israel	27%	+4	-4
Brazil	26%	-2	-3
Mexico	25%	+3	-6
Argentina	24%	+6	-3
India	22%	+1	-4
Türkiye	19%	=	+6
US	17%	-3	-6
Singapore	13%	+6	-4
Belgium	13%	+2	-6
Italy	12%	-1	+2
Australia	12%	-3	+2
Canada	10%	+2	-2
Great Britain	10%	=	-6
France	9%	+2	+2
Sweden	8%	-3	+3
Netherlands	7%	-1	-4
Germany	7%	-2	-3

6. Cuidado de la salud

Base: Representative sample of 24,720 adults aged 16-74 in 29 participating countries, August 23rd 2024 - September 6th 2024.

Source: Ipsos Global Advisor. Global score is a Global Country Average. See methodology for details. **Filter:** Country: World | Current Wave: Sep 24

País	Cambio desde el mes pasado	Cambio en 12 meses
Global	22%	= +1
Hungary	68%	+8 +19
Canada	44%	+3 +4
Brazil	36%	-2 +1
Great Britain	35%	-9 -9
Italy	35%	+2 +15
Spain	32%	+2 -2
Australia	29%	-4 -6
Poland	29%	-4 -12
Netherlands	27%	-5 -4
South Korea	27%	+15 +23
US	26%	+5 +3
Sweden	25%	-5 +9
Singapore	24%	+4 -4
Belgium	23%	+4 +5
France	22%	-5 =
Colombia	20%	-2 +1
Germany	17%	= =
Peru	17%	+8 +4
Mexico	16%	+1 -1
South Africa	15%	-1 +3
Chile	13%	+3 -2
India	13%	-2 +4
Argentina	12%	+1 +3
Japan	10%	-1 +2
Malaysia	9%	= +1
Indonesia	7%	= -1
Thailand	7%	-1 -3
Israel	3%	-3 -5
Türkiye	1%	-6 -3

7. Control migratorio

Base: Representative sample of 24,720 adults aged 16-74 in 29 participating countries, August 23rd 2024 - September 6th 2024.

Source: Ipsos Global Advisor. Global score is a Global Country Average. See methodology for details. **Filter:** Country: World | Current Wave: Sep 24

País	Cambio desde el mes pasado	Cambio en 12 meses
Global	17%	= +4
Türkiye	41%	= -4
Chile	39%	-8 +15
Great Britain	39%	+9 +10
Netherlands	35%	+8 +6
Germany	33%	-1 =
Spain	30%	+10 +19
US	27%	-2 +8
Belgium	24%	= -1
Canada	24%	-2 +12
France	21%	-2 -2
Poland	21%	+1 +8
Sweden	19%	+1 +7
Australia	18%	+2 +11
Italy	17%	+1 -2
South Africa	14%	-1 +3
Japan	14%	+1 +5
Singapore	13%	= +2
Malaysia	12%	= +5
Hungary	10%	+2 +4
Colombia	9%	-2 +3
Peru	9%	-1 -5
India	8%	-1 +4
Thailand	7%	+3 +3
Mexico	6%	= +3
Israel	6%	+1 +3
Argentina	2%	= =
Indonesia	2%	+1 +1
Brazil	1%	= =
South Korea	1%	-1 =

8. Impuestos

Base: Representative sample of 24,720 adults aged 16-74 in 29 participating countries, August 23rd 2024 - September 6th 2024.

Source: Ipsos Global Advisor. Global score is a Global Country Average. See methodology for details. **Filter:** Country: World | Current Wave: Sep 24

País		Cambio desde el mes pasado	Cambio en 12 meses
Global	17%	=	=
Belgium	36%	+3	-2
Japan	29%	+1	-4
Italy	29%	+3	+3
Canada	26%	-2	+1
Singapore	24%	+8	+2
Israel	23%	+3	+5
Argentina	21%	-2	+3
Brazil	21%	-3	=
Poland	20%	-1	-1
Türkiye	20%	+4	=
India	18%	+2	-1
US	17%	+4	+4
Spain	17%	-5	-8
Colombia	17%	+3	-1
France	16%	+2	=
Malaysia	15%	-2	+5
Netherlands	15%	+1	-2
Australia	14%	-2	-3
Great Britain	13%	-4	+1
South Korea	13%	-2	+1
Mexico	12%	-12	=
Indonesia	11%	-3	+6
South Africa	9%	+2	+1
Peru	9%	+3	+6
Thailand	9%	-3	-7
Hungary	9%	+4	+2
Germany	8%	-3	-6
Chile	8%	-2	+1
Sweden	8%	=	-3

9. Cambio climático

Base: Representative sample of 24,720 adults aged 16-74 in 29 participating countries, August 23rd 2024 - September 6th 2024.

Source: Ipsos Global Advisor. Global score is a Global Country Average. See methodology for details. **Filter:** Country: World | Current Wave: Sep 24

País	Cambio desde el mes pasado	Cambio en 12 meses	
Global	16%	-1	-3
Japan	33%	=	+1
Netherlands	27%	-2	-2
Canada	23%	-2	-8
Australia	22%	+1	-7
US	22%	=	-1
Germany	21%	=	-6
South Korea	21%	+1	+1
Italy	21%	-2	-7
Belgium	21%	+3	+1
Poland	20%	+2	+3
Singapore	20%	-4	-11
Thailand	20%	+1	+8
Great Britain	19%	-1	-8
France	18%	-5	-6
Spain	18%	-1	-8
Indonesia	17%	=	-10
Sweden	17%	-2	-1
Mexico	17%	+1	=
Brazil	15%	+1	+5
India	13%	-1	+3
Malaysia	10%	-2	+1
Colombia	9%	-2	-2
South Africa	9%	-2	=
Chile	8%	+1	-5
Türkiye	8%	=	-4
Hungary	7%	-2	-4
Peru	6%	-1	-4
Argentina	4%	+1	+1
Israel	2%	=	-3

10. Educación

Base: Representative sample of 24,720 adults aged 16-74 in 29 participating countries, August 23rd 2024 - September 6th 2024.

Source: Ipsos Global Advisor. Global score is a Global Country Average. See methodology for details. **Filter:** Country: World | Current Wave: Sep 24

País	Cambio desde el mes pasado	Cambio en 12 meses
Global	14%	= -1
Argentina	28%	-2 +5
Hungary	27%	= -7
Brazil	24%	-3 -2
India	23%	+5 -5
Peru	21%	-5 -1
Mexico	21%	+6 -5
Israel	19%	+1 -6
Colombia	19%	+4 +3
Türkiye	18%	-4 =
Belgium	16%	-1 +1
Indonesia	16%	= +7
France	16%	+5 =
South Africa	15%	+4 +3
Chile	15%	+1 -5
Germany	14%	+4 +2
Netherlands	13%	+3 =
Canada	13%	+3 +1
Spain	12%	-2 -2
Malaysia	12%	-2 =
Italy	11%	+2 +2
Australia	10%	+1 +1
Poland	9%	+2 +1
Thailand	7%	-2 -2
US	7%	-1 -2
Japan	6%	= -1
Sweden	6%	-3 =
South Korea	6%	+1 =
Great Britain	6%	-1 -2
Singapore	6%	-10 -1

11. Decadencia moral

Base: Representative sample of 24,720 adults aged 16-74 in 29 participating countries, August 23rd 2024 - September 6th 2024.

Source: Ipsos Global Advisor. Global score is a Global Country Average. See methodology for details. **Filter:** Country: World | Current Wave: Sep 24

País	Bar Chart	Cambio desde el mes pasado		Cambio en 12 meses	
		Global	País	Global	País
Global	11%	+1	=	+1	=
Netherlands	21%	+6	+6	+6	+6
South Korea	19%	=	+2	=	+2
Thailand	19%	+4	+2	+4	+2
Malaysia	17%	+4	-1	+4	-1
Japan	16%	-3	+2	-3	+2
US	15%	+1	=	+1	=
Poland	15%	+6	+6	+6	+6
Indonesia	14%	+2	-4	+2	-4
Sweden	14%	+3	+5	+3	+5
Great Britain	14%	+4	+3	+4	+3
France	13%	+1	-2	+1	-2
Israel	11%	-3	-6	-3	-6
Italy	11%	+1	-1	+1	-1
Hungary	11%	-1	=	-1	=
Belgium	10%	-1	-2	-1	-2
Germany	10%	-1	-1	-1	-1
India	10%	+1	+2	+1	+2
Australia	9%	-2	=	-2	=
Singapore	9%	=	-2	=	-2
Argentina	8%	+3	-1	+3	-1
Mexico	8%	+3	+1	+3	+1
Canada	7%	-2	-1	-2	-1
Spain	7%	+2	=	+2	=
Türkiye	7%	=	=	=	=
Peru	5%	-3	-1	-3	-1
Colombia	5%	=	-1	=	-1
Chile	5%	+1	=	+1	=
Brazil	4%	+1	-2	+1	-2
South Africa	2%	-3	-2	-3	-2

12. Auge del extremismo

Base: Representative sample of 24,720 adults aged 16-74 in 29 participating countries, August 23rd 2024 - September 6th 2024.

Source: Ipsos Global Advisor. Global score is a Global Country Average. See methodology for details. **Filter:** Country: World | Current Wave: Sep 24

País	Cambio desde el mes pasado	Cambio en 12 meses	
Global	10%	+1	+2
France	23%	+7	+12
Germany	20%	+4	+6
Israel	19%	-7	-1
Great Britain	18%	+7	+12
Netherlands	17%	-7	+6
US	17%	-1	+3
Sweden	16%	+3	-2
Belgium	16%	-2	+6
Spain	14%	+3	-1
Malaysia	12%	=	-4
Australia	11%	+2	+6
South Korea	10%	+1	-2
India	10%	-1	+4
Canada	8%	=	+2
Poland	7%	-1	+2
Italy	7%	=	+1
Brazil	7%	=	-1
Türkiye	7%	+3	=
Singapore	6%	+2	+3
Chile	5%	-3	+1
Indonesia	5%	+3	-1
Thailand	4%	=	-2
Hungary	3%	+1	-1
Peru	3%	+1	+1
Japan	3%	-2	-1
Colombia	3%	+2	=
Argentina	3%	+1	=
South Africa	2%	=	+1
Mexico	2%	+1	=

13. Terrorismo

Base: Representative sample of 24,720 adults aged 16-74 in 29 participating countries, August 23rd 2024 - September 6th 2024.

Source: Ipsos Global Advisor. Global score is a Global Country Average. See methodology for details. **Filter:** Country: World | Current Wave: Sep 24

País	Cambio desde el mes pasado	Cambio en 12 meses
Global	9%	= +2
Israel	50%	+1 +16
Germany	20%	+7 +16
Colombia	17%	+1 +4
France	16%	+1 +8
India	15%	+1 -5
Türkiye	14%	-6 +2
Singapore	12%	+6 +5
Sweden	11%	-2 -15
Malaysia	10%	-1 +5
Great Britain	10%	+3 +4
Belgium	10%	-1 +2
Netherlands	8%	+1 +4
Chile	7%	-1 +1
US	7%	-3 +1
Indonesia	6%	-3 -5
Spain	5%	= +3
Thailand	5%	= -1
Canada	5%	+2 +3
Poland	4%	= +1
Peru	4%	-2 -2
Australia	4%	= +1
Mexico	4%	-5 -1
Brazil	4%	+2 +2
Italy	3%	-1 =
Argentina	3%	-1 +2
Hungary	2%	= +1
South Africa	1%	= =
Japan	1%	-1 -2
South Korea	1%	-2 -3

14. Conflicto militar entre naciones

Base: Representative sample of 24,720 adults aged 16-74 in 29 participating countries, August 23rd 2024 - September 6th 2024.

Source: Ipsos Global Advisor. Global score is a Global Country Average. See methodology for details. **Filter:** Country: World | Current Wave: Sep 24

País	Cambio desde el mes pasado	Cambio en 12 meses	
Global	9%	-1	+2
Israel	41%	-9	+25
Poland	30%	-1	+1
Germany	18%	-4	+3
Netherlands	16%	-1	+6
Japan	14%	+1	-4
Italy	12%	-2	+5
Sweden	11%	+1	-1
France	11%	+4	+4
India	10%	+1	+4
US	9%	-4	+3
South Korea	9%	-3	-3
Great Britain	8%	-3	+1
Belgium	8%	-3	+2
Australia	7%	=	+1
Hungary	6%	=	=
Singapore	6%	=	+2
Canada	4%	-1	=
Colombia	4%	-1	+1
Mexico	3%	+1	+1
Spain	3%	-5	-1
Malaysia	3%	-1	=
Indonesia	3%	-2	=
Türkiye	3%	=	+1
Thailand	2%	-5	-4
South Africa	2%	+1	=
Brazil	2%	=	+1
Argentina	2%	-1	+1
Chile	1%	-2	+1
Peru	1%	-3	=

15. Amenazas contra el medio ambiente

Base: Representative sample of 24,720 adults aged 16-74 in 29 participating countries, August 23rd 2024 - September 6th 2024.

Source: Ipsos Global Advisor. Global score is a Global Country Average. See methodology for details. **Filter:** Country: World | Current Wave: Sep 24

País	Cambio desde el mes pasado	Cambio en 12 meses
Global	9%	= +1
Brazil	17%	+4 +7
Netherlands	15%	+3 -1
Sweden	14%	-1 +4
Thailand	13%	+3 +3
India	11%	-1 +1
Indonesia	11%	+3 -3
Mexico	11%	-10 +3
Japan	11%	+2 -2
Germany	10%	+1 =
Peru	10%	-1 +3
Great Britain	10%	+2 +3
Belgium	9%	-3 -2
Israel	9%	+3 +5
Australia	9%	= +1
Italy	9%	-2 +1
France	9%	-2 -3
Malaysia	8%	= -1
Colombia	7%	-2 -2
South Korea	7%	-5 -7
Canada	6%	-1 -2
US	6%	= -1
Poland	6%	-2 -5
Singapore	6%	-4 -2
Chile	6%	= -1
Hungary	5%	+1 +2
Spain	4%	-3 -4
Türkiye	4%	= +2
South Africa	2%	= =
Argentina	2%	-1 -1

16. Mantenimiento de los programas sociales

Base: Representative sample of 24,720 adults aged 16-74 in 29 participating countries, August 23rd 2024 - September 6th 2024.

Source: Ipsos Global Advisor. Global score is a Global Country Average. See methodology for details. **Filter:** Country: World | Current Wave: Sep 24

País		Cambio desde el mes pasado	Cambio en 12 meses
Global	7%	=	=
Japan	19%	+3	+4
Sweden	18%	=	+1
South Korea	16%	=	+1
Italy	10%	=	+1
Mexico	10%	+2	+4
Indonesia	10%	=	=
Germany	10%	+4	+5
Netherlands	9%	-2	+1
India	9%	+2	+6
Australia	9%	+2	+2
Thailand	8%	-4	-6
Belgium	8%	-2	+3
Poland	8%	+1	-5
Singapore	8%	+3	+1
Spain	7%	-2	-2
Great Britain	7%	-2	+1
Malaysia	7%	+3	+2
France	6%	+3	+1
US	5%	+1	+1
Hungary	5%	+1	+1
Canada	4%	-2	-1
Colombia	4%	-1	=
Brazil	4%	+1	+1
Argentina	4%	=	=
Israel	3%	=	+2
South Africa	3%	+1	+1
Peru	2%	-5	-1
Türkiye	2%	+1	-1
Chile	2%	-1	-1

17. Coronavirus (Covid-19)

Base: Representative sample of 24,720 adults aged 16-74 in 29 participating countries, August 23rd 2024 - September 6th 2024.

Source: Ipsos Global Advisor. Global score is a Global Country Average. See methodology for details. **Filter:** Country: World | Current Wave: Sep 24

País		Cambio desde el mes pasado	Cambio en 12 meses
Global	4%	=	=
Thailand	9%	+1	-2
Mexico	9%	+1	+3
Malaysia	8%	-2	-1
India	7%	-3	=
Singapore	7%	=	-1
Japan	6%	-4	-3
Poland	6%	+3	+3
South Korea	5%	+1	+1
Australia	4%	+1	-3
US	4%	=	-2
Sweden	4%	+3	+1
Indonesia	3%	-1	-4
Germany	3%	+1	=
Hungary	3%	+2	+2
Italy	3%	=	=
Spain	2%	=	-1
France	2%	-4	-1
Türkiye	2%	=	=
Canada	2%	=	-4
Argentina	2%	+1	+1
Brazil	2%	-1	-2
Belgium	2%	=	=
Chile	2%	+1	+1
Colombia	2%	-1	=
Netherlands	1%	-1	-2
South Africa	1%	=	-2
Peru	1%	=	-2
Great Britain	1%	-2	-4
Israel	1%	+1	=

18. Acceso al crédito

Base: Representative sample of 24,720 adults aged 16-74 in 29 participating countries, August 23rd 2024 - September 6th 2024.

Source: Ipsos Global Advisor. Global score is a Global Country Average. See methodology for details. **Filter:** Country: World | Current Wave: Sep 24

País		Cambio desde el mes pasado	Cambio en 12 meses
Global	3%	=	=
India	9%	=	+3
Türkiye	4%	-2	-1
Hungary	4%	=	+2
Peru	4%	=	+3
Belgium	4%	=	+1
France	3%	+1	-1
Poland	3%	=	=
Thailand	3%	-2	-2
Colombia	3%	+1	=
Canada	3%	-1	=
Germany	3%	+1	+1
South Africa	3%	+2	+2
Italy	3%	=	=
Chile	3%	=	+2
Australia	3%	=	=
Argentina	3%	=	=
Singapore	2%	-1	=
Sweden	2%	+1	=
Spain	2%	=	-1
Japan	2%	=	+1
Mexico	1%	=	=
Great Britain	1%	=	-1
Indonesia	1%	=	-1
Brazil	1%	-2	-2
Netherlands	1%	-2	=
Malaysia	1%	-3	-2
South Korea	1%	-2	-1
US	1%	-2	-2
Israel	0%	-1	=

Metodología

Esta encuesta de Global Advisor en 29 países se realizó entre el 23 de agosto de 2024 y el 6 de septiembre de 2024 a través del sistema de panel en línea de Ipsos entre 24.720 adultos de 18 a 74 años en Canadá, Israel, Malasia, Sudáfrica, Turquía y Estados Unidos, 20 a 74 en Indonesia y Tailandia, 21 a 74 en Singapur y 16 a 74 en todas las demás naciones.

El "Promedio Mundial de Países" refleja el resultado promedio de todos los países donde se realizó la encuesta. No se ha ajustado al tamaño de la población de cada país y no pretende sugerir un resultado total".

La muestra consta de aproximadamente 1000+ individuos en Australia, Bélgica, Brasil, Canadá, Francia, Alemania, Gran Bretaña, Italia, Japón, España, Suecia y Estados Unidos, y aproximadamente 500+ individuos en Argentina, Chile, Colombia, Hungría, Indonesia, Israel, Malasia, México, Países Bajos, Perú, Polonia, Singapur, Sudáfrica, Corea del Sur, Tailandia y Turquía.

La muestra en la India consta de aproximadamente 2.200 individuos, de los cuales aproximadamente 1.800 fueron entrevistados cara a cara y 400 fueron entrevistados en línea.

Las muestras de Alemania, Argentina, Australia, Bélgica, Canadá, Estados Unidos, Francia, Gran Bretaña, Hungría, Italia, Japón, Países Bajos, Polonia, Corea del Sur, Suecia y Estados Unidos pueden considerarse representativas de la población adulta general de estos países menores de 75 años.

Las muestras de Brasil, Chile, Colombia, India, Indonesia, Malasia, México, Perú, Singapur, Sudáfrica, Tailandia y Turquía son más urbanas, más educadas y/o más prósperas que la población general. Los resultados de la encuesta para estos mercados deben considerarse como un reflejo de las opiniones del segmento más "conectado" de estas poblaciones.

La muestra de la India representa un gran subconjunto de su población urbana: las

clases socioeconómicas A, B y C en las áreas metropolitanas y las clases urbanas de nivel 1 a 3 en las cuatro zonas.

La ponderación se ha empleado para equilibrar la demografía y garantizar que la composición de la muestra refleje la de la población adulta según los datos del censo más reciente.

La precisión de las encuestas en línea de Ipsos se calcula utilizando un intervalo de credibilidad, con una encuesta de 1.000 con una precisión de +/- 3,5 puntos porcentuales y de 500 con una precisión de +/- 5,0 puntos porcentuales. Para obtener más información sobre el uso de los intervalos de credibilidad de Ipsos, visite el sitio web de Ipsos.

Cuando los resultados no suman 100 o la "diferencia" parece ser +/-1 más/menos que la real, esto puede deberse al redondeo, a las respuestas múltiples o a la exclusión de las respuestas no sabe o no declaradas

La publicación de estos hallazgos se rige por las normas y regulaciones locales.

