

# ENERGY IN CANADA MEI 2024


Report

September 2024



© Ipsos | MEI Energy 2024 |  
September 2024







# Methodology



These are the findings of an **online Ipsos poll** conducted on behalf of the Montreal Economic Institute.



A sample of **1,190 Canadian residents** 18 years of age and older - including an oversample of 407 Quebec residents - was interviewed between **September 18 and 22, 2024**.



**Weighting according to age, gender and region** was employed to ensure that the sample's composition is representative of the overall population according to the latest census information.



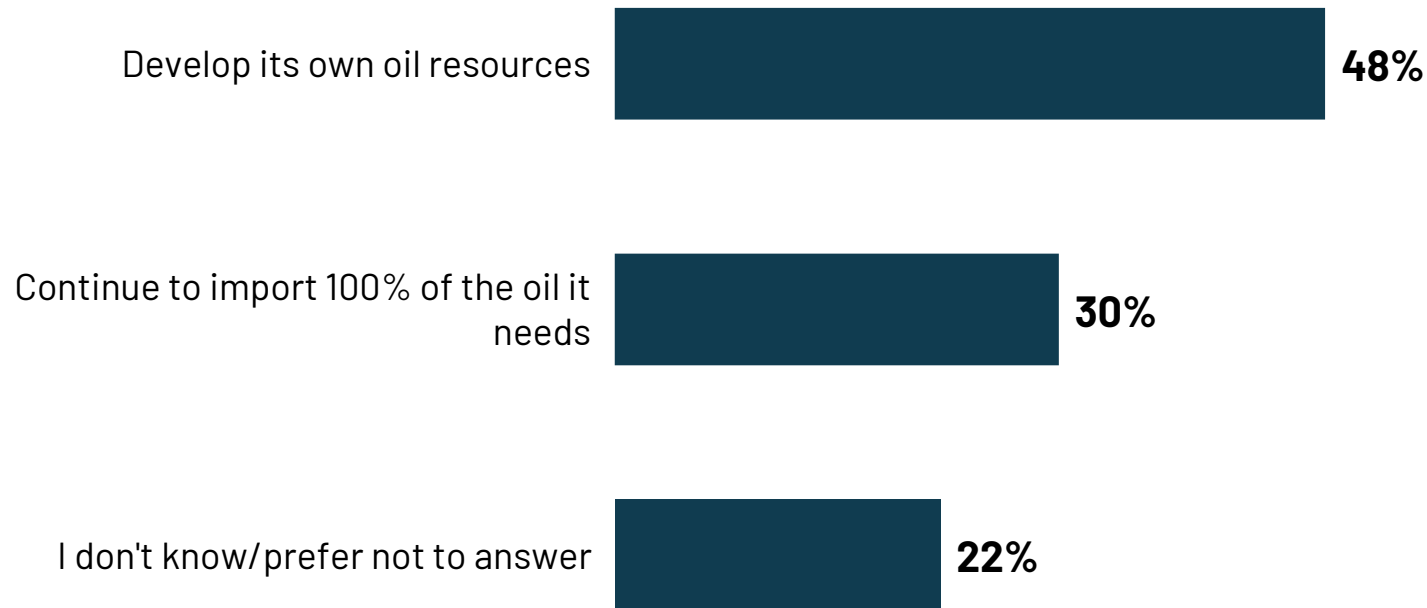
The precision of Ipsos online polls is measured using a credibility interval. In this case, the results are accurate to within **± 3.3 percentage points, 19 times out of 20**, of what the results would have been had all Canadian adults been polled. Some totals may not add up to 100% due to rounding.

# DETAILED FINDINGS



# Nearly half of Quebecers (48%) believe the province should develop its own oil resources, while 30% think it should continue importing all its oil.

## Support for Quebec developing its own oil resources



Base: Quebec Respondents only (n=407)

Q1. Currently, Quebec must import (from Western Canada or from abroad) all of the oil it consumes. In your opinion, should Quebec develop its own oil resources or continue to import 100% of the oil it needs?

# Support for Quebec developing its own oil resources by socio-demographic group

	TOTAL [A]	GENDER		AGE		
		Male [B]	Female [C]	18 to 34 years [D]	35 to 54 years [E]	55+ years [F]
Base:	407	197	210	111	137	159
Develop its own resources	48%	50%	47%	53%	48%	46%
Continue to import 100% of the oil it needs	30%	38% C	23%	25%	27%	35%
I don't know/prefer not to answer	22%	13%	30% B	22%	25%	19%

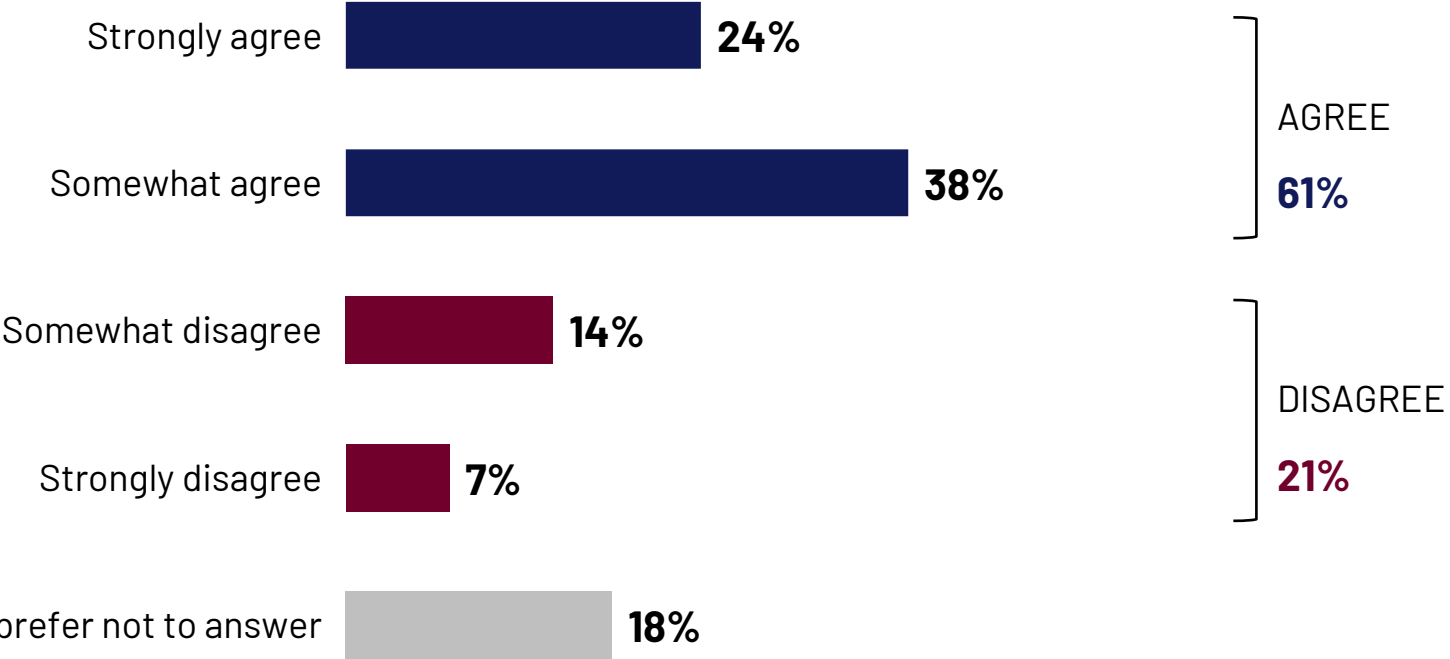
Base: Quebec Respondents only (n=407)

Q1. Currently, Quebec must import (from Western Canada or from abroad) all of the oil it consumes. In your opinion, should Quebec develop its own oil resources or continue to import 100% of the oil it needs?

**ABCDEFGHIJ** Significantly higher than subgroup indicated by letter.

# Over 6 in 10 (61%) agree that Canada should build new pipelines to ports in British Columbia or Eastern Canada to access markets in Europe and Asia.

Canada should build new pipelines to ports in BC or Eastern Canada to access markets in Europe and Asia



Base: All respondents (n=1190)  
Q5 Canada's current energy export infrastructure sends oil and gas almost exclusively to the United States. Some suggest building new pipelines to ports in British Columbia or Eastern Canada to access markets in Europe and Asia. Do you agree or disagree with this suggestion?



# Canada should build new pipelines to ports in BC or Eastern Canada to access markets in Europe and Asia by socio-demographic group

	TOTAL [A]	GENDER		AGE			REGION			
		Male [B]	Female [C]	18 to 34 years [D]	35 to 54 years [E]	55+ years [F]	West [G]	Ontario [H]	Quebec [I]	Atlantic [J]
Base:	1190	572	618	317	407	466	320	387	407	76
<b>T2B AGREE</b>	<b>61%</b>	<b>71% C</b>	<b>52%</b>	<b>69% EF</b>	<b>61%</b>	<b>55%</b>	<b>70% HIJ</b>	<b>62% I</b>	<b>49%</b>	<b>57%</b>
Strongly agree	24%	32% C	16%	29% E	21%	22%	31% HI	24% I	13%	23% I
Somewhat agree	38%	40%	35%	40%	40%	34%	39%	38%	35%	34%
Somewhat disagree	14%	13%	14%	12%	14%	14%	12%	12% G	18% GH	13%
Strongly disagree	7%	6%	8%	5%	7% D	9% D	5%	7% I	7%	10% G
<b>B2B DISAGREE</b>	<b>21%</b>	<b>71%</b>	<b>69%</b>	<b>63%</b>	<b>71% D</b>	<b>73% D</b>	<b>17%</b>	<b>19%</b>	<b>28% GH</b>	<b>23%</b>
I don't know/prefer not to answer	18%	9%	27% B	14%	18%	21% D	13%	19% I	23% G	20%

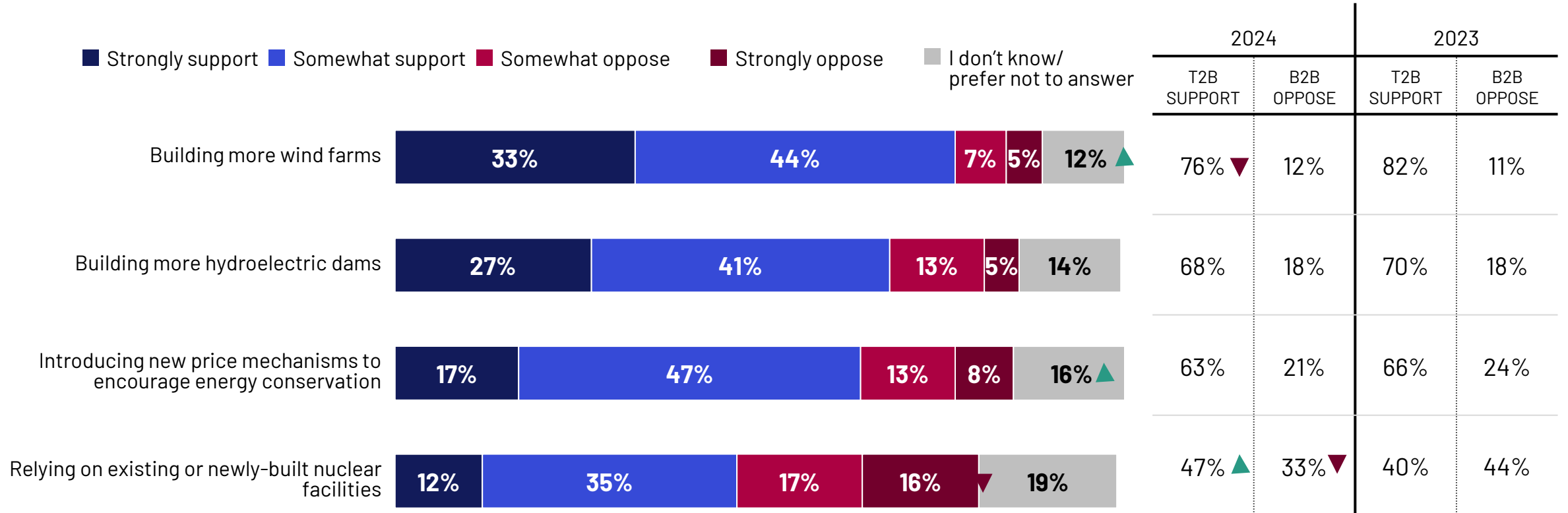
Base: All respondents (n=1190)

Q5 Canada's current energy export infrastructure sends oil and gas almost exclusively to the United States. Some suggest building new pipelines to ports in British Columbia or Eastern Canada to access markets in Europe and Asia. Do you agree or disagree with this suggestion?

**ABCDEFGHIJ** Significantly higher than subgroup indicated by letter.

# Among the strategies tested to address the end of electricity surpluses in Quebec, building more wind farms retains the strongest support (76%) followed by hydroelectric dams (68%). Support for nuclear facilities is on the rise (+7 pts).

Quebecers support for ways to address the end of electricity surpluses in 2027



Base: Quebec Respondents only - Sept 2024 (n=407); 2023 (n=403)

Q6. Based on its current supply, Hydro-Québec is expected to run out of surplus power in 2027. This has led the government to postpone or cancel some industrial development projects. Do you support or oppose the following ways to address this lack of capacity?

▲ ▼ Significantly higher/lower than 2023.



# Quebecers' support for ways to address the end of electricity surpluses in 2027 by socio-demographic group (1/4)

## Building more wind farms

	TOTAL [A]	GENDER		AGE		
		Male [B]	Female [C]	18 to 34 years [D]	35 to 54 years [E]	55+ years [F]
Base:	407	197	210	111	137	159
<b>T2B SUPPORT</b>	<b>76%</b>	<b>77%</b>	<b>75%</b>	<b>70%</b>	<b>75%</b>	<b>81% D</b>
Strongly support	33%	34%	32%	29%	35%	34%
Somewhat support	44%	44%	44%	41%	41%	47%
Somewhat oppose	7%	10% C	4%	14% EF	6%	3%
Strongly oppose	5%	7%	4%	7%	4%	5%
<b>B2B OPPOSE</b>	<b>12%</b>	<b>17% C</b>	<b>8%</b>	<b>21% EF</b>	<b>10%</b>	<b>8%</b>
I don't know/prefer not to answer	12%	6%	17% B	9%	14%	11%

ABCDEFGHIJ Significantly higher than subgroup indicated by letter.

Base: Quebec Respondents only - Sept 2024 (n=407)

Q6. Based on its current supply, Hydro-Québec is expected to run out of surplus power in 2027. This has led the government to postpone or cancel some industrial development projects. Do you support or oppose the following ways to address this lack of capacity?

# Quebecers' support for ways to address the end of electricity surpluses in 2027 by socio-demographic group (2/4)

Building more hydroelectric dams

	TOTAL [A]	GENDER		AGE		
		Male [B]	Female [C]	18 to 34 years [D]	35 to 54 years [E]	55+ years [F]
Base:	407	197	210	111	137	159
<b>T2B SUPPORT</b>	<b>68%</b>	<b>76% C</b>	<b>60%</b>	<b>73%</b>	<b>69%</b>	<b>64%</b>
Strongly support	27%	35% C	20%	34% E	22%	28%
Somewhat support	41%	41%	41%	39%	47%	36%
Somewhat oppose	13%	11% C	16%	13%	11%	16%
Strongly oppose	5%	6%	4%	5%	7%	4%
<b>B2B OPPOSE</b>	<b>18%</b>	<b>17%</b>	<b>20%</b>	<b>17%</b>	<b>18%</b>	<b>20%</b>
I don't know/prefer not to answer	14%	7%	20% B	10%	14%	16%

ABCDEFGHIJ Significantly higher than subgroup indicated by letter.

Base: Quebec Respondents only - Sept 2024 (n=407)

Q6. Based on its current supply, Hydro-Québec is expected to run out of surplus power in 2027. This has led the government to postpone or cancel some industrial development projects. Do you support or oppose the following ways to address this lack of capacity?

# Quebecers' support for ways to address the end of electricity surpluses in 2027 by socio-demographic group (3/4)

Introduce new price mechanisms to encourage energy conservation

	TOTAL [A]	GENDER		AGE		
		Male [B]	Female [C]	18 to 34 years [D]	35 to 54 years [E]	55+ years [F]
Base:	407	197	210	111	137	159
<b>T2B SUPPORT</b>	<b>63%</b>	<b>67%</b>	<b>60%</b>	<b>64%</b>	<b>65%</b>	<b>62%</b>
Strongly support	17%	19%	14%	20%	12%	19%
Somewhat support	47%	48%	46%	44%	53%	44%
Somewhat oppose	13%	15%	11%	17%	13%	10%
Strongly oppose	8%	9%	7%	5%	7%	11% D
<b>B2B OPPOSE</b>	<b>21%</b>	<b>24%</b>	<b>18%</b>	<b>22%</b>	<b>20%</b>	<b>21%</b>
I don't know/prefer not to answer	16%	9%	23% B	14%	16%	17%

ABCDEFGHIJ Significantly higher than subgroup indicated by letter.

Base: Quebec Respondents only - Sept 2024 (n=407)

Q6. Based on its current supply, Hydro-Québec is expected to run out of surplus power in 2027. This has led the government to postpone or cancel some industrial development projects. Do you support or oppose the following ways to address this lack of capacity?

# Quebecers' support for ways to address the end of electricity surpluses in 2027 by socio-demographic group (4/4)

Relying on existing or newly-built nuclear facilities

	TOTAL [A]	GENDER		AGE		
		Male [B]	Female [C]	18 to 34 years [D]	35 to 54 years [E]	55+ years [F]
Base:	407	197	210	111	137	159
<b>T2B SUPPORT</b>	<b>47%</b>	<b>55% C</b>	<b>40%</b>	<b>53%</b>	<b>49%</b>	<b>43%</b>
Strongly support	12%	19% C	6%	14%	12%	11%
Somewhat support	35%	36%	35%	40%	37%	32%
Somewhat oppose	17%	18%	16%	15%	13%	21%
Strongly oppose	16%	17%	15%	17%	17%	15%
<b>B2B OPPOSE</b>	<b>33%</b>	<b>35%</b>	<b>32%</b>	<b>32%</b>	<b>30%</b>	<b>36%</b>
I don't know/prefer not to answer	19%	10%	28% B	14%	21%	21%

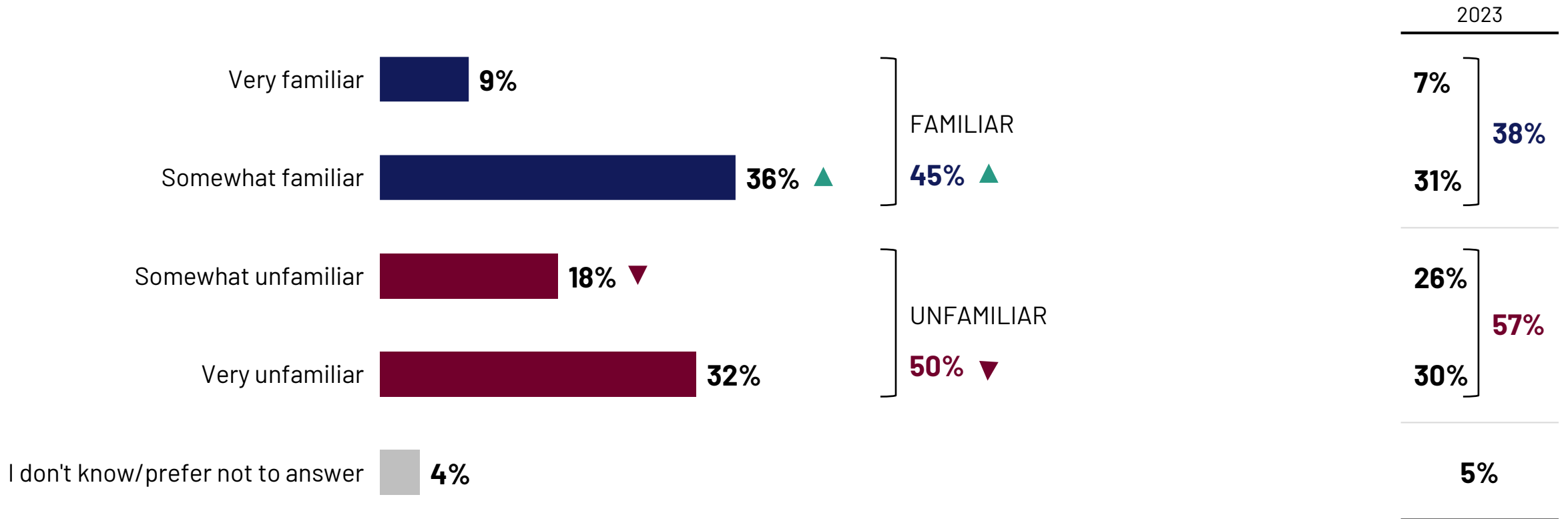
ABCDEFGHIJ Significantly higher than subgroup indicated by letter.

Base: Quebec Respondents only - Sept 2024 (n=407)

Q6. Based on its current supply, Hydro-Québec is expected to run out of surplus power in 2027. This has led the government to postpone or cancel some industrial development projects. Do you support or oppose the following ways to address this lack of capacity?

# Fewer than half of Canadians (45%) are familiar with “energy corridors,” a significant increase from 2023, but only 9% are very familiar.

## Familiarity with “energy corridors”



Base: All respondents – Sept 2024 (1190); 2023 (n=1161)

Q2 The concept of “energy corridors” refers to a long area where a right-of-way exists for energy transportation projects such as power lines and pipelines. How would you describe your level of familiarity with “energy corridors” as a concept?

▲▼ Significantly higher/lower than 2023.

# Familiarity with “energy corridors” by socio-demographic group

	TOTAL [A]	GENDER		AGE			REGION			
		Male [B]	Female [C]	18 to 34 years [D]	35 to 54 years [E]	55+ years [F]	West [G]	Ontario [H]	Quebec [I]	Atlantic [J]
Base:	1190	572	618	317	407	466	320	387	407	76
<b>T2B FAMILIAR</b>	<b>45%</b>	<b>56% C</b>	<b>35%</b>	<b>51% F</b>	<b>47%</b>	<b>40%</b>	<b>49% I</b>	<b>49% I</b>	<b>35%</b>	<b>43%</b>
Very familiar	9%	14% C	5%	15% EF	9%	6%	11% IJ	11% IJ	5%	3%
Somewhat familiar	36%	43% C	30%	36%	38%	34%	38% I	38% I	30%	40%
Somewhat unfamiliar	18%	18%	18%	18%	16%	20%	21%	18%	17%	12%
Very unfamiliar	32%	22%	42% B	26%	33%	36% D	28%	27%	43% GH	43% GH
<b>B2B UNFAMILIAR</b>	<b>50%</b>	<b>40%</b>	<b>60% B</b>	<b>44%</b>	<b>49%</b>	<b>56% DE</b>	<b>49%</b>	<b>45%</b>	<b>60% GH</b>	<b>68% GH</b>
I don't know/prefer not to answer	4%	4%	5%	5%	4%	4%	3%	6% G	5%	3%

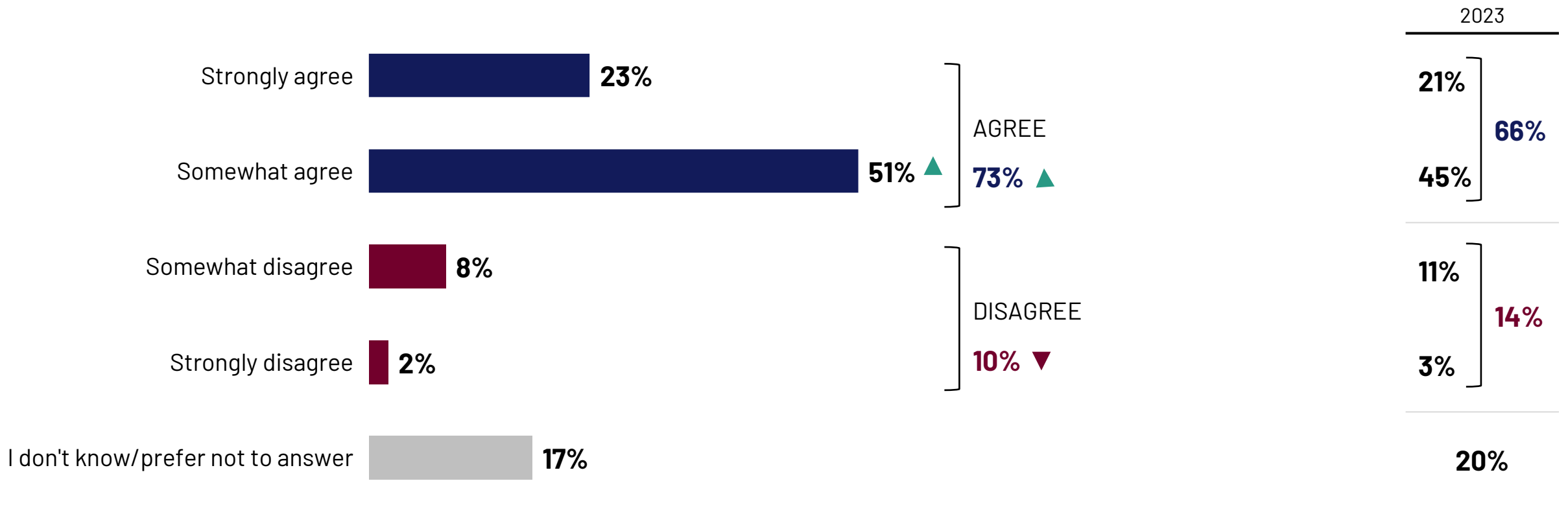
Base: All respondents – 2024 (n=1190)

**ABCDEFGHIJ** Significantly higher than subgroup indicated by letter.

Q2 The concept of “energy corridors” refers to a long area where a right-of-way exists for energy transportation projects such as power lines and pipelines. How would you describe your level of familiarity with “energy corridors” as a concept?

# Three-quarters of Canadians (73%) agree that the country should further develop “energy corridors” to provide a right-of-way to bring energy from where it is produced to where it is consumed, a significant increase from 2023.

Canada should further develop “energy corridors”



Base: All respondents – Sept 2024 (1190); 2023 (n=1161)

Q3 Some nations have adopted the concept of “energy corridors” as a way to help bring energy from where it is produced to where it is consumed. Those corridors provide a right-of-way for energy transportation projects such as power lines and pipelines. Some suggest Canada should further develop such energy corridors. Do you agree or disagree with this suggestion?

▲ ▼ Significantly higher/lower than 2023.

# Canada should further develop “energy corridors” by socio-demographic group

	TOTAL [A]	GENDER		AGE			REGION			
		Male [B]	Female [C]	18 to 34 years [D]	35 to 54 years [E]	55+ years [F]	West [G]	Ontario [H]	Quebec [I]	Atlantic [J]
Base:	1190	572	618	317	407	466	320	387	407	76
<b>T2B AGREE</b>	<b>73%</b>	<b>81% C</b>	<b>66%</b>	<b>82% EF</b>	<b>74% F</b>	<b>67%</b>	<b>78% I</b>	<b>74% I</b>	<b>64%</b>	<b>78% I</b>
Strongly agree	23%	30% C	16%	28%F	22%	20%	28% I	21%	16%	29% I
Somewhat agree	51%	51%	51%	54%	52%	47%	49%	54%	48%	49%
Somewhat disagree	8%	7%	8%	7%	7%	9%	6%	8%	11% G	5%
Strongly disagree	2%	1%	2%	-	2%	2%	1%	2%	3% G	-
<b>B2B DISAGREE</b>	<b>10%</b>	<b>9%</b>	<b>10%</b>	<b>8%</b>	<b>9%</b>	<b>11%</b>	<b>6%</b>	<b>10%</b>	<b>14% GJ</b>	<b>5%</b>
I don't know/prefer not to answer	17%	11%	23% B	11%	17% D	22% D	16%	15%	21% H	18%

Base: All respondents – Sept 2024 (1190); 2023 (n=1020)

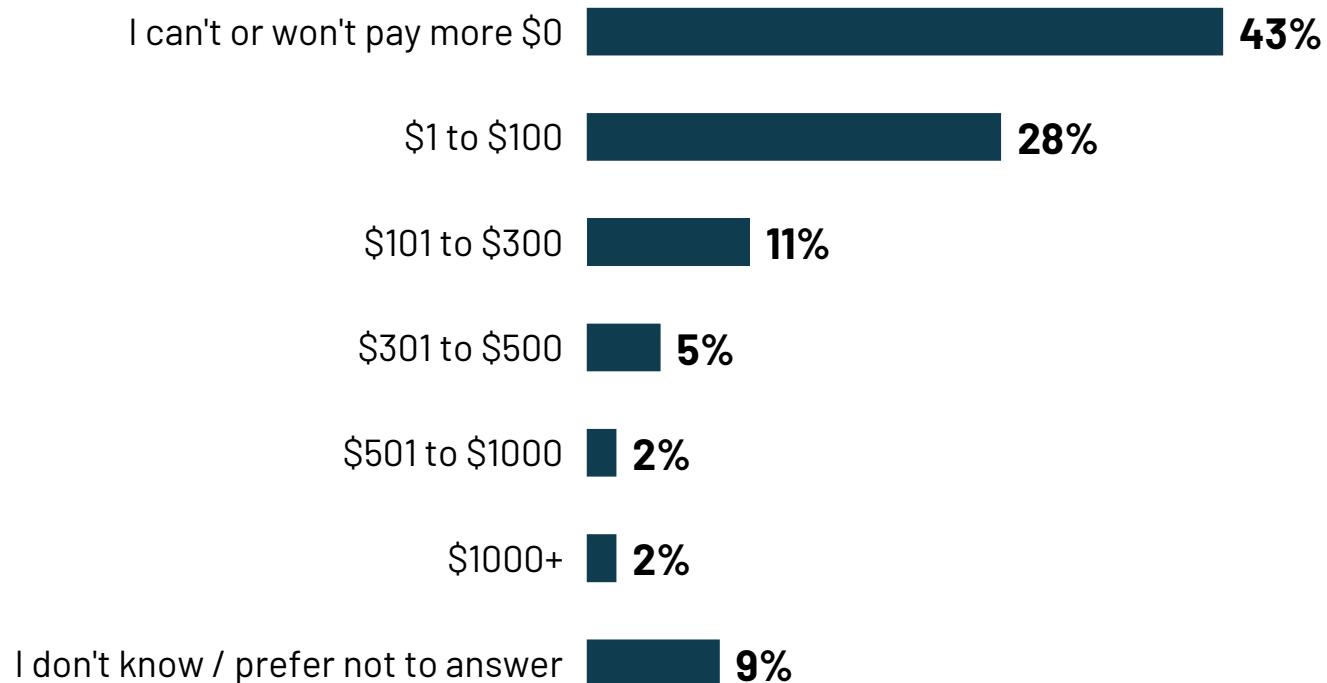
Q3 Some nations have adopted the concept of “energy corridors” as a way to help bring energy from where it is produced to where it is consumed. Those corridors provide a right-of-way for energy transportation projects such as power lines and pipelines. Some suggest Canada should further develop such energy corridors. Do you agree or disagree with this suggestion?

**ABCDEFGHIJ** Significantly higher than subgroup indicated by letter.



# Canadians are split in their willingness to pay more to combat climate change: 48% are willing to pay something, while 43% say they can't or won't.

## Amount willing to pay to help fight climate change



Base: All respondents – 2024 (n=1190)

Q4. Are you prepared to pay more in taxes to help fight climate change? If yes, how much more are you prepared to pay each year to reduce your greenhouse gas emissions?

# Amount willing to pay to help fight climate change by socio-demographic group

	TOTAL [A]	GENDER		AGE			REGION			
		Male [B]	Female [C]	18 to 34 years [D]	35 to 54 years [E]	55+ years [F]	West [G]	Ontario [H]	Quebec [I]	Atlantic [J]
Base:	1190	572	618	317	407	466	320	387	407	76
I can't or won't pay more \$0	43%	42%	44%	31%	47% D	49% D	45%	38%	50% H	48%
\$1 to \$100	28%	27%	29%	33% F	28%	23%	33% IJ	28%	23%	17%
\$101 to \$300	11%	14% C	8%	17% EF	10%	9%	8%	13%	11%	18% G
\$301 to \$500	5%	6%	5%	8% F	4%	4%	2%	7% G	4%	9% G
\$501 to \$1000	2%	3%	2%	2%	2%	2%	2%	3%	2%	1%
\$1000+	2%	2%	2%	2%	1%	2%	1%	3%	2%	-
I don't know/prefer not to answer	9%	7%	10% B	7%	8%	11%	8%	9%	8%	7%

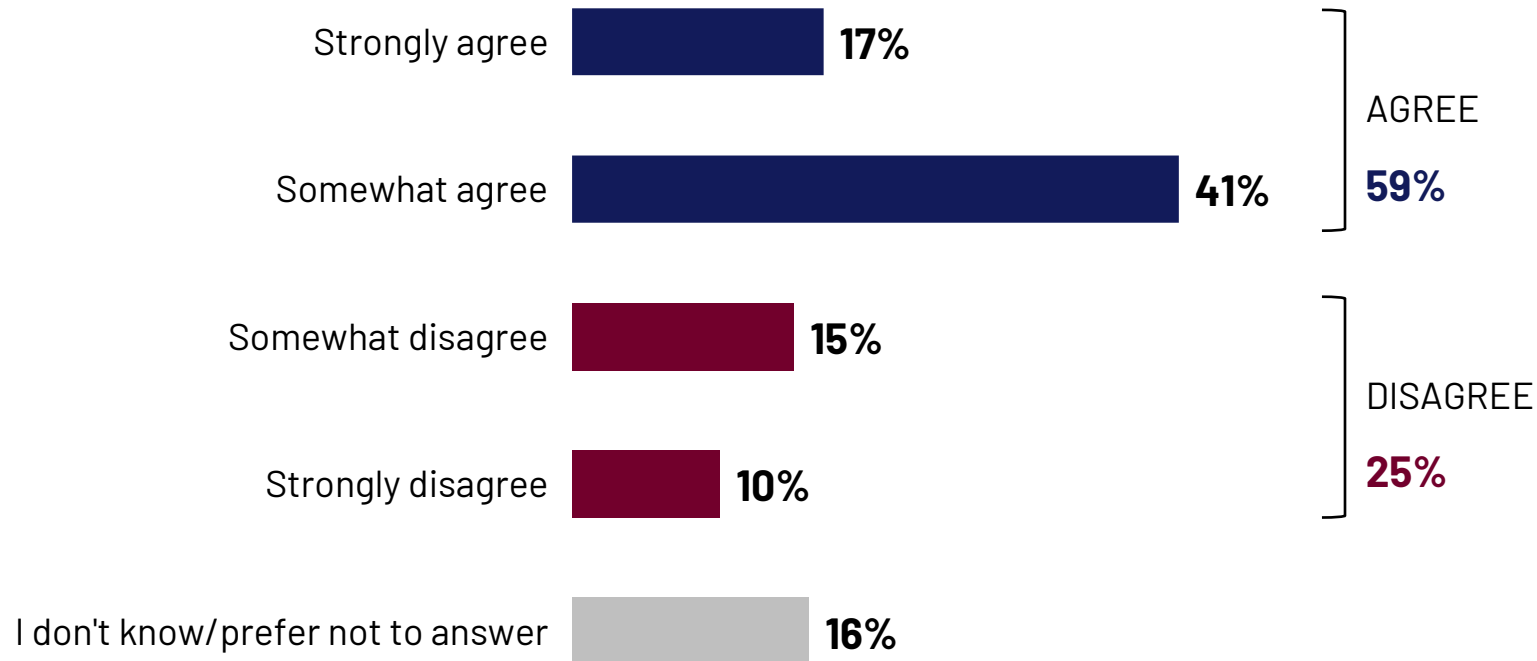
Base: All respondents – 2024 (n=1190)

Q4. Are you prepared to pay more in taxes to help fight climate change? If yes, how much more are you prepared to pay each year to reduce your greenhouse gas emissions?

**ABCDEFGHIJ** Significantly higher than subgroup indicated by letter.

# Nearly 6 in 10 Quebecers (59%) believe that independent private producers should be allowed to sell electricity directly to companies when Hydro-Québec lacks the necessary energy.

Allow independent private producers to sell electricity directly to companies when Hydro-Québec does not have enough



Base: Quebec Respondents only - Sept 2024 (407)

Q7 As mentioned earlier, Hydro-Québec's expects its electricity surpluses will run out around 2027. Some suggest independent private producers should be allowed to sell electricity directly to companies, when Hydro-Québec doesn't have the necessary energy. Do you agree or disagree with this suggestion?

# Allow independent private producers to sell electricity directly to companies when Hydro-Québec does not have enough by socio-demographic group

	TOTAL [A]	GENDER		AGE		
		Male [B]	Female [C]	18 to 34 years [D]	35 to 54 years [E]	55+ years [F]
Base:	407	197	210	111	137	159
<b>T2B AGREE</b>	<b>59%</b>	<b>64% C</b>	<b>54%</b>	<b>61%</b>	<b>59%</b>	<b>57%</b>
Strongly agree	17%	22% C	13%	15%	18%	18%
Somewhat agree	41%	42%	41%	47%	40%	39%
Somewhat disagree	15%	19%	12%	15%	18%	13%
Strongly disagree	10%	10%	11%	10%	5%	14% E
<b>B2B DISAGREE</b>	<b>25%</b>	<b>28%</b>	<b>23%</b>	<b>25%</b>	<b>23%</b>	<b>28%</b>
I don't know/prefer not to answer	16%	8%	24% B	14%	19%	15%

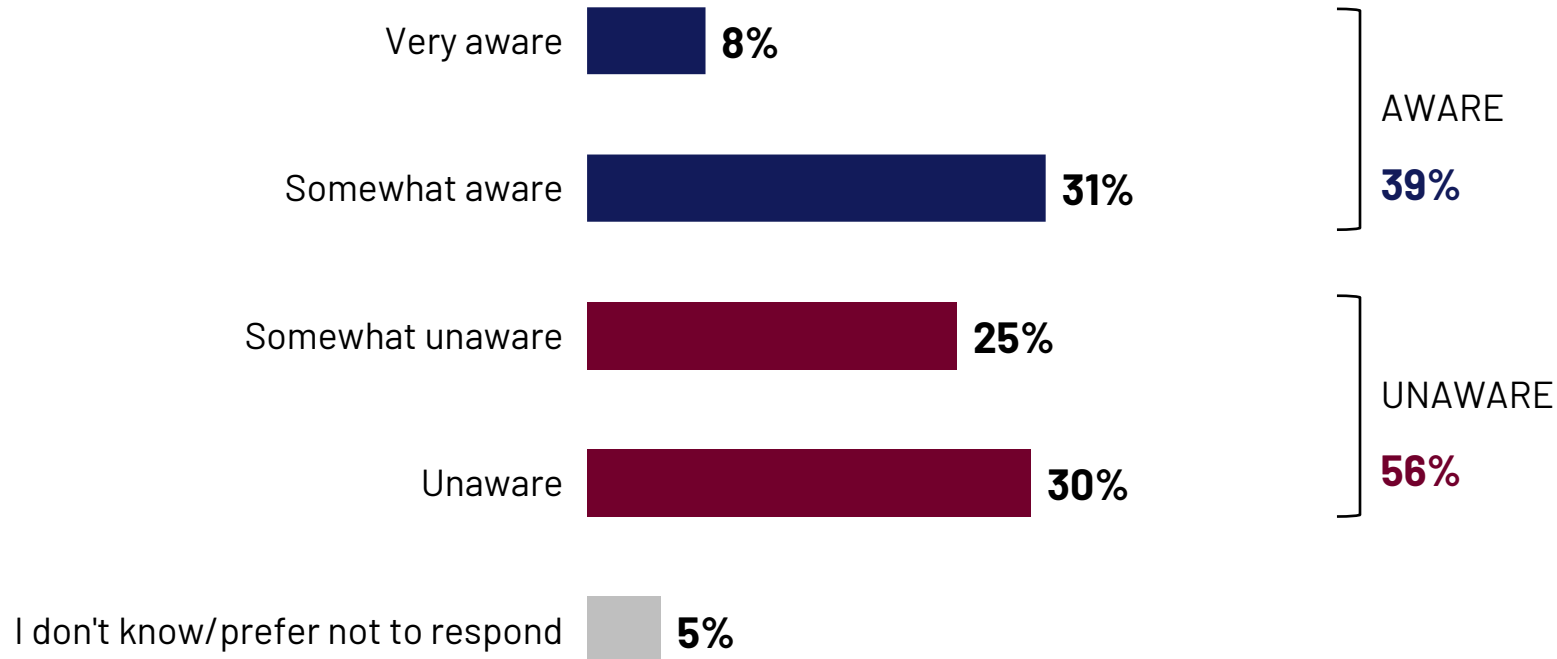
Base: All respondents – Sept 2024 (1190)

Q7 As mentioned earlier, Hydro-Québec's expects its electricity surpluses will run out around 2027. Some suggest independent private producers should be allowed to sell electricity directly to companies, when Hydro-Québec doesn't have the necessary energy. Do you agree or disagree with this suggestion?

**ABCDEFGHIJ** Significantly higher than subgroup indicated by letter.

# Only 39% are aware that over \$150 billion in energy projects have been cancelled in Canada due to regulatory delays, while 56% remain unaware.

## Awareness of cancelled energy projects



Base: All respondents - Sept 2024 (1190)

Q8 In recent years, it is estimated that over \$150 billion worth in energy projects have been cancelled in Canada in part due to regulatory delays and hurdles. How would you describe your awareness of cancelled energy projects?

# Awareness of cancelled energy projects by socio-demographic group

	TOTAL [A]	GENDER		AGE			REGION			
		Male [B]	Female [C]	18 to 34 years [D]	35 to 54 years [E]	55+ years [F]	West [G]	Ontario [H]	Quebec [I]	Atlantic [J]
Base:	1190	572	618	317	407	466	320	387	407	76
<b>T2B AWARE</b>	<b>39%</b>	<b>48% C</b>	<b>30%</b>	<b>48% EF</b>	<b>38%</b>	<b>33%</b>	<b>48% IJ</b>	<b>43% I</b>	<b>22%</b>	<b>33% I</b>
Very aware	8%	11% C	6%	14% EF	7%	5%	13% IJ	10% IJ	2%	-
Somewhat aware	31%	38% C	24%	34%	31%	28%	35% I	33% I	20%	33% I
Somewhat unaware	25%	27%	24%	23%	26%	27%	23%	23%	30% GH	34% GH
Unaware	30%	22%	38% B	26%	31%	33% D	24%	30%	38% GH	30%
<b>B2B UNAWARE</b>	<b>56%</b>	<b>49%</b>	<b>62% B</b>	<b>49%</b>	<b>56% D</b>	<b>60% D</b>	<b>47%</b>	<b>53%</b>	<b>69% GH</b>	<b>64% G</b>
I don't know/prefer not to respond	5%	3%	8% B	4%	6%	6%	5%	4%	9% GH	3%

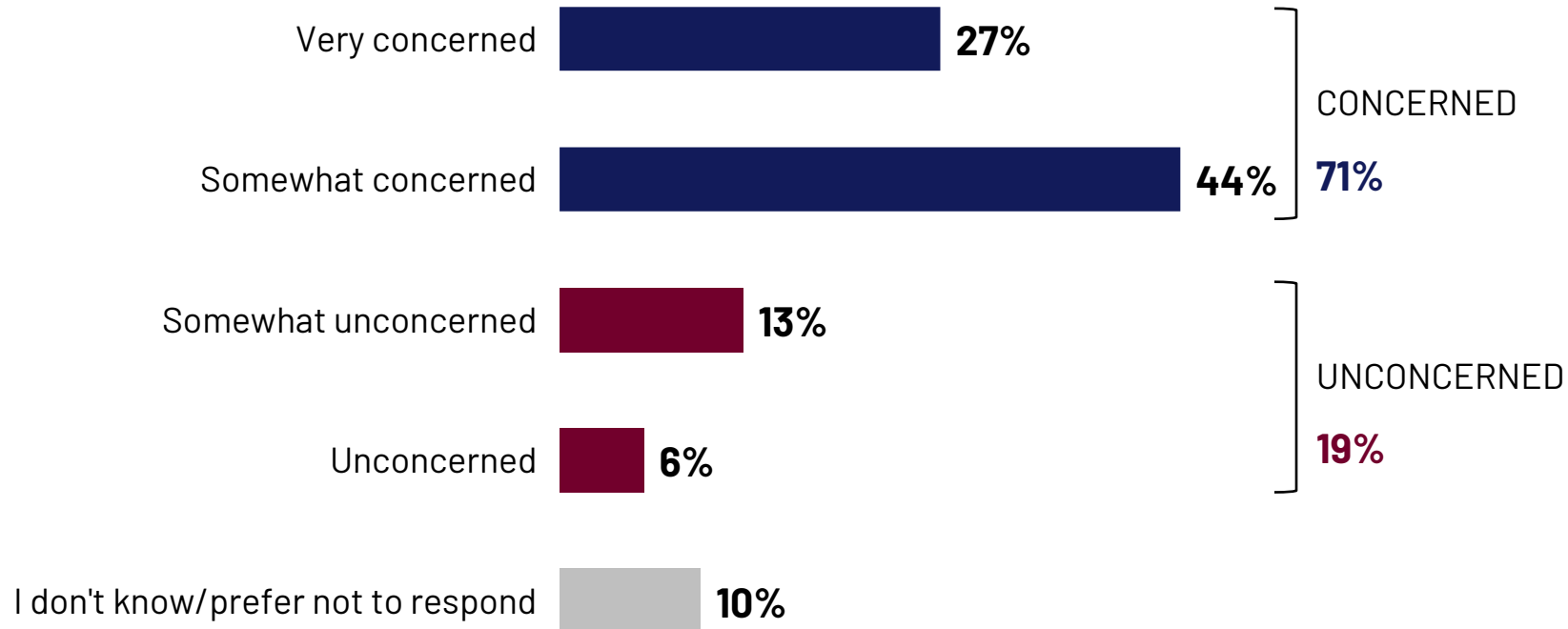
Base: All respondents – Sept 2024 (1190)

**ABCDEFGHIJ** Significantly higher than subgroup indicated by letter.

Q8 In recent years, it is estimated that over \$150 billion worth in energy projects have been cancelled in Canada in part due to regulatory delays and hurdles. How would you describe your awareness of cancelled energy projects?

# 71% are concerned about the negative impact of cancelling \$150 billion in energy projects on Canadian jobs, while only 19% are unconcerned.

Concern about the negative impact of cancellation of \$150 billion in energy projects on Canadian jobs



Base: All respondents - Sept 2024 (1190)

Q9 As mentioned earlier, roughly \$150 billion in energy projects have been cancelled due to regulatory delays and hurdles, how concerned are you about the negative impact this has had on Canadian jobs?

# Concern about the negative impact of cancellation of \$150 billion in energy projects on Canadian jobs by socio-demographic group

	TOTAL [A]	GENDER		AGE			REGION			
		Male [B]	Female [C]	18 to 34 years [D]	35 to 54 years [E]	55+ years [F]	West [G]	Ontario [H]	Quebec [I]	Atlantic [J]
Base:	1190	572	618	317	407	466	320	387	407	76
<b>T2B CONCERNED</b>	<b>71%</b>	<b>74% C</b>	<b>68%</b>	<b>71%</b>	<b>71%</b>	<b>70%</b>	<b>76% I</b>	<b>73% I</b>	<b>60%</b>	<b>71%</b>
Very concerned	27%	28%	26%	28%	28%	25%	32% I	28% I	17%	27% I
Somewhat concerned	44%	46%	42%	44%	43%	45%	43%	45%	43%	45%
Somewhat unconcerned	13%	13%	13%	14%	13%	13%	11%	10%	20% GH	16%
Unconcerned	6%	8%	5%	9%	5%	6%	7%	6%	8%	5%
<b>B2B CONCERNED</b>	<b>19%</b>	<b>21%</b>	<b>18%</b>	<b>23%</b>	<b>18%</b>	<b>18%</b>	<b>17%</b>	<b>16%</b>	<b>28% GH</b>	<b>21%</b>
I don't know/prefer not to respond	10%	5%	14% B	6%	10%	12% D	7%	11%	12% G	7%

Base: All respondents – Sept 2024 (1190)

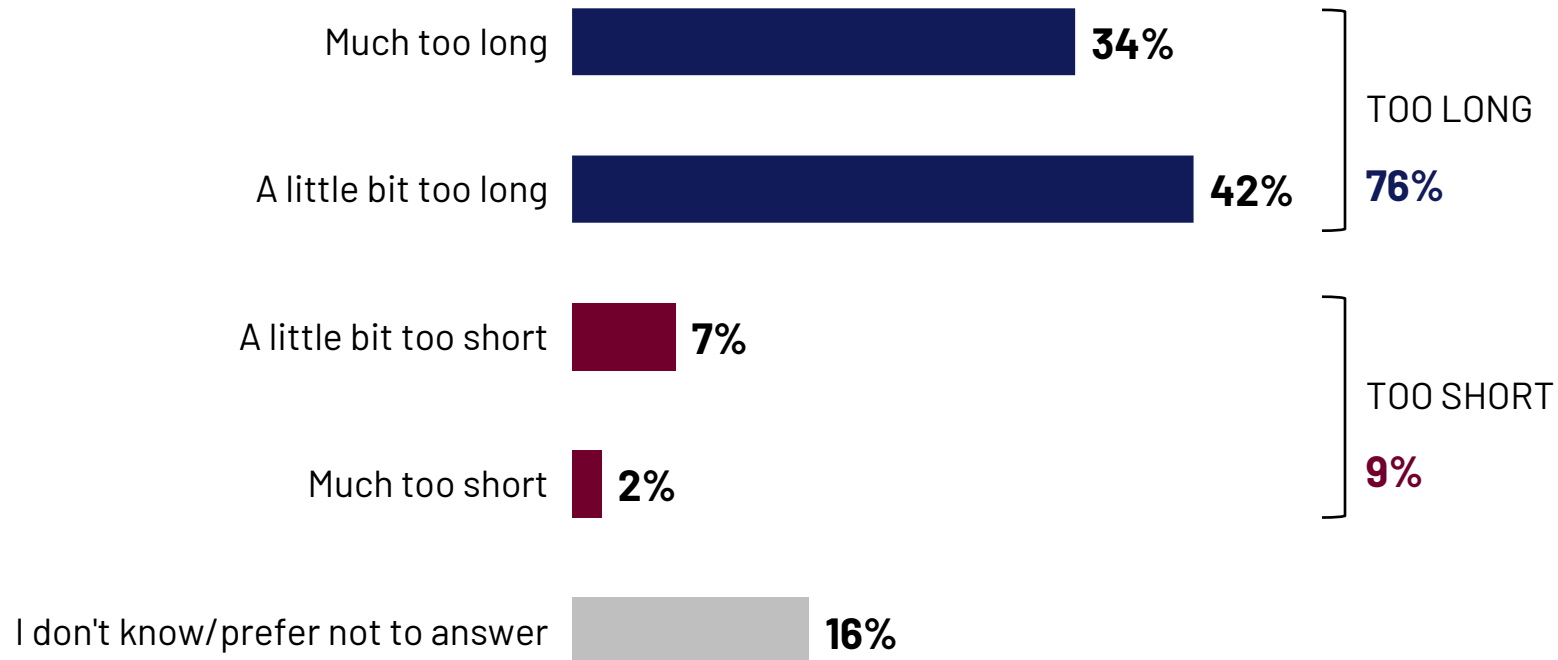
Q9 As mentioned earlier, roughly \$150 billion in energy projects have been cancelled due to regulatory delays and hurdles, how concerned are you about the negative impact this has had on Canadian jobs?

**ABCDEFGHIJ** Significantly higher than subgroup indicated by letter.



# Three-quarters (76%) of Canadians think the federal government's environmental impact assessment process used for energy projects is too long; only 1 in 10 (9%) say it is too short.

Perception of the length of the environmental impact assessment process



Base: All respondents – Sept 2024 (1190)

Q10 The Government of Canada implemented a new environmental impact assessment process in 2019. Since then, only one new energy project has been approved, taking 3.5 years. Other projects are still under review. Some people believe this review time is appropriate, while others think it causes unnecessary delays. How do you feel about the length of the review process?

© Ipsos | MEI Energy 2024 | September 2024

# Perception of the length of the environmental impact assessment process by socio-demographic group

	TOTAL [A]	GENDER		AGE			REGION			
		Male [B]	Female [C]	18 to 34 years [D]	35 to 54 years [E]	55+ years [F]	West [G]	Ontario [H]	Quebec [I]	Atlantic [J]
Base:	1190	572	618	317	407	466	320	387	407	76
<b>T2B TOO LONG</b>	<b>76%</b>	<b>79% C</b>	<b>72%</b>	<b>77%</b>	<b>74%</b>	<b>76%</b>	<b>78%</b>	<b>74%</b>	<b>73%</b>	<b>84% I</b>
Much too long	34%	38% C	29%	27%	32%	41% DE	38% I	31%	31%	38%
A little too long	42%	41%	43%	51% EF	42% F	35%	39%	43%	42%	45%
A little too short	7%	8%	6%	10%	7%	6%	8%	7%	8%	5%
Much too short	2%	3% C	1%	2%	2%	2%	1%	2%	2%	2%
<b>B2B TOO SHORT</b>	<b>9%</b>	<b>11% C</b>	<b>7%</b>	<b>12%</b>	<b>8%</b>	<b>8%</b>	<b>9%</b>	<b>9%</b>	<b>10%</b>	<b>7%</b>
I don't know/prefer not to answer	16%	10%	21% B	11%	18% D	17% D	14%	17%	18%	10%

Base: All respondents – Sept 2024 (1190)

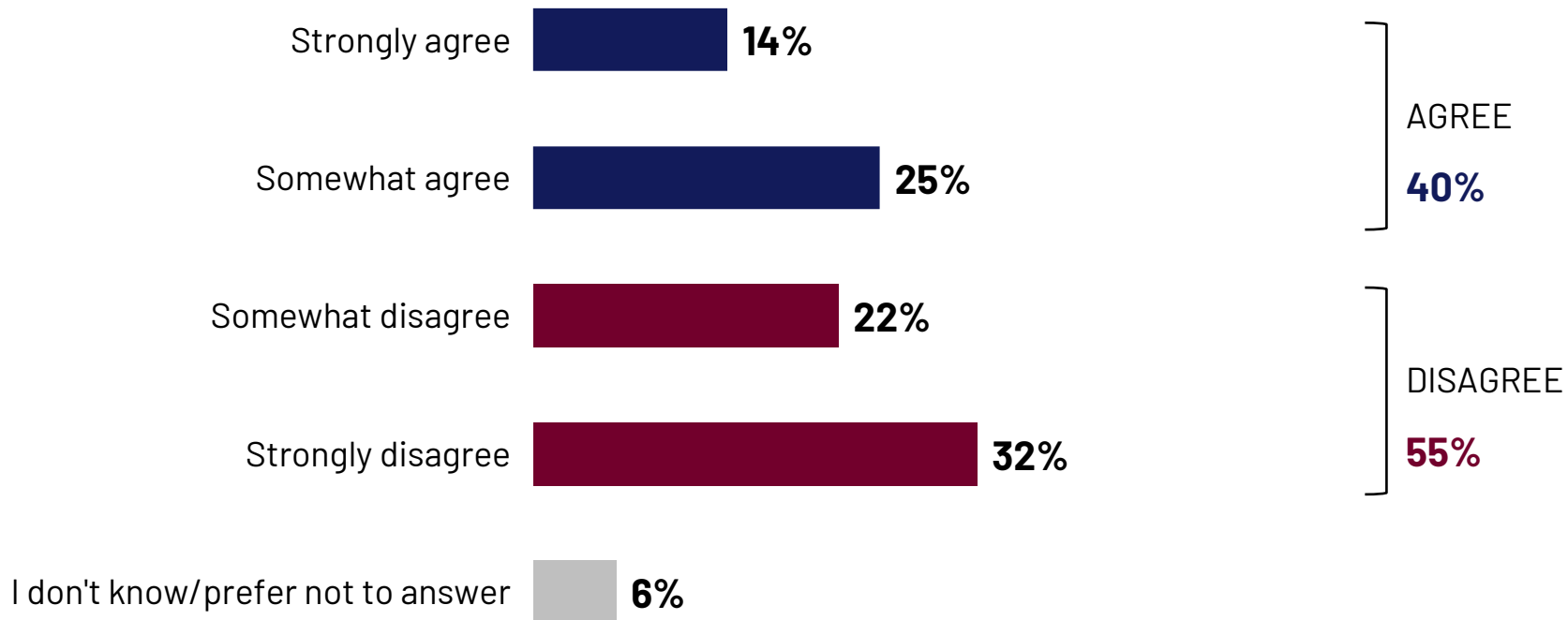
Q10 The Government of Canada implemented a new environmental impact assessment process in 2019. Since then, only one new energy project has been approved, taking 3.5 years. Other projects are still under review. Some people believe this review time is appropriate, while others think it causes unnecessary delays. How do you feel about the length of the review process?

© Ipsos | MEI Energy 2024 | September 2024

**ABCDEFGHIJ** Significantly higher than subgroup indicated by letter.

# Only 40% agree with the federal government's decision to ban the sale of conventional vehicles by 2035 and mandate all new cars be electric or zero-emissions; more than half (55%) disagree.

Support for ban on sale of conventional vehicles and mandate all new cars sold be electric or zero-emissions



Base: All respondents - Sept 2024 (1190)

Q11 The federal government wants to ban the sale of conventional vehicles by 2035 and mandate that all new cars sold in the country be electric or zero-emissions.

Do you agree with this decision?

# Support for ban on sale of conventional vehicles and mandate all new cars sold be electric or zero-emissions by socio-demographic group

	TOTAL [A]	GENDER		AGE			REGION			
		Male [B]	Female [C]	18 to 34 years [D]	35 to 54 years [E]	55+ years [F]	West [G]	Ontario [H]	Quebec [I]	Atlantic [J]
Base:	1190	572	618	317	407	466	320	387	407	76
<b>T2B AGREE</b>	<b>40%</b>	<b>43% C</b>	<b>36%</b>	<b>55% EF</b>	<b>43% F</b>	<b>26%</b>	<b>34%</b>	<b>42% G</b>	<b>44%</b>	<b>37%</b>
Strongly agree	14%	15%	14%	21% EF	14%	11%	11%	17% G	16% G	11%
Somewhat agree	25%	28% C	23%	35% F	30% F	15%	23%	25%	27%	27%
Somewhat disagree	22%	22%	22%	20%	21%	24%	23%	22%	21%	19% G
Strongly disagree	32%	31%	34%	19%	29% D	45% DE	40% HI	29% I	27%	38% I
<b>B2B DISAGREE</b>	<b>55%</b>	<b>53%</b>	<b>56%</b>	<b>40%</b>	<b>50% D</b>	<b>69% DE</b>	<b>63% HI</b>	<b>51%</b>	<b>48%</b>	<b>58%</b>
I don't know/prefer not to answer	6%	4%	8% B	5%	7%	6%	3%	7%	8% G	5%

Base: All respondents – Sept 2024 (1190)

Q11 The federal government wants to ban the sale of conventional vehicles by 2035 and mandate that all new cars sold in the country be electric or zero-emissions.

Do you agree with this decision?

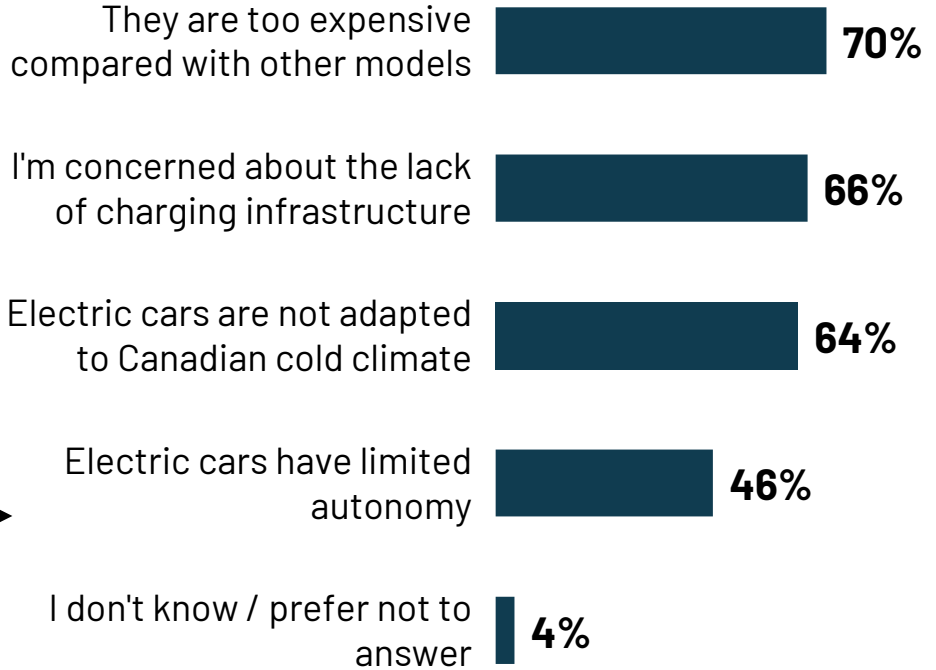
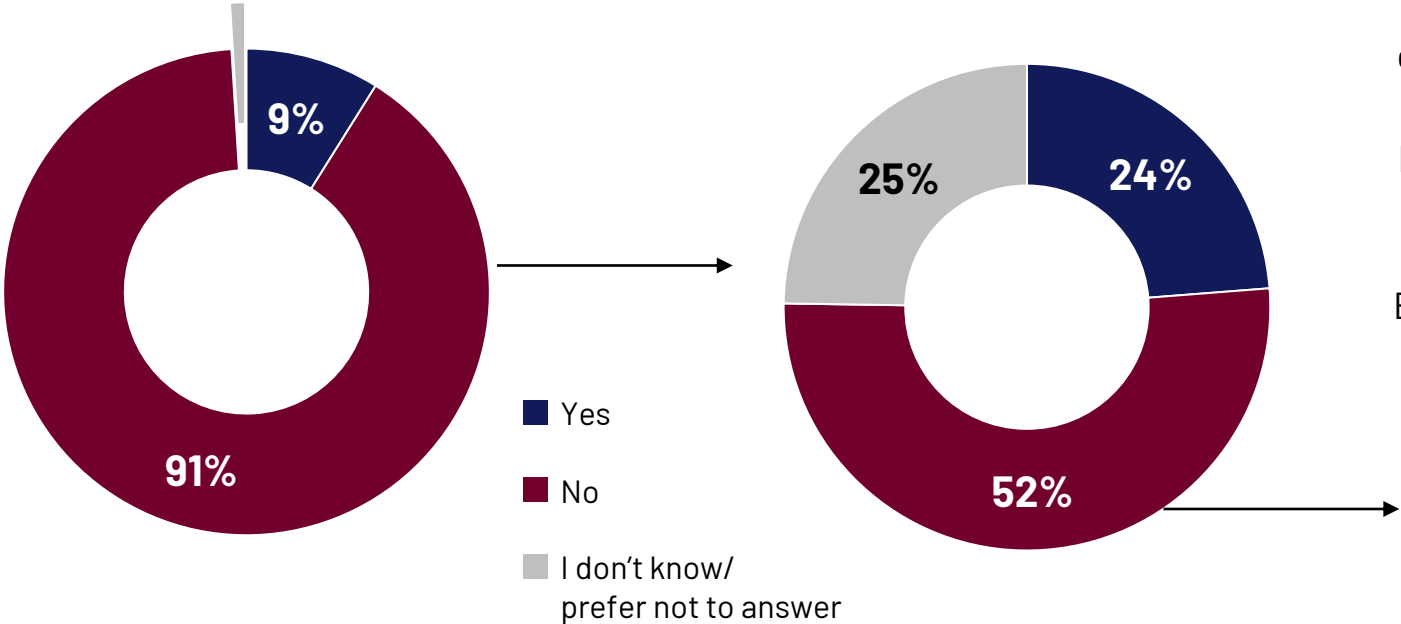
**ABCDEFGHIJ** Significantly higher than subgroup indicated by letter.

# 1 in 10 Canadians own an electric car. Among those who do not, one-quarter (24%) say the next car they purchase will be electric. The main reasons for not purchasing an electric car are concerns of their being too expensive, lack of charging infrastructure, or that they are not adapted to Canadian cold climate.

Own electric car

Next car will be an electric car

Concerns preventing purchase of an electric car

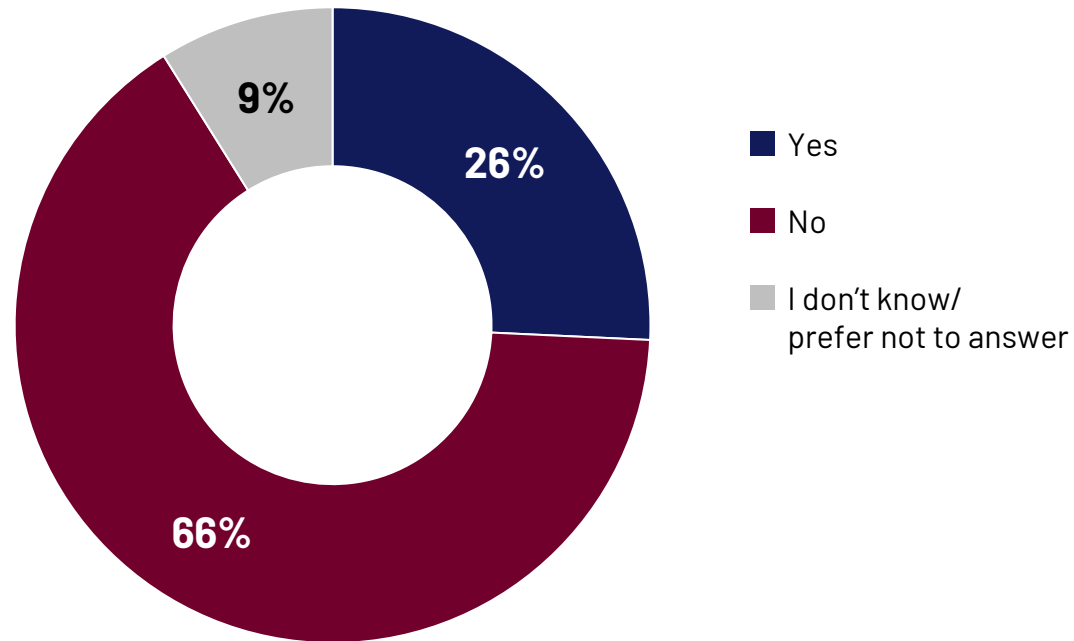


Base: All respondents - Sept 2024 (1190)  
 Q12. Do you own an electric car?  
 Base: Those who do not own an electric car (1085)  
 Q13. Will the next car you purchase be an electric car?  
 Base: Those who do not own an electric car and who will not purchase an electric car next (557)  
 Q14. Which of the following common concerns are preventing you from purchasing an electric car?



# Only one-quarter (26%) believe that the federal government's mandate that all new cars sold in the country must be electric by 2035 is realistic. Two-thirds (66%) say it is not.

Perception of federal government's mandate that all new cars must be electric by 2035 is realistic



Base: All respondents - Sept 2024 (1190)

Q15. As mentioned earlier, the federal government adopted a mandate imposing that all new cars sold in the country must be electric by 2035.

Do you believe such a timeline is realistic?

# Perception of federal government’s mandate that all new cars must be electric by 2035 is realistic by socio-demographic group

	TOTAL [A]	GENDER		AGE			REGION			
		Male [B]	Female [C]	18 to 34 years [D]	35 to 54 years [E]	55+ years [F]	West [G]	Ontario [H]	Quebec [I]	Atlantic [J]
Base:	1190	572	618	317	407	466	320	387	407	76
Yes	26%	29% C	23%	42% EF	26% F	14%	24%	30% I	23%	23%
No	66%	67%	64%	49%	66% D	77% DE	68%	62%	68%	65%
I don’t know / Prefer not to answer	9%	5%	12% B	9%	8%	9%	9%	8%	9%	11%

Base: All respondents – Sept 2024 (1190)

Q15. As mentioned earlier, the federal government adopted a mandate imposing that all new cars sold in the country must be electric by 2035.

Do you believe such a timeline is realistic?

**ABCDEFGHIJ** Significantly higher than subgroup indicated by letter.

# THANK YOU

Derek Brasier  
Vice President  
[Derek.Brasier@Ipsos.com](mailto:Derek.Brasier@Ipsos.com)

Hyejin Park  
Account Manager  
[Hyejin.Park@Ipsos.com](mailto:Hyejin.Park@Ipsos.com)