

SOUTH AFRICANS SHOW RENEWED OPTIMISM

Are we turning the corner?

Ipsos in South Africa
10 October 2024

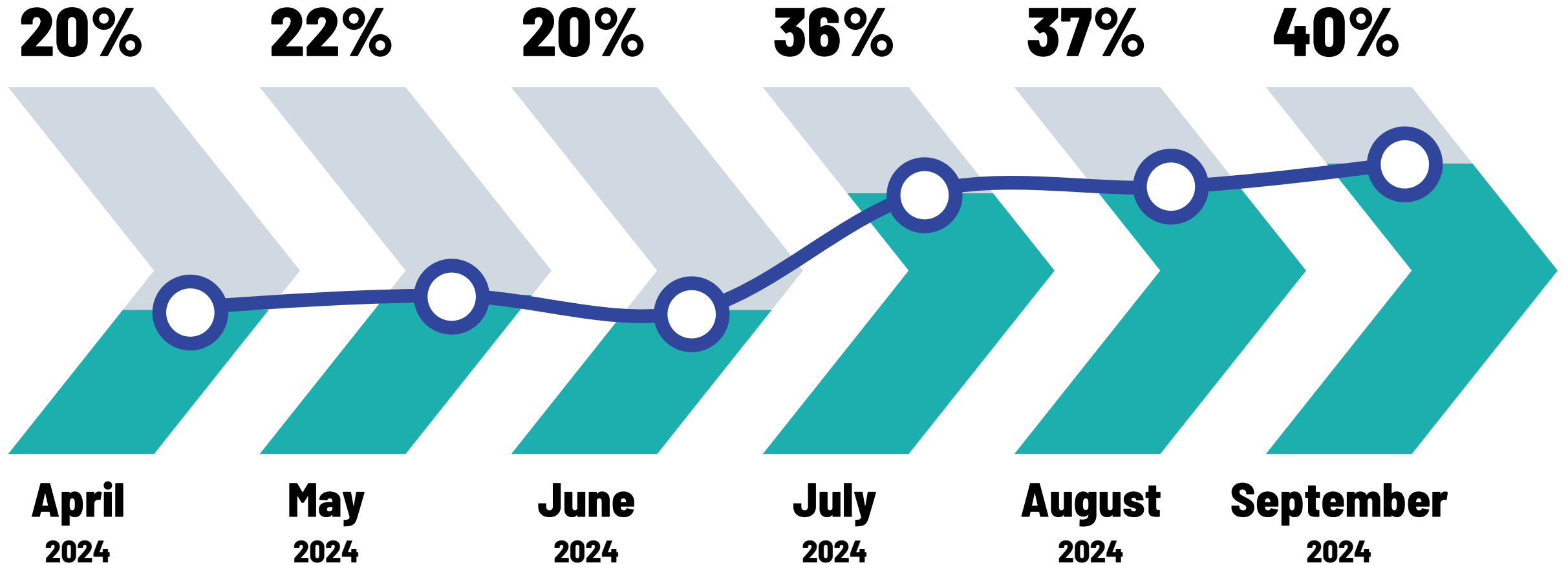


© 2024 Ipsos. All rights reserved.
Contains Ipsos' Confidential and
Proprietary information and may not
be disclosed or reproduced without
the prior written consent of Ipsos.



Right direction

Q: Would you say things in this country are heading in the right direction, or are they off on the wrong track?

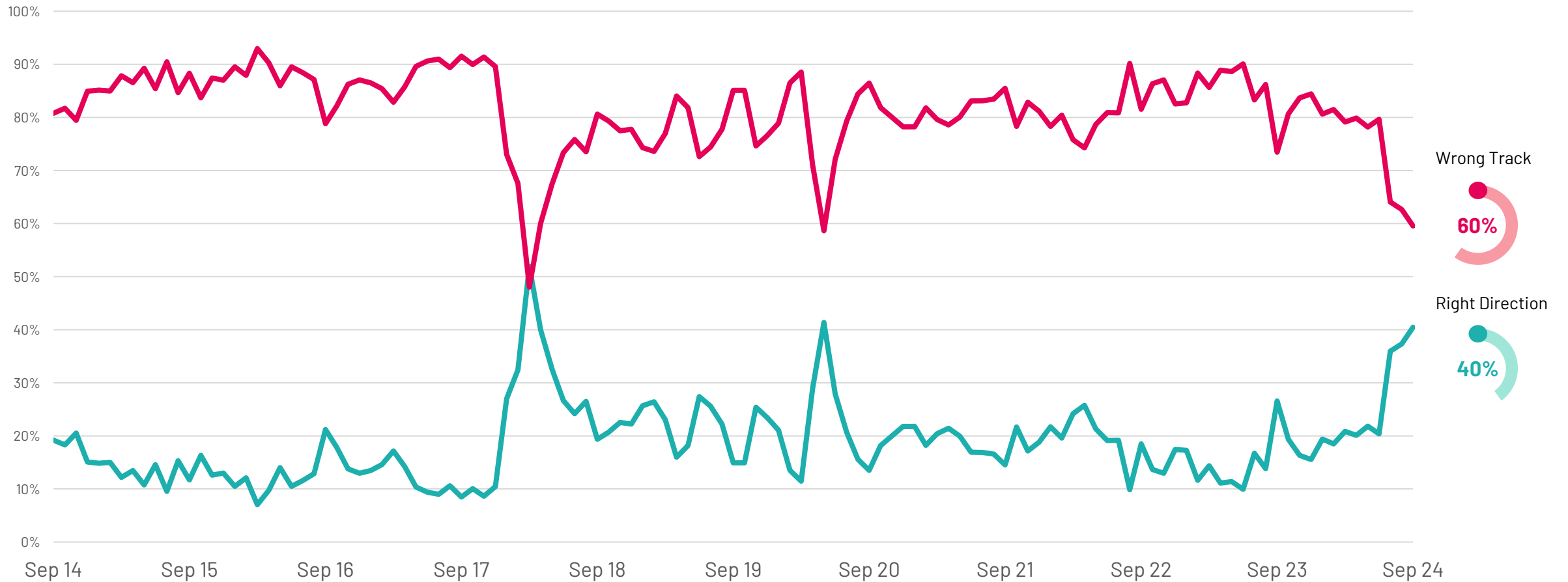


South Africans show renewed optimism: Are we turning the corner? (10 October 2024)

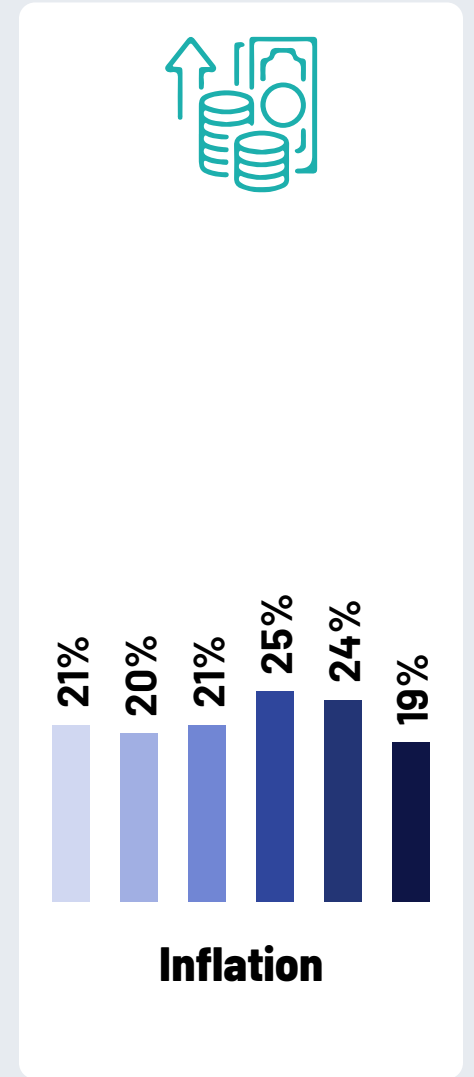
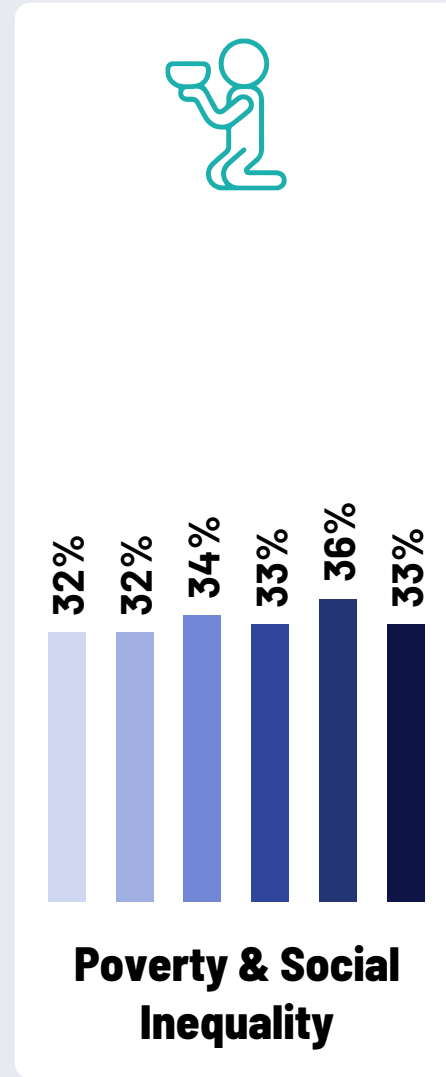
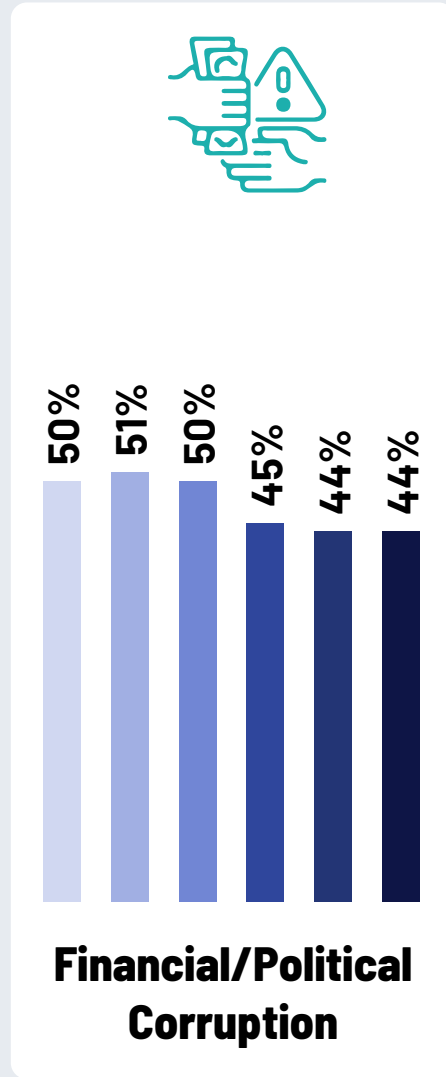
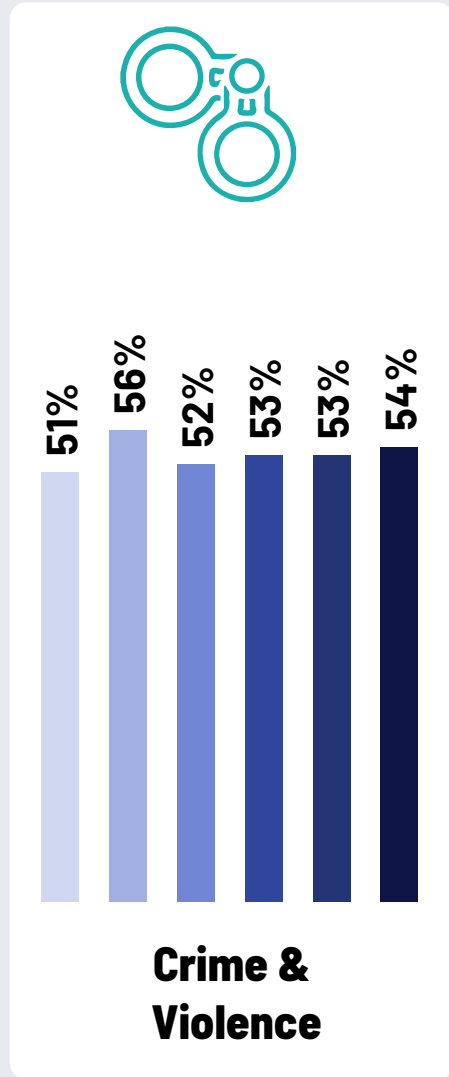
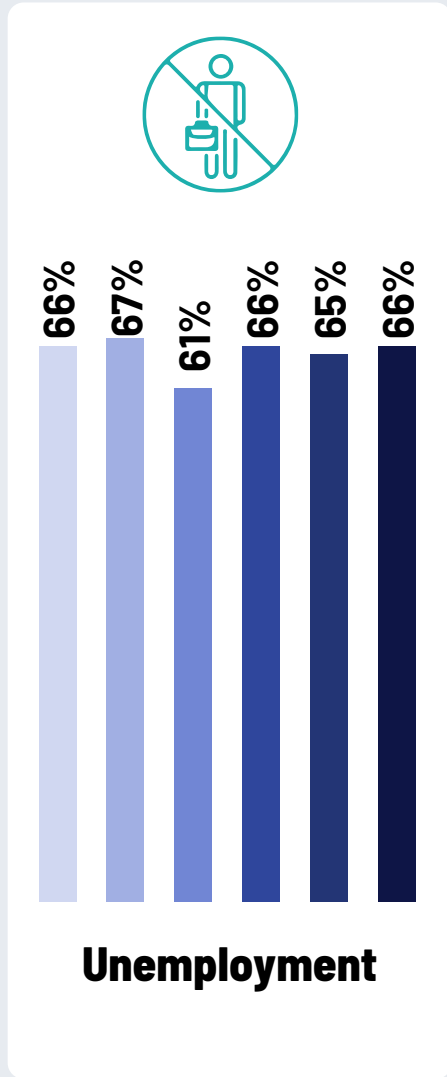
© Ipsos 2024

South Africa Right/Wrong Direction

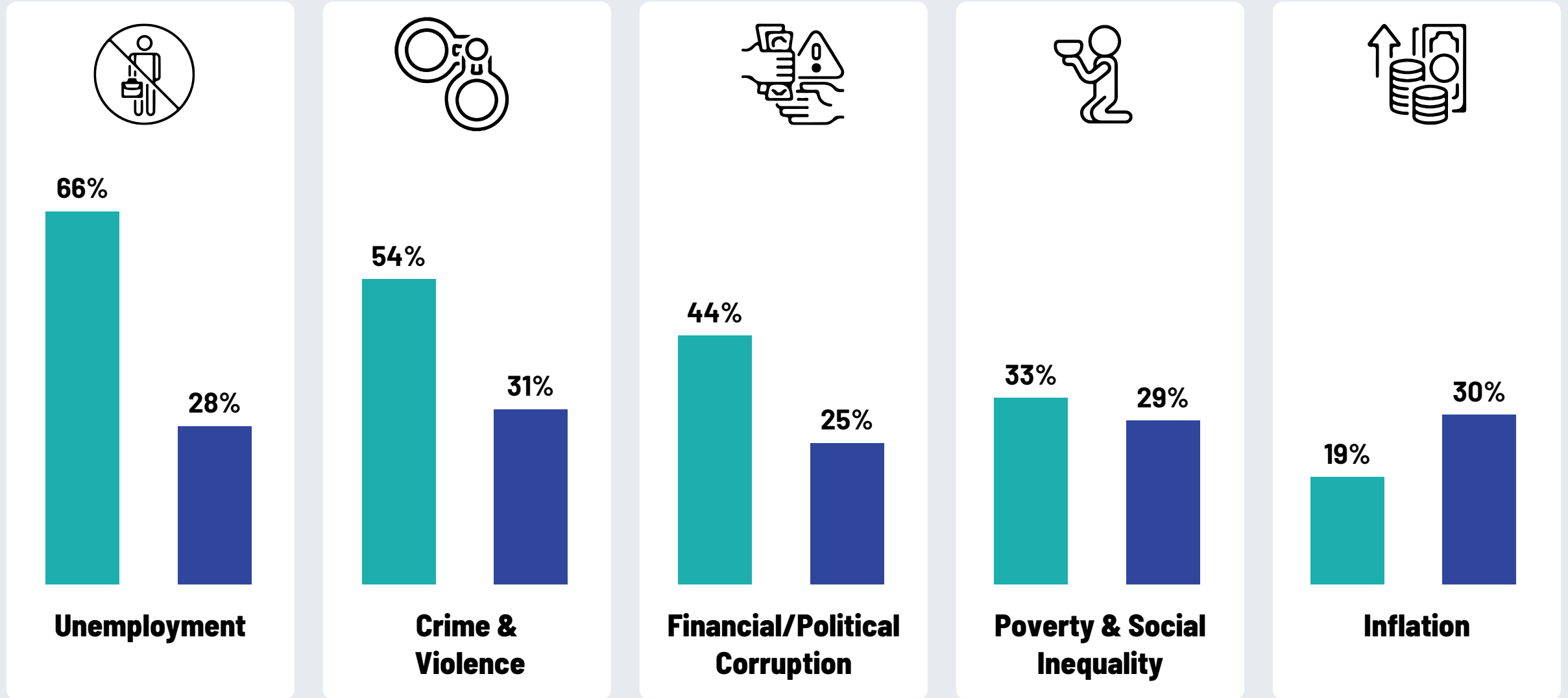
Q: Would you say things in this country are heading in the right direction, or are they off on the wrong track?



What Worries the World - South Africa



What Worries the World – South Africa



South Africans show renewed optimism: Are we turning the corner? (10 October 2024)

© Ipsos 2024

1. Crime & Violence

Base: Representative sample of 24,720 adults aged 16-74 in 29 participating countries, August 23rd 2024 - September 6th 2024.

Source: Ipsos Global Advisor. Global score is a Global Country Average. See methodology for details. **Filter:** Country: World | Current Wave: Sep 24

Country	% choosing crime & violence as a worry	Change from 12-month	
		last month	change
World	31%	+2	-1
Chile	65%	+4	+5
Sweden	65%	+7	+8
Mexico	54%	+7	-4
South Africa	54%	+1	-3
Peru	52%	+4	-11
Brazil	40%	-2	-1
Malaysia	40%	+9	+20
Argentina	40%	+2	-13
Colombia	37%	-2	-5
Germany	37%	+6	+13
France	35%	+3	+1
Great Britain	34%	+5	+16
Australia	33%	+5	+4
Israel	29%	+5	-19
US	28%	-1	-9
Belgium	27%	=	+1
Thailand	26%	+2	+4
Italy	25%	+1	=
South Korea	21%	+4	-21
Netherlands	21%	+2	+1
India	21%	+1	-7
Türkiye	20%	-3	+1
Spain	19%	-4	+2
Singapore	19%	+11	+11
Canada	19%	+3	+3
Indonesia	17%	-4	-5
Japan	12%	-1	-6
Poland	11%	+1	+4
Hungary	7%	-3	=

2. Inflation

Base: Representative sample of 24,720 adults aged 16-74 in 29 participating countries, August 23rd 2024 - September 6th 2024.

Source: Ipsos Global Advisor. Global score is a Global Country Average. See methodology for details. **Filter:** Country: World | Current Wave: Sep 24

Country	% choosing inflation as a worry	Change from 12-month	
		last month	change
World	30%	-2	-8
Türkiye	52%	+2	-5
Argentina	48%	-4	-18
Australia	48%	-2	-5
US	48%	+2	+5
Singapore	47%	-20	-12
Canada	43%	-7	-15
Poland	34%	-9	-17
France	33%	-7	-7
Malaysia	32%	+1	-8
South Korea	31%	-2	=
Hungary	30%	-8	-16
India	30%	-1	-16
Great Britain	30%	+3	-13
Japan	29%	+4	=
Spain	28%	+2	-5
Mexico	28%	+3	-3
Italy	26%	+2	-6
Colombia	26%	+3	-5
Thailand	25%	-4	-2
Chile	25%	-6	-10
Belgium	24%	+3	-6
Germany	23%	-9	-19
Peru	23%	+12	-3
Brazil	22%	-1	-1
Israel	21%	+5	-1
South Africa	19%	-5	-5
Indonesia	18%	-2	+1
Netherlands	17%	-4	-5
Sweden	17%	-4	-16

3. Poverty & Social Inequality

Base: Representative sample of 24,720 adults aged 16-74 in 29 participating countries, August 23rd 2024 - September 6th 2024.

Source: Ipsos Global Advisor. Global score is a Global Country Average. See methodology for details. **Filter:** Country: World | Current Wave: Sep 24

Country	% choosing poverty & social inequality as a worry	Change from 12-month	
		last month	change
World	29%	-2	-2
Thailand	47%	=	+4
Indonesia	44%	-1	=
Argentina	41%	-2	=
Türkiye	39%	+8	+5
Hungary	39%	+2	-1
Brazil	38%	=	-5
Netherlands	36%	+4	-6
Japan	34%	+2	-1
South Africa	33%	-3	-1
Mexico	32%	+6	=
Peru	32%	-19	-3
Colombia	31%	-10	-3
Australia	29%	+2	+3
France	28%	-1	+3
Great Britain	27%	-5	-1
Italy	27%	=	-2
Canada	26%	=	=
Germany	26%	-7	-11
Malaysia	25%	-6	-11
Chile	25%	+3	-6
South Korea	24%	-2	-2
Poland	23%	=	+6
Belgium	23%	-1	-3
Spain	23%	-6	-4
India	20%	+1	+2
US	19%	-3	-1
Israel	17%	-4	-11
Sweden	17%	-6	-6
Singapore	13%	-17	-7

4. Unemployment

Base: Representative sample of 24,720 adults aged 16-74 in 29 participating countries, August 23rd 2024 - September 6th 2024.

Source: Ipsos Global Advisor. Global score is a Global Country Average. See methodology for details. **Filter:** Country: World | Current Wave: Sep 24

Country	% choosing unemployment as a worry	Change from 12-month	
		last month	change
World	28%	+1	+2
South Africa	66%	+1	+2
Argentina	51%	=	+20
Colombia	49%	+6	+11
Indonesia	49%	+4	+11
South Korea	41%	+4	+9
Peru	37%	-2	+4
Chile	36%	+4	+6
Spain	36%	+2	-2
Mexico	35%	-11	+2
Italy	33%	+1	-5
Thailand	31%	+1	+4
Singapore	30%	-8	-4
India	30%	-3	-9
Malaysia	29%	=	-5
Canada	25%	+8	+10
Türkiye	24%	+3	-1
Brazil	24%	+3	-2
Australia	21%	-1	-3
Hungary	20%	+8	+4
Belgium	19%	+3	+3
Sweden	19%	+2	+7
Poland	18%	-1	+9
US	16%	+2	=
Japan	14%	-2	-6
Great Britain	12%	-4	-1
France	12%	=	+3
Germany	11%	+1	+1
Israel	9%	-2	-3
Netherlands	5%	-3	=

5. Financial/ Political Corruption

Base: Representative sample of 24,720 adults aged 16-74 in 29 participating countries, August 23rd 2024 - September 6th 2024.

Source: Ipsos Global Advisor. Global score is a Global Country Average. See methodology for details. **Filter:** Country: World | Current Wave: Sep 24

Country	% choosing financial/political corruption as a worry	Change from 12-month	
		last month	change
World	25%	+1	-1
Indonesia	63%	+5	+9
Peru	51%	+10	=
Thailand	44%	+4	-1
South Africa	44%	=	-7
Malaysia	42%	-2	-8
South Korea	36%	-2	+2
Hungary	35%	-8	-11
Colombia	34%	+3	-2
Chile	28%	+1	-8
Poland	28%	+5	-2
Spain	27%	+2	+7
Japan	27%	+2	+13
Israel	27%	+4	-4
Brazil	26%	-2	-3
Mexico	25%	+3	-6
Argentina	24%	+6	-3
India	22%	+1	-4
Türkiye	19%	=	+6
US	17%	-3	-6
Singapore	13%	+6	-4
Belgium	13%	+2	-6
Italy	12%	-1	+2
Australia	12%	-3	+2
Canada	10%	+2	-2
Great Britain	10%	=	-6
France	9%	+2	+2
Sweden	8%	-3	+3
Netherlands	7%	-1	-4
Germany	7%	-2	-3

Methodology

This 29-country Global Advisor survey was conducted between August 23rd 2024 and September 6th 2024 via the Ipsos Online Panel system among 24,720 adults aged 18-74 in Canada, Israel, Malaysia, South Africa, Türkiye and the United States, 20-74 in Indonesia and Thailand, 21-74 in Singapore, and 16-74 in all other nations.

The "Global Country Average" reflects the average result for all the countries where the survey was conducted. It has not been adjusted to the population size of each country and is not intended to suggest a total result."

The sample consists of approximately 1000+ individuals in each of Australia, Belgium, Brazil, Canada, France, Germany, Great Britain, Italy, Japan, Spain, Sweden, and the US, and approximately 500+ individuals in each of Argentina, Chile, Colombia, Hungary, Indonesia, Israel, Malaysia, Mexico, the Netherlands, Peru, Poland, Singapore, South Africa, South Korea, Thailand and Türkiye.

The sample in India consists of approximately 2,200 individuals, of whom approximately 1,800 were interviewed face-to-face and 400 were interviewed online.

The samples in Argentina, Australia, Belgium, Canada, France, Germany, Great Britain, Hungary, Italy, Japan, the Netherlands, Poland, South Korea, Spain, Sweden, and the US can be taken as representative of these countries' general adult population under the age of 75.

The samples in Brazil, Chile, Colombia, India, Indonesia, Malaysia, Mexico, Peru, Singapore, South Africa, Thailand and Türkiye are more urban, more educated, and/or more affluent than the general population. The survey results for these markets should be viewed as reflecting the views of the more "connected" segment of these populations.


India's sample represents a large subset of its urban population — social economic classes A, B and C in metros and tier 1-3 town classes across all four zones.

Weighting has been employed to balance demographics and ensure that the sample's composition reflects that of the adult population according to the most recent census data.

The precision of Ipsos online polls are calculated using a credibility interval with a poll of 1,000 accurate to +/- 3.5 percentage points and of 500 accurate to +/- 5.0 percentage points. For more information on the Ipsos use of credibility intervals, please visit the Ipsos website.

Where results do not sum to 100 or the 'difference' appears to be +/-1 more/less than the actual, this may be due to rounding, multiple responses, or the exclusion of don't knows or not stated responses


The publication of these findings abides by local rules and regulations.





THANK YOU

CONTACT US


 southafrica@ipsos.com

 011 709 7800

 3021 Winnie Mandela Drive, Bryanston, Johannesburg, 2181

 Ground Floor – Golf Park 4, Raapenberg Road, Pinelands, Cape Town, 7405

CONNECT WITH US

 [@ipsos-south-africa](https://www.linkedin.com/company/ipsos-south-africa)

 www.ipsos.com/en-za

 [@IpsosSouthAfrica](https://www.facebook.com/ipsosSouthAfrica)

 [@ipsos-south-africa](https://www.youtube.com/@ipsos-south-africa)

 [@ipsosouthafrica](https://www.instagram.com/ipsosouthafrica)

 [@ipsos_sa](https://twitter.com/ipsos_sa)

© 2024 Ipsos. All rights reserved.
Contains Ipsos' Confidential and
Proprietary information and may not
be disclosed or reproduced without
the prior written consent of Ipsos.

