



IPSOS ISSUES MONITOR MARCH 2024

The top issues facing Australia

Mark Davis

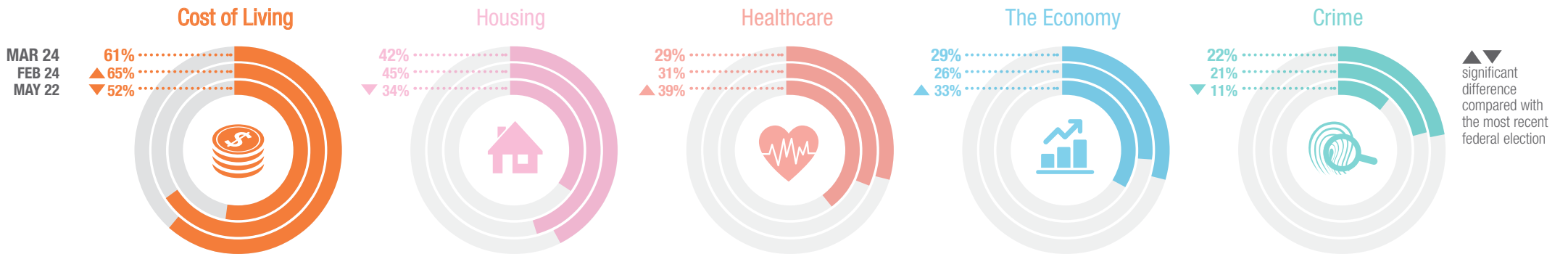
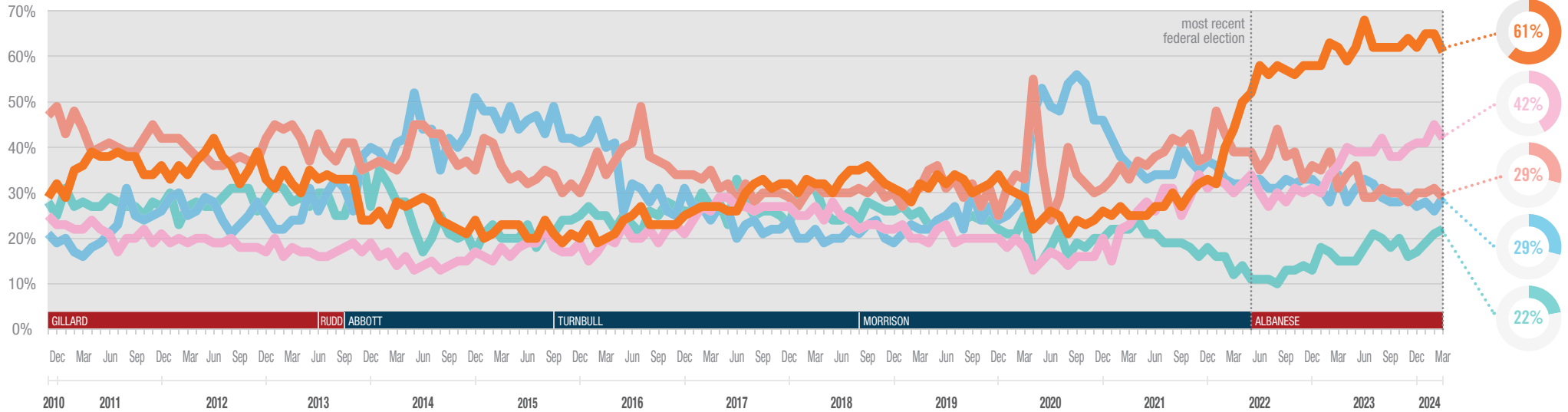
Managing Director, Public Affairs, Australia and New Zealand

mark.davis@ipsos.com

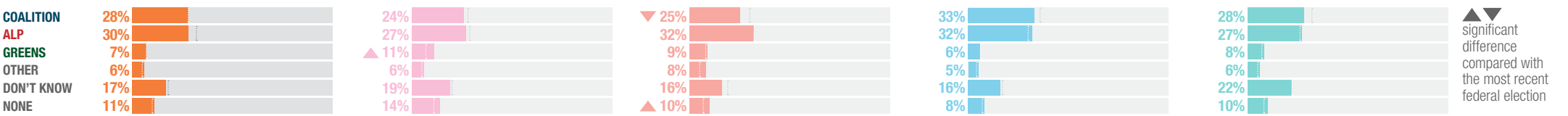
(03) 9946 0826



Each month we ask 1,000 Australians to select the three most important issues facing the nation. The top five issues facing Australia in March 2024 are shown below. A summary of all issues facing Australia can be found overleaf. If you would like to know more about the Ipsos Issues Monitor, or Ipsos Public Affairs, please contact Mark Davis.



Party most capable to manage the top issues facing Australia





IPSOS ISSUES MONITOR MARCH 2023

The top issues facing Australia

Mark Davis

Managing Director, Public Affairs, Australia and New Zealand

mark.davis@ipsos.com

(03) 9946 0826



	2010	2011	2012	2013	2014	2015	2016	2017	2018	2019	2020	2021	2022	2023	JAN 2023	FEB 2024	MAR 2024
Cost of Living	30%	36%	36%	31%	25%	21%	23%	29%	33%	32%	25%	28%	52%	62%	65%	65%	61%
Housing	24%	21%	19%	18%	15%	18%	20%	27%	24%	20%	17%	27%	31%	38%	41%	45%	42%
Healthcare	48%	42%	39%	40%	39%	34%	38%	31%	30%	31%	34%	38%	39%	32%	30%	31%	29%
The Economy	20%	22%	26%	29%	42%	45%	33%	24%	21%	24%	45%	36%	33%	30%	28%	26%	29%
Crime	27%	28%	28%	29%	24%	22%	25%	27%	27%	24%	19%	20%	13%	18%	19%	21%	22%
Petrol Prices	8%	15%	14%	11%	7%	4%	4%	6%	11%	9%	5%	8%	22%	17%	14%	15%	18%
Environment	20%	18%	13%	12%	10%	10%	12%	13%	16%	25%	25%	25%	21%	16%	13%	13%	15%
Immigration	20%	23%	22%	23%	20%	20%	20%	19%	21%	19%	11%	10%	7%	7%	11%	10%	12%
Poverty	10%	10%	10%	11%	13%	12%	13%	14%	15%	16%	15%	17%	15%	14%	14%	12%	10%
Personal Debt	15%	13%	12%	9%	6%	5%	7%	10%	10%	10%	9%	8%	9%	11%	10%	10%	9%
Taxation	6%	7%	8%	6%	8%	10%	10%	8%	8%	7%	6%	7%	7%	8%	8%	9%	9%
Population	10%	8%	7%	7%	6%	6%	6%	8%	13%	12%	8%	7%	5%	7%	8%	8%	8%
Unemployment	10%	10%	17%	21%	26%	26%	24%	23%	18%	16%	35%	23%	10%	8%	7%	8%	8%
Education	15%	12%	16%	19%	20%	17%	18%	14%	13%	13%	11%	12%	9%	8%	6%	5%	8%
Drug Abuse	13%	12%	12%	12%	13%	16%	17%	16%	15%	14%	11%	10%	6%	6%	5%	6%	5%
Indigenous Issues	4%	3%	3%	2%	2%	2%	3%	3%	3%	4%	5%	6%	5%	6%	6%	4%	4%
Transport	10%	10%	10%	9%	7%	7%	8%	8%	10%	9%	5%	5%	5%	5%	4%	4%	4%
Defence	5%	4%	3%	3%	8%	16%	12%	14%	8%	7%	6%	8%	8%	5%	6%	5%	4%
Racism	6%	6%	5%	6%	7%	8%	8%	7%	5%	5%	6%	6%	4%	4%	4%	3%	4%