



# IPSOS ISSUES MONITOR JUNE 2024

## The top issues facing Australia

Mark Davis

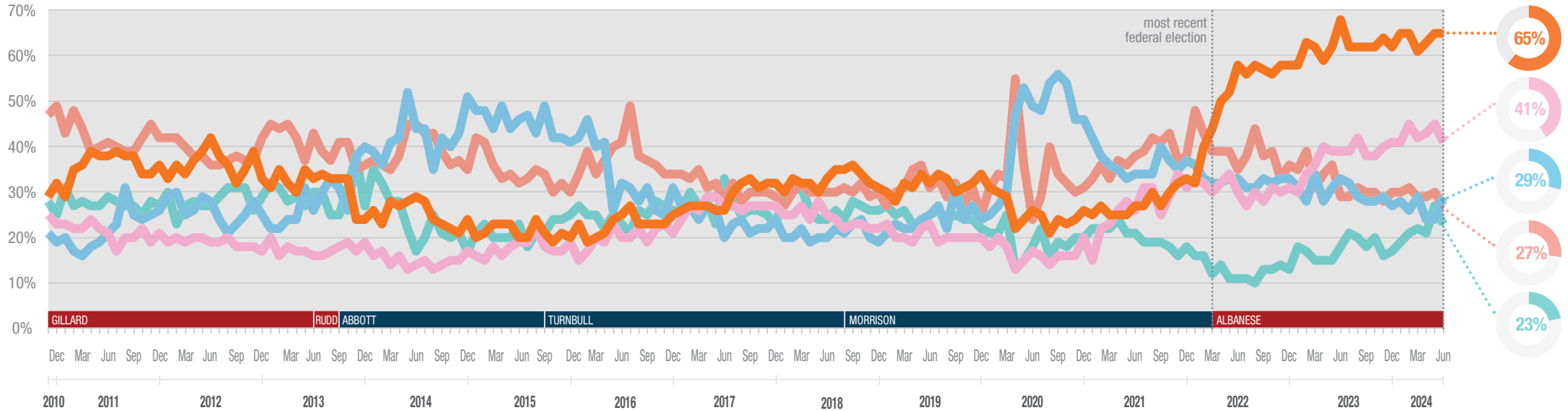
Managing Director, Public Affairs, Australia and New Zealand

mark.davis@ipsos.com

(03) 9946 0826

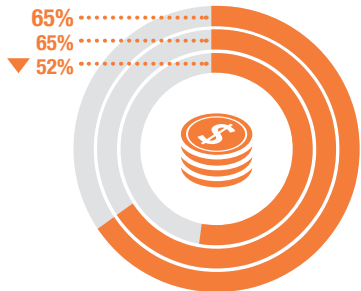


Each month we ask 1,000 Australians to select the three most important issues facing the nation. The top five issues facing Australia in June 2024 are shown below. A summary of all issues facing Australia can be found overleaf. If you would like to know more about the Ipsos Issues Monitor, or Ipsos Public Affairs, please contact Mark Davis.

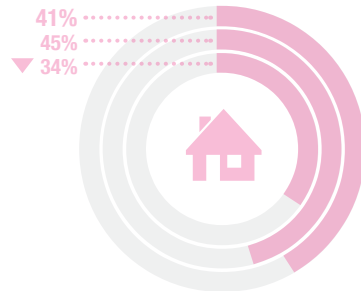


### Cost of Living

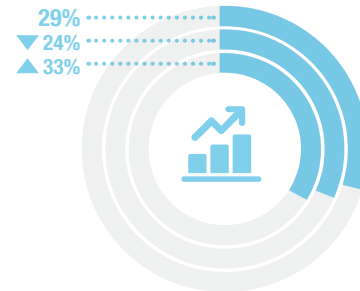
JUN 24  
MAY 24  
MAY 22



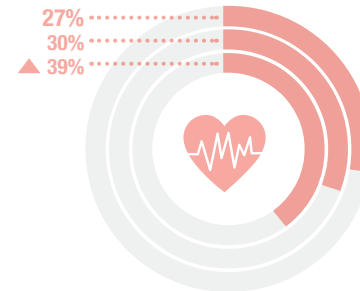
### Housing



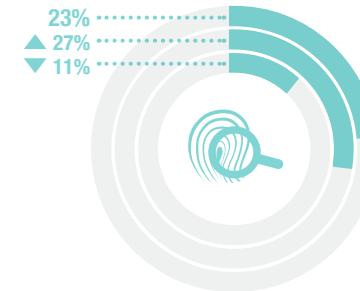
### The Economy



### Healthcare



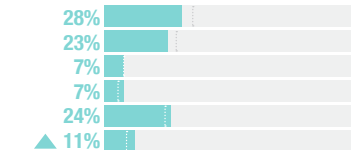
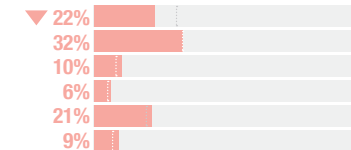
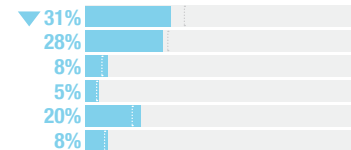
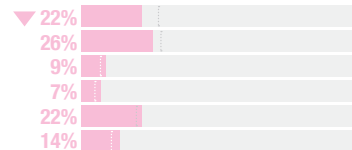
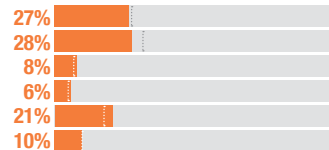
### Crime



▲▼ significant difference compared with the most recent federal election

### Party most capable to manage the top issues facing Australia

COALITION  
ALP  
GREENS  
OTHER  
DON'T KNOW  
NONE



▲▼ significant difference compared with the most recent federal election



# IPSOS ISSUES MONITOR JUNE 2024

The top issues facing Australia

Mark Davis

Managing Director, Public Affairs, Australia and New Zealand

mark.davis@ipsos.com

(03) 9946 0826



	2010	2011	2012	2013	2014	2015	2016	2017	2018	2019	2020	2021	2022	2023	JAN 2024	FEB 2024	MAR 2024	APR 2024	MAY 2024	JUN 2024
<b>Cost of Living</b>	30%	36%	36%	31%	25%	21%	23%	29%	33%	32%	25%	28%	52%	62%	65%	65%	61%	63%	65%	65%
<b>Housing</b>	24%	21%	19%	18%	15%	18%	20%	27%	24%	20%	17%	27%	31%	38%	41%	45%	42%	43%	45%	41%
<b>The Economy</b>	20%	22%	26%	29%	42%	45%	33%	24%	21%	24%	45%	36%	33%	30%	28%	26%	29%	24%	24%	29%
<b>Healthcare</b>	48%	42%	39%	40%	39%	34%	38%	31%	30%	31%	34%	38%	39%	32%	30%	31%	29%	29%	30%	27%
<b>Crime</b>	27%	28%	28%	29%	24%	22%	25%	27%	27%	24%	19%	20%	13%	18%	19%	21%	22%	21%	27%	23%
<b>Immigration</b>	20%	23%	22%	23%	20%	20%	20%	19%	21%	19%	11%	10%	7%	7%	11%	10%	12%	14%	11%	16%
<b>Petrol Prices</b>	8%	15%	14%	11%	7%	4%	4%	6%	11%	9%	5%	8%	22%	17%	14%	15%	18%	13%	18%	14%
<b>Environment</b>	20%	18%	13%	12%	10%	10%	12%	13%	16%	25%	25%	25%	21%	16%	13%	13%	15%	17%	12%	13%
<b>Poverty</b>	10%	10%	10%	11%	13%	12%	13%	14%	15%	16%	15%	17%	15%	14%	14%	12%	10%	11%	11%	10%
<b>Personal Debt</b>	15%	13%	12%	9%	6%	5%	7%	10%	10%	10%	9%	8%	9%	11%	10%	10%	9%	9%	10%	10%
<b>Taxation</b>	6%	7%	8%	6%	8%	10%	10%	8%	8%	7%	6%	7%	7%	8%	8%	9%	9%	8%	8%	9%
<b>Population</b>	10%	8%	7%	7%	6%	6%	6%	8%	13%	12%	8%	7%	5%	7%	8%	8%	8%	10%	7%	9%
<b>Unemployment</b>	10%	10%	17%	21%	26%	26%	24%	23%	18%	16%	35%	23%	10%	8%	7%	8%	8%	7%	6%	8%
<b>Education</b>	15%	12%	16%	19%	20%	17%	18%	14%	13%	13%	11%	12%	9%	8%	6%	5%	8%	8%	7%	6%
<b>Defence</b>	5%	4%	3%	3%	8%	16%	12%	14%	8%	7%	6%	8%	8%	5%	6%	5%	4%	5%	4%	5%
<b>Drug Abuse</b>	13%	12%	12%	12%	13%	16%	17%	16%	15%	14%	11%	10%	6%	6%	5%	6%	5%	4%	6%	5%
<b>Transport</b>	10%	10%	10%	9%	7%	7%	8%	8%	10%	9%	5%	5%	5%	5%	4%	4%	4%	4%	3%	5%
<b>Indigenous Issues</b>	4%	3%	3%	2%	2%	2%	3%	3%	3%	4%	5%	6%	5%	6%	6%	4%	4%	6%	3%	5%
<b>Racism</b>	6%	6%	5%	6%	7%	8%	8%	7%	5%	5%	6%	6%	4%	4%	4%	3%	4%	4%	3%	3%

