



# IPSOS ISSUES MONITOR AUGUST 2024

## The top issues facing Australia

Mark Davis

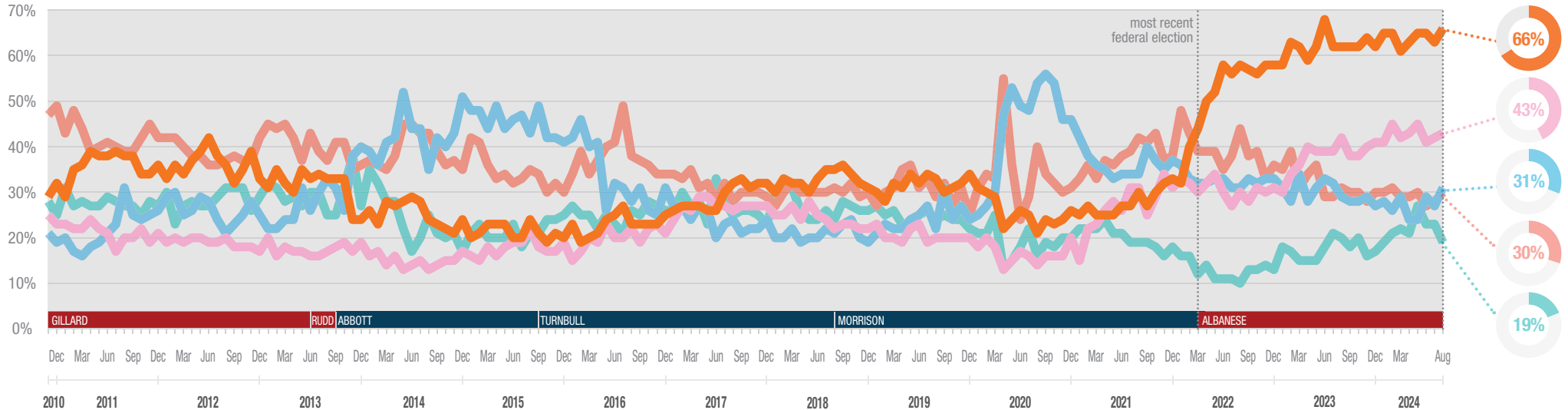
Managing Director, Public Affairs, Australia and New Zealand

mark.davis@ipsos.com

(03) 9946 0826

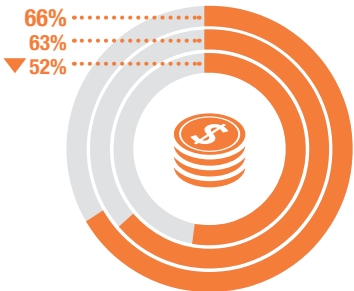


The Ipsos Issues Monitor is Australia's longest running ongoing survey of community concerns. We've checked-in with 1000 Australians' worries each and every month for more than a decade. So, what are we most concerned about, how do these worries change, and which political party do we believe is most capable of addressing these issues?

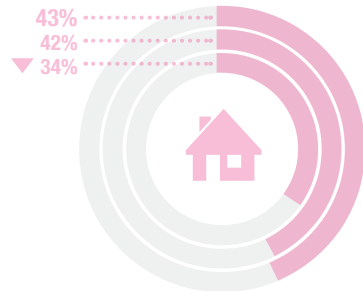


### Cost of Living

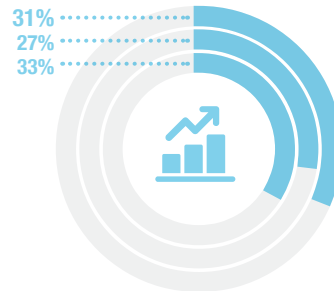
AUG 24  
JUL 24  
MAY 22



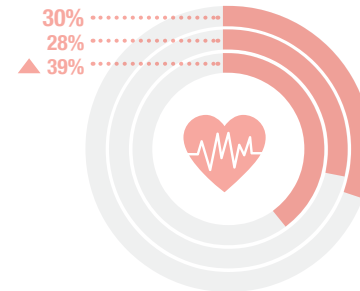
### Housing



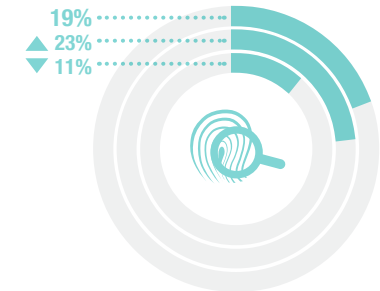
### The Economy



### Healthcare



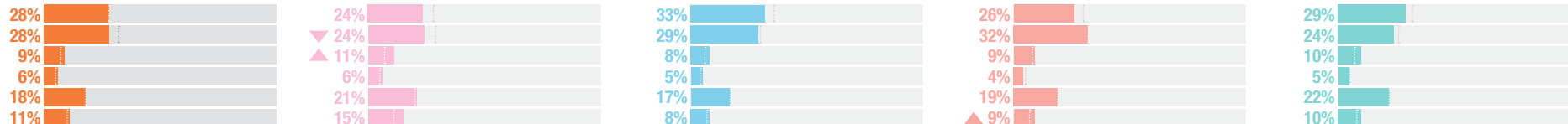
### Crime



▲▼ significant difference compared with the current month

### Party most capable to manage the top issues facing Australia

COALITION  
ALP  
GREENS  
OTHER  
DON'T KNOW  
NONE



▲▼ significant difference compared with the most recent federal election



# IPSOS ISSUES MONITOR AUGUST 2024

The top issues facing Australia

Mark Davis

Managing Director, Public Affairs, Australia and New Zealand

✉ mark.davis@ipsos.com

☎ (03) 9946 0826



	2010	2011	2012	2013	2014	2015	2016	2017	2018	2019	2020	2021	2022	2023	JAN 2024	FEB 2024	MAR 2024	APR 2024	MAY 2024	JUN 2024	JUL 2024	AUG 2024
<b>Cost of Living</b>	30%	36%	36%	31%	25%	21%	23%	29%	33%	32%	25%	28%	52%	62%	65%	65%	61%	63%	65%	65%	63%	66%
<b>Housing</b>	24%	21%	19%	18%	15%	18%	20%	27%	24%	20%	17%	27%	31%	38%	41%	45%	42%	43%	45%	41%	42%	43%
<b>The Economy</b>	20%	22%	26%	29%	42%	45%	33%	24%	21%	24%	45%	36%	33%	30%	28%	26%	29%	24%	24%	29%	27%	31%
<b>Healthcare</b>	48%	42%	39%	40%	39%	34%	38%	31%	30%	31%	34%	38%	39%	32%	30%	31%	29%	29%	30%	27%	28%	30%
<b>Crime</b>	27%	28%	28%	29%	24%	22%	25%	27%	27%	24%	19%	20%	13%	18%	19%	21%	22%	21%	27%	23%	23%	19%
<b>Immigration</b>	20%	23%	22%	23%	20%	20%	20%	19%	21%	19%	11%	10%	7%	7%	11%	10%	12%	14%	11%	16%	13%	13%
<b>Poverty</b>	10%	10%	10%	11%	13%	12%	13%	14%	15%	16%	15%	17%	15%	14%	14%	12%	10%	11%	11%	10%	13%	13%
<b>Petrol Prices</b>	8%	15%	14%	11%	7%	4%	4%	6%	11%	9%	5%	8%	22%	17%	14%	15%	18%	13%	18%	14%	13%	12%
<b>Environment</b>	20%	18%	13%	12%	10%	10%	12%	13%	16%	25%	25%	25%	21%	16%	13%	13%	15%	17%	12%	13%	12%	11%
<b>Personal Debt</b>	15%	13%	12%	9%	6%	5%	7%	10%	10%	10%	9%	8%	9%	11%	10%	10%	9%	9%	10%	10%	10%	10%
<b>Population</b>	10%	8%	7%	7%	6%	6%	6%	8%	13%	12%	8%	7%	5%	7%	8%	8%	8%	10%	7%	9%	7%	8%
<b>Unemployment</b>	10%	10%	17%	21%	26%	26%	24%	23%	18%	16%	35%	23%	10%	8%	7%	8%	8%	7%	6%	8%	10%	8%
<b>Education</b>	15%	12%	16%	19%	20%	17%	18%	14%	13%	13%	11%	12%	9%	8%	6%	5%	8%	8%	7%	6%	8%	7%
<b>Taxation</b>	6%	7%	8%	6%	8%	10%	10%	8%	8%	7%	6%	7%	7%	8%	8%	9%	9%	8%	8%	9%	8%	6%
<b>Drug Abuse</b>	13%	12%	12%	12%	13%	16%	17%	16%	15%	14%	11%	10%	6%	6%	5%	6%	5%	4%	6%	5%	6%	6%
<b>Defence</b>	5%	4%	3%	3%	8%	16%	12%	14%	8%	7%	6%	8%	8%	5%	6%	5%	4%	5%	4%	5%	4%	5%
<b>Transport</b>	10%	10%	10%	9%	7%	7%	8%	8%	10%	9%	5%	5%	5%	5%	4%	4%	4%	4%	3%	5%	5%	5%
<b>Indigenous Issues</b>	4%	3%	3%	2%	2%	2%	3%	3%	3%	4%	5%	6%	5%	6%	6%	4%	4%	6%	3%	5%	3%	4%
<b>Racism</b>	6%	6%	5%	6%	7%	8%	8%	7%	5%	5%	6%	6%	4%	4%	4%	3%	4%	4%	3%	3%	4%	3%

