



IPSOS ISSUES MONITOR DECEMBER 2024

The top issues facing Australia

Mark Davis

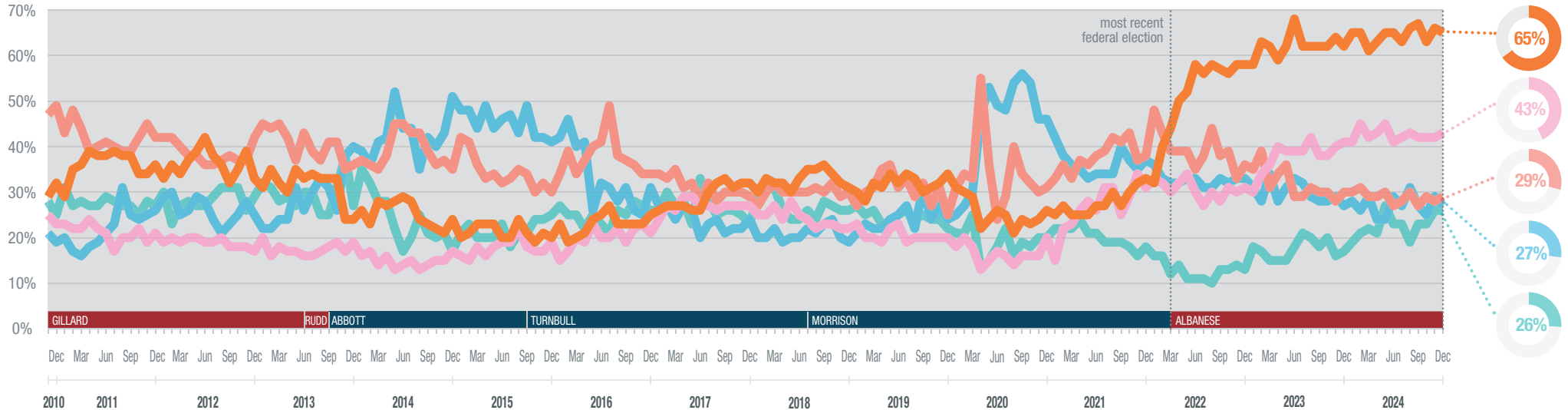
Managing Director, Public Affairs, Australia and New Zealand

mark.davis@ipsos.com

(03) 9946 0826

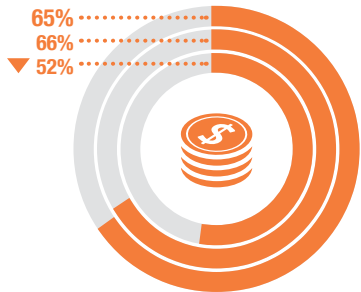


Each month we ask 1,000 Australians to select the three most important issues facing the nation. The top five issues facing Australia in December 2024 are shown below. A summary of all issues facing Australia can be found overleaf. If you would like to know more about the Ipsos Issues Monitor, or Ipsos Public Affairs, please contact Mark Davis.

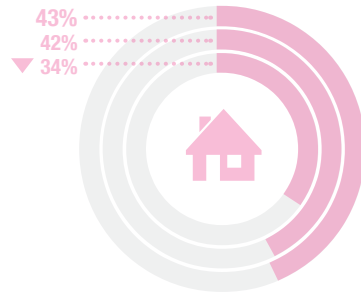


Cost of Living

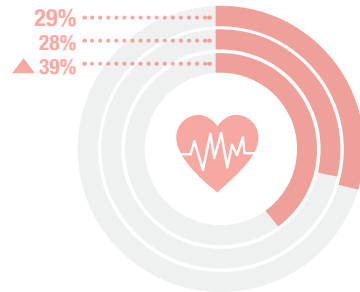
DEC 24
NOV 24
MAY 22



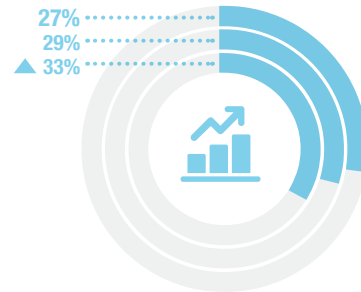
Housing



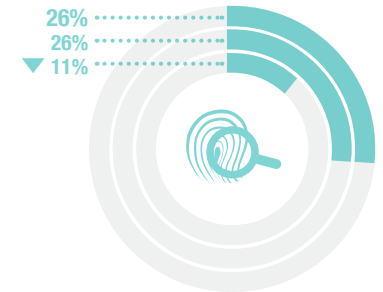
Healthcare



The Economy



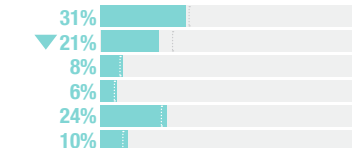
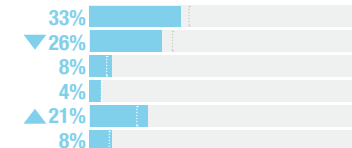
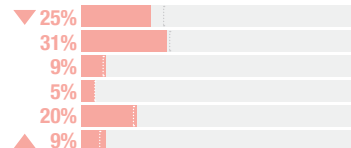
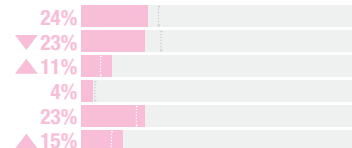
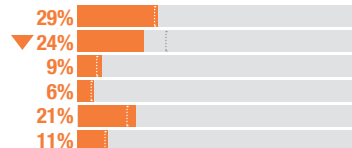
Crime



▲ ▼
significant difference compared with the current month

Party most capable to manage the top issues facing Australia

COALITION
ALP
GREENS
OTHER
DON'T KNOW
NONE



▲ ▼
significant difference compared with the most recent federal election



IPSOS ISSUES MONITOR DECEMBER 2024

The top issues facing Australia

Mark Davis

Managing Director, Public Affairs, Australia and New Zealand

mark.davis@ipsos.com

(03) 9946 0826



	2010	2011	2012	2013	2014	2015	2016	2017	2018	2019	2020	2021	2022	2023	JAN 2024	FEB 2024	MAR 2024	APR 2024	MAY 2024	JUN 2024	JUL 2024	AUG 2024	SEP 2024	OCT 2024	NOV 2024	DEC 2024
Cost of Living	30%	36%	36%	31%	25%	21%	23%	29%	33%	32%	25%	28%	52%	62%	65%	65%	61%	63%	65%	65%	63%	66%	67%	63%	66%	65%
Housing	24%	21%	19%	18%	15%	18%	20%	27%	24%	20%	17%	27%	31%	38%	41%	45%	42%	43%	45%	41%	42%	43%	42%	42%	42%	43%
Healthcare	48%	42%	39%	40%	39%	34%	38%	31%	30%	31%	34%	38%	39%	32%	30%	31%	29%	29%	30%	27%	28%	30%	27%	29%	28%	29%
The Economy	20%	22%	26%	29%	42%	45%	33%	24%	21%	24%	45%	36%	33%	30%	28%	26%	29%	24%	24%	29%	27%	31%	27%	25%	29%	27%
Crime	27%	28%	28%	29%	24%	22%	25%	27%	27%	24%	19%	20%	13%	18%	19%	21%	22%	21%	27%	23%	23%	19%	23%	23%	26%	26%
Immigration	20%	23%	22%	23%	20%	20%	20%	19%	21%	19%	11%	10%	7%	7%	11%	10%	12%	14%	11%	16%	13%	13%	13%	15%	14%	14%
Poverty	10%	10%	10%	11%	13%	12%	13%	14%	15%	16%	15%	17%	15%	14%	14%	12%	10%	11%	11%	10%	13%	13%	13%	12%	13%	12%
Environment	20%	18%	13%	12%	10%	10%	12%	13%	16%	25%	25%	25%	21%	16%	13%	13%	15%	17%	12%	13%	12%	11%	12%	14%	12%	11%
Petrol Prices	8%	15%	14%	11%	7%	4%	4%	6%	11%	9%	5%	8%	22%	17%	14%	15%	18%	13%	18%	14%	13%	12%	10%	13%	10%	10%
Personal Debt	15%	13%	12%	9%	6%	5%	7%	10%	10%	10%	9%	8%	9%	11%	10%	10%	9%	9%	10%	10%	10%	10%	10%	9%	9%	10%
Population	10%	8%	7%	7%	6%	6%	6%	8%	13%	12%	8%	7%	5%	7%	8%	8%	8%	10%	7%	9%	7%	8%	9%	9%	8%	9%
Taxation	6%	7%	8%	6%	8%	10%	10%	8%	8%	7%	6%	7%	7%	8%	8%	9%	9%	8%	8%	9%	8%	6%	7%	6%	8%	7%
Drug Abuse	13%	12%	12%	12%	13%	16%	17%	16%	15%	14%	11%	10%	6%	6%	5%	6%	5%	4%	6%	5%	6%	6%	6%	7%	6%	7%
Unemployment	10%	10%	17%	21%	26%	26%	24%	23%	18%	16%	35%	23%	10%	8%	7%	8%	8%	7%	6%	8%	10%	8%	9%	8%	8%	6%
Education	15%	12%	16%	19%	20%	17%	18%	14%	13%	13%	11%	12%	9%	8%	6%	5%	8%	8%	7%	6%	8%	7%	7%	7%	6%	6%
Defence	5%	4%	3%	3%	8%	16%	12%	14%	8%	7%	6%	8%	8%	5%	6%	5%	4%	5%	4%	5%	4%	5%	6%	6%	5%	5%
Racism	6%	6%	5%	6%	7%	8%	8%	7%	5%	5%	6%	6%	4%	4%	4%	3%	4%	4%	3%	3%	4%	3%	3%	3%	3%	5%
Transport	10%	10%	10%	9%	7%	7%	8%	8%	10%	9%	5%	5%	5%	5%	4%	4%	4%	4%	3%	5%	5%	5%	5%	4%	4%	4%
Indigenous Issues	4%	3%	3%	2%	2%	2%	3%	3%	3%	4%	5%	6%	5%	6%	6%	4%	4%	6%	3%	5%	3%	4%	4%	5%	4%	4%

