



# IPSOS ISSUES MONITOR DECEMBER 2024

## The top issues facing Australia

Mark Davis

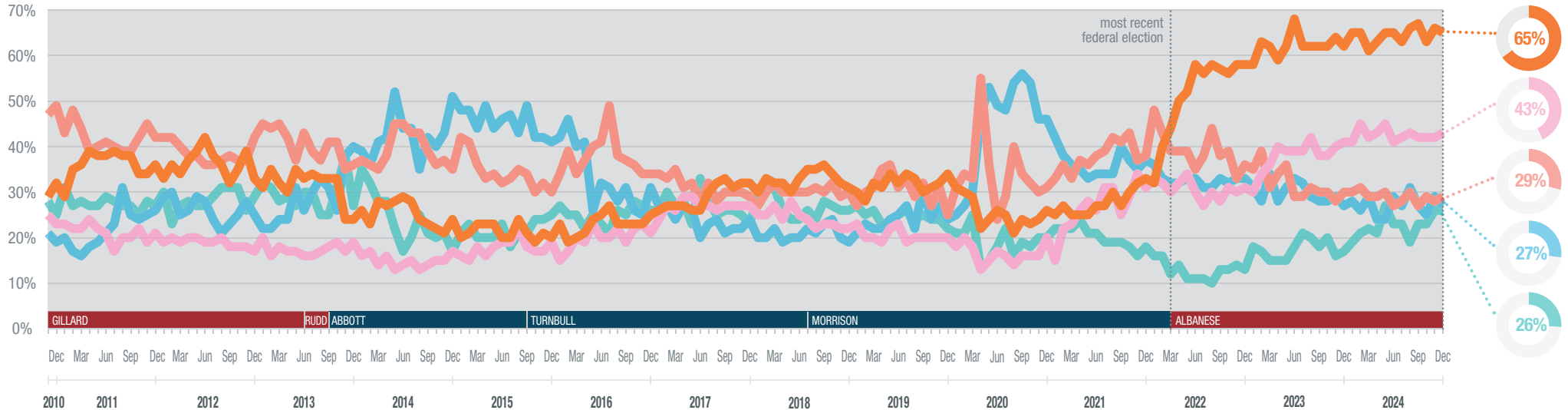
Managing Director, Public Affairs, Australia and New Zealand

mark.davis@ipsos.com

(03) 9946 0826

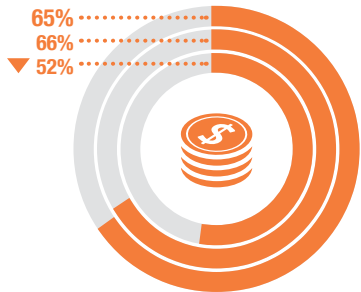


Each month we ask 1,000 Australians to select the three most important issues facing the nation. The top five issues facing Australia in December 2024 are shown below. A summary of all issues facing Australia can be found overleaf. If you would like to know more about the Ipsos Issues Monitor, or Ipsos Public Affairs, please contact Mark Davis.

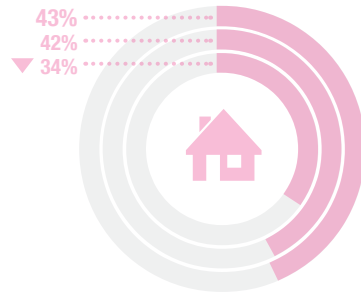


### Cost of Living

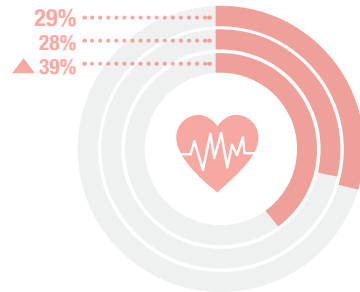
DEC 24  
NOV 24  
MAY 22



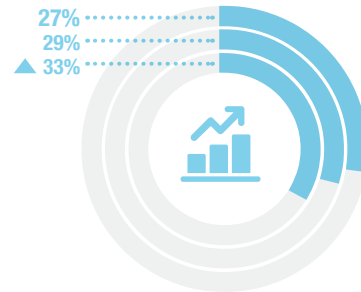
### Housing



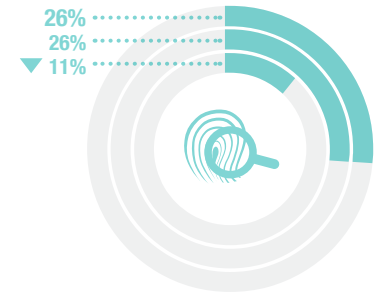
### Healthcare



### The Economy



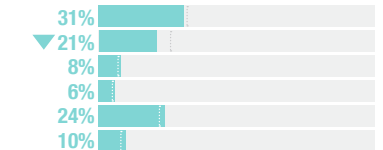
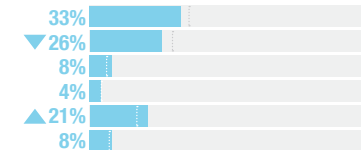
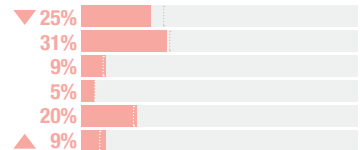
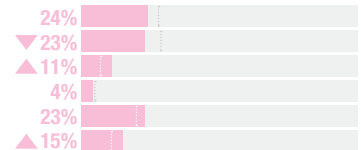
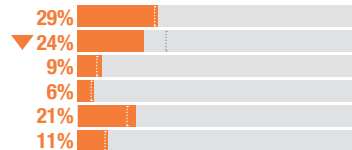
### Crime



▲ ▼  
significant difference compared with the current month

### Party most capable to manage the top issues facing Australia

COALITION  
ALP  
GREENS  
OTHER  
DON'T KNOW  
NONE



▲ ▼  
significant difference compared with the most recent federal election



# IPSOS ISSUES MONITOR DECEMBER 2024

The top issues facing Australia

Mark Davis

Managing Director, Public Affairs, Australia and New Zealand

✉ mark.davis@ipsos.com

☎ (03) 9946 0826



	2010	2011	2012	2013	2014	2015	2016	2017	2018	2019	2020	2021	2022	2023	JAN 2024	FEB 2024	MAR 2024	APR 2024	MAY 2024	JUN 2024	JUL 2024	AUG 2024	SEP 2024	OCT 2024	NOV 2024	DEC 2024
<b>Cost of Living</b>	30%	36%	36%	31%	25%	21%	23%	29%	33%	32%	25%	28%	52%	62%	65%	65%	61%	63%	65%	65%	63%	66%	67%	63%	66%	65%
<b>Housing</b>	24%	21%	19%	18%	15%	18%	20%	27%	24%	20%	17%	27%	31%	38%	41%	45%	42%	43%	45%	41%	42%	43%	42%	42%	42%	43%
<b>Healthcare</b>	48%	42%	39%	40%	39%	34%	38%	31%	30%	31%	34%	38%	39%	32%	30%	31%	29%	29%	30%	27%	28%	30%	27%	29%	28%	29%
<b>The Economy</b>	20%	22%	26%	29%	42%	45%	33%	24%	21%	24%	45%	36%	33%	30%	28%	26%	29%	24%	24%	29%	27%	31%	27%	25%	29%	27%
<b>Crime</b>	27%	28%	28%	29%	24%	22%	25%	27%	27%	24%	19%	20%	13%	18%	19%	21%	22%	21%	27%	23%	23%	19%	23%	23%	26%	26%
<b>Immigration</b>	20%	23%	22%	23%	20%	20%	20%	19%	21%	19%	11%	10%	7%	7%	11%	10%	12%	14%	11%	16%	13%	13%	13%	15%	14%	14%
<b>Poverty</b>	10%	10%	10%	11%	13%	12%	13%	14%	15%	16%	15%	17%	15%	14%	14%	12%	10%	11%	11%	10%	13%	13%	13%	12%	13%	12%
<b>Environment</b>	20%	18%	13%	12%	10%	10%	12%	13%	16%	25%	25%	25%	21%	16%	13%	13%	15%	17%	12%	13%	12%	11%	12%	14%	12%	11%
<b>Petrol Prices</b>	8%	15%	14%	11%	7%	4%	4%	6%	11%	9%	5%	8%	22%	17%	14%	15%	18%	13%	18%	14%	13%	12%	10%	13%	10%	10%
<b>Personal Debt</b>	15%	13%	12%	9%	6%	5%	7%	10%	10%	10%	9%	8%	9%	11%	10%	10%	9%	9%	10%	10%	10%	10%	10%	9%	9%	10%
<b>Population</b>	10%	8%	7%	7%	6%	6%	6%	8%	13%	12%	8%	7%	5%	7%	8%	8%	8%	10%	7%	9%	7%	8%	9%	9%	8%	9%
<b>Taxation</b>	6%	7%	8%	6%	8%	10%	10%	8%	8%	7%	6%	7%	7%	8%	8%	9%	9%	8%	8%	9%	8%	6%	7%	6%	8%	7%
<b>Drug Abuse</b>	13%	12%	12%	12%	13%	16%	17%	16%	15%	14%	11%	10%	6%	6%	5%	6%	5%	4%	6%	5%	6%	6%	6%	7%	6%	7%
<b>Unemployment</b>	10%	10%	17%	21%	26%	26%	24%	23%	18%	16%	35%	23%	10%	8%	7%	8%	8%	7%	6%	8%	10%	8%	9%	8%	8%	6%
<b>Education</b>	15%	12%	16%	19%	20%	17%	18%	14%	13%	13%	11%	12%	9%	8%	6%	5%	8%	8%	7%	6%	8%	7%	7%	7%	6%	6%
<b>Defence</b>	5%	4%	3%	3%	8%	16%	12%	14%	8%	7%	6%	8%	8%	5%	6%	5%	4%	5%	4%	5%	4%	5%	6%	6%	5%	5%
<b>Racism</b>	6%	6%	5%	6%	7%	8%	8%	7%	5%	5%	6%	6%	4%	4%	4%	3%	4%	4%	3%	3%	4%	3%	3%	3%	3%	5%
<b>Transport</b>	10%	10%	10%	9%	7%	7%	8%	8%	10%	9%	5%	5%	5%	5%	4%	4%	4%	4%	3%	5%	5%	5%	5%	4%	4%	4%
<b>Indigenous Issues</b>	4%	3%	3%	2%	2%	2%	3%	3%	3%	4%	5%	6%	5%	6%	6%	4%	4%	6%	3%	5%	3%	4%	4%	5%	4%	4%





# IPSOS ISSUES MONITOR DECEMBER 2024

## The top issues facing Victoria

**Mark Davis**

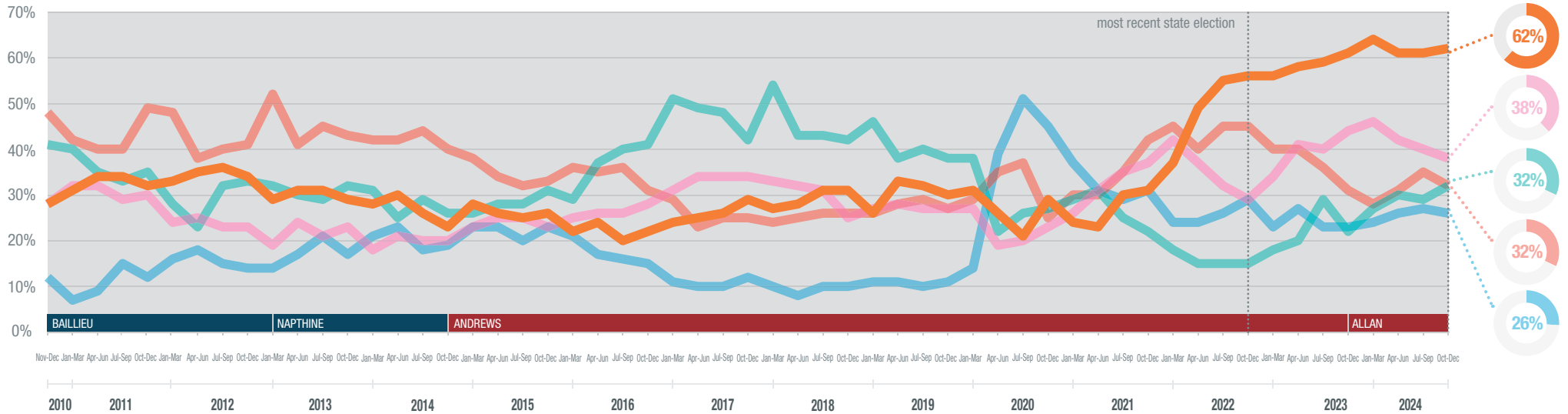
Managing Director, Public Affairs, Australia and New Zealand

✉ mark.davis@ipsos.com

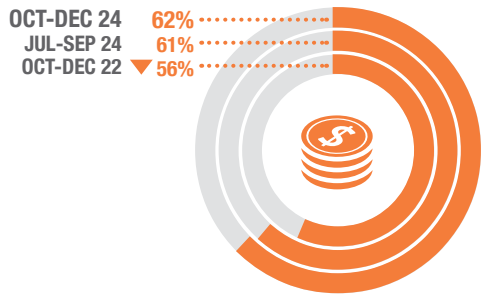
☎ (03) 9946 0826



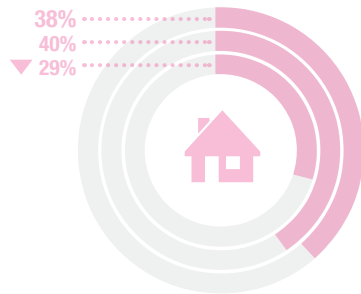
Each quarter we ask 800 Victorians to select the three most important issues facing their state. The top five issues facing Victoria between October and December 2024 are shown below. A summary of all issues facing Victoria can be found overleaf. If you would like to know more about the Ipsos Issues Monitor, or Ipsos Public Affairs in Victoria, please contact Mark Davis.



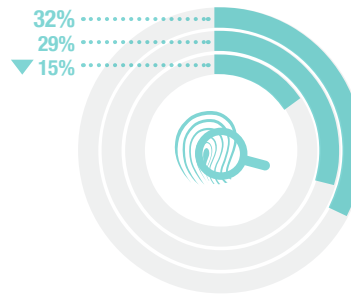
### Cost of Living



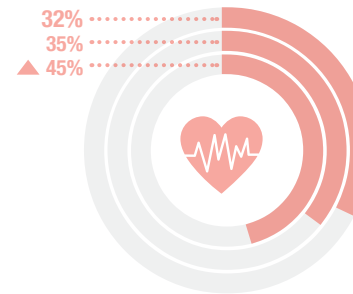
### Housing



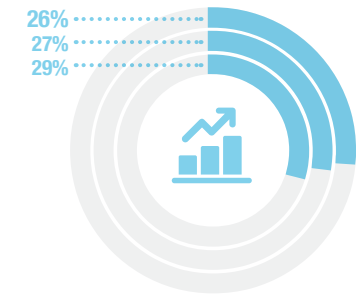
### Crime



### Healthcare

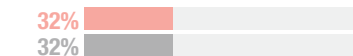


### The Economy



▲▼ significant difference compared with the current month

▲▼ significant difference compared with the rest of Australia





# IPSOS ISSUES MONITOR DECEMBER 2024

## The top issues facing Victoria

Mark Davis

Managing Director, Public Affairs, Australia and New Zealand

✉ mark.davis@ipsos.com

☎ (03) 9946 0826



	2010	2011	2012	2013	2014	2015	2016	2017	2018	2019	2020	2021	2022	JAN - MAR 2023	APR - JUN 2023	JUL - SEP 2023	OCT - DEC 2023	JAN - MAR 2024	APR - JUN 2024	JUL - SEP 2024	OCT - DEC 2024
<b>Cost of Living</b>	28%	33%	34%	30%	27%	26%	22%	26%	29%	30%	27%	27%	49%	56%	58%	59%	61%	64%	61%	61%	62%
<b>Housing</b>	28%	31%	24%	22%	20%	24%	26%	33%	30%	27%	22%	32%	35%	34%	41%	40%	44%	46%	42%	40%	38%
<b>Crime</b>	41%	36%	29%	31%	28%	28%	36%	47%	46%	40%	28%	27%	16%	18%	20%	29%	22%	27%	30%	29%	32%
<b>Healthcare</b>	48%	43%	42%	45%	42%	34%	34%	25%	25%	27%	32%	34%	44%	40%	40%	36%	31%	28%	31%	35%	32%
<b>The Economy</b>	12%	11%	16%	17%	20%	22%	17%	11%	10%	11%	37%	32%	26%	23%	27%	23%	23%	24%	26%	27%	26%
<b>Poverty</b>	7%	8%	7%	7%	9%	10%	12%	12%	14%	15%	13%	14%	14%	12%	13%	11%	13%	11%	11%	11%	12%
<b>Petrol Prices</b>	11%	18%	18%	16%	13%	7%	6%	7%	13%	11%	5%	10%	25%	20%	14%	14%	18%	15%	15%	13%	10%
<b>Personal Debt</b>	11%	11%	10%	7%	6%	7%	7%	9%	10%	9%	10%	10%	9%	11%	13%	10%	9%	8%	10%	8%	10%
<b>Population</b>	8%	8%	7%	7%	6%	8%	8%	11%	15%	16%	12%	8%	7%	5%	8%	7%	7%	10%	8%	11%	9%
<b>Unemployment</b>	8%	10%	23%	25%	35%	31%	24%	20%	15%	13%	36%	24%	11%	10%	8%	8%	6%	7%	8%	10%	9%
<b>Immigration</b>	6%	8%	8%	8%	7%	8%	10%	10%	13%	10%	7%	8%	5%	6%	6%	4%	8%	7%	9%	10%	9%
<b>Environment</b>	17%	13%	8%	9%	8%	9%	9%	9%	12%	18%	20%	19%	16%	16%	13%	15%	12%	12%	10%	7%	9%
<b>Drug Abuse</b>	15%	13%	13%	14%	17%	23%	23%	24%	19%	18%	12%	13%	7%	10%	9%	8%	8%	8%	8%	7%	8%
<b>Taxation</b>	3%	5%	5%	5%	5%	7%	7%	5%	4%	5%	4%	5%	5%	8%	5%	8%	8%	8%	8%	8%	7%
<b>Education</b>	17%	13%	21%	21%	20%	18%	17%	13%	12%	12%	11%	12%	10%	10%	8%	10%	8%	8%	8%	7%	7%
<b>Racism</b>	5%	6%	4%	5%	5%	5%	7%	6%	6%	6%	5%	5%	4%	4%	3%	3%	4%	3%	3%	4%	7%
<b>Transport</b>	31%	32%	30%	28%	28%	28%	28%	23%	22%	25%	15%	12%	10%	10%	7%	11%	10%	9%	8%	9%	6%
<b>Indigenous Issues</b>	1%	1%	1%	1%	1%	1%	2%	2%	2%	2%	3%	5%	4%	5%	3%	3%	4%	4%	3%	4%	4%
<b>Defence</b>	2%	1%	1%	1%	2%	5%	4%	5%	4%	3%	2%	3%	3%	3%	2%	1%	1%	2%	2%	2%	2%





# IPSOS ISSUES MONITOR DECEMBER 2024

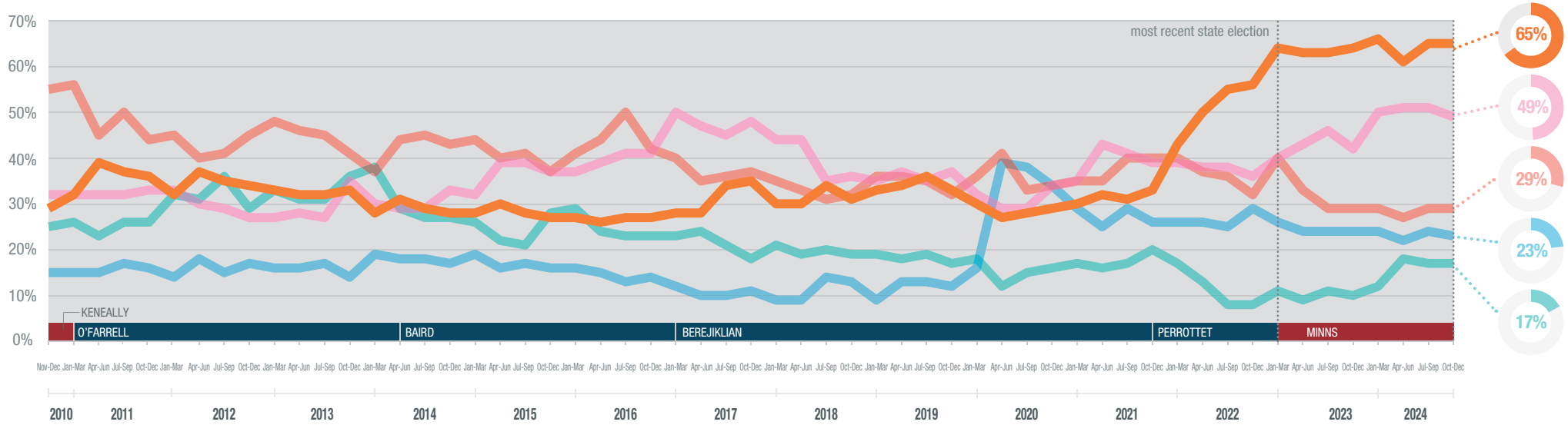
## The top issues facing New South Wales

**David Elliott**  
 Deputy Managing Director PA ANZ  
 ✉ david.elliott@ipsos.com  
 ☎ +61 404 465 029

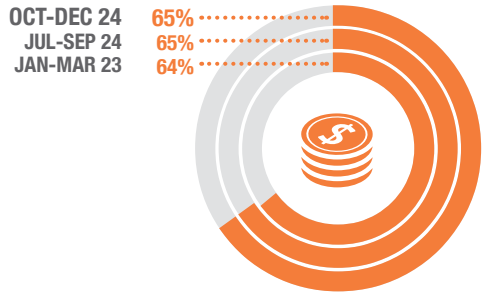
**Stuart Clark**  
 Director  
 ✉ stuart.clark@ipsos.com  
 ☎ (02) 9900 5180



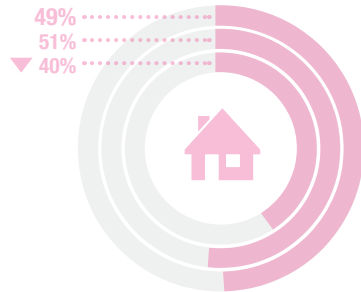
Each quarter we ask 1000 residents of New South Wales to select the three most important issues facing their state. The top five issues facing New South Wales between October and December 2024 are shown below. A summary of all issues facing New South Wales can be found overleaf. If you would like to know more about the Ipsos Issues Monitor, or Ipsos Public Affairs in New South Wales, please contact David Elliott or Stuart Clark.



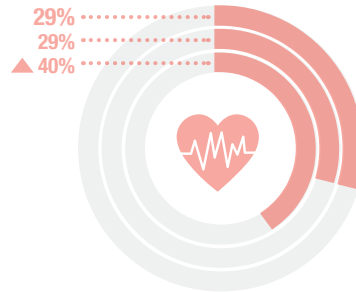
### Cost of Living



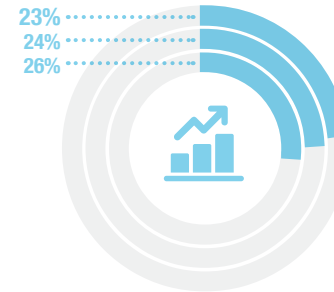
### Housing



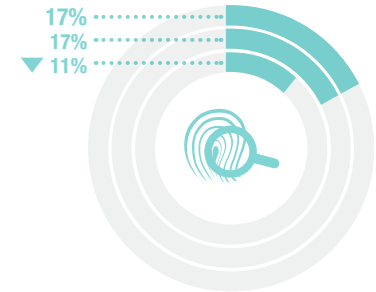
### Healthcare



### The Economy

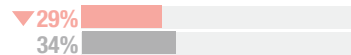


### Crime



▲▼ significant difference compared with the current month

▲▼ significant difference compared with the rest of Australia





# IPSOS ISSUES MONITOR DECEMBER 2024

## The top issues facing New South Wales

**David Elliott**  
Deputy Managing Director PA ANZ  
✉ david.elliott@ipsos.com  
☎ (07) 3016 7662

**Stuart Clark**  
Director  
✉ stuart.clark@ipsos.com  
☎ +61 404 465 029



	2010	2011	2012	2013	2014	2015	2016	2017	2018	2019	2020	2021	2022	JAN - MAR 2023	APR - JUN 2023	JUL - SEP 2023	OCT - DEC 2023	JAN - MAR 2024	APR - JUN 2024	JUL - SEP 2024	OCT - DEC 2024
<b>Cost of Living</b>	29%	36%	34%	32%	29%	28%	27%	31%	31%	34%	28%	32%	51%	64%	63%	63%	64%	66%	61%	65%	65%
<b>Housing</b>	32%	32%	30%	29%	30%	37%	40%	48%	40%	36%	31%	40%	38%	40%	43%	46%	42%	50%	51%	51%	49%
<b>Healthcare</b>	55%	49%	43%	45%	42%	41%	44%	37%	33%	35%	36%	38%	36%	40%	33%	29%	29%	29%	27%	29%	29%
<b>The Economy</b>	15%	16%	16%	16%	18%	17%	14%	11%	11%	12%	32%	27%	26%	26%	24%	24%	24%	24%	22%	24%	23%
<b>Crime</b>	25%	25%	32%	33%	30%	24%	25%	22%	20%	19%	15%	17%	12%	11%	9%	11%	10%	12%	18%	17%	17%
<b>Petrol Prices</b>	11%	19%	18%	16%	14%	10%	7%	9%	15%	12%	8%	12%	26%	23%	18%	19%	23%	22%	18%	16%	13%
<b>Population</b>	9%	7%	7%	6%	6%	8%	10%	13%	17%	17%	12%	9%	7%	7%	8%	9%	9%	9%	12%	10%	12%
<b>Poverty</b>	6%	6%	7%	7%	10%	9%	10%	10%	13%	12%	12%	14%	12%	10%	13%	13%	12%	11%	11%	12%	12%
<b>Immigration</b>	7%	8%	8%	10%	7%	9%	10%	11%	14%	11%	9%	7%	5%	5%	6%	6%	8%	10%	10%	11%	11%
<b>Personal Debt</b>	12%	11%	11%	8%	7%	7%	8%	10%	12%	11%	10%	9%	10%	10%	12%	10%	12%	9%	12%	10%	11%
<b>Environment</b>	12%	10%	8%	9%	8%	9%	9%	9%	12%	23%	22%	20%	17%	15%	14%	13%	13%	12%	12%	12%	10%
<b>Transport</b>	32%	33%	30%	27%	23%	23%	22%	22%	24%	24%	16%	13%	12%	9%	11%	11%	11%	9%	9%	8%	9%
<b>Education</b>	17%	14%	17%	20%	21%	18%	19%	16%	15%	15%	13%	13%	11%	11%	11%	9%	10%	8%	10%	9%	8%
<b>Unemployment</b>	10%	11%	15%	19%	25%	25%	21%	19%	14%	12%	31%	20%	11%	8%	10%	9%	11%	8%	7%	9%	8%
<b>Taxation</b>	6%	6%	5%	5%	6%	7%	6%	6%	6%	5%	5%	6%	7%	6%	8%	8%	7%	8%	6%	6%	7%
<b>Drug Abuse</b>	12%	10%	11%	12%	14%	16%	16%	14%	13%	13%	10%	10%	7%	6%	6%	7%	6%	4%	6%	6%	6%
<b>Indigenous Issues</b>	4%	1%	1%	1%	2%	2%	2%	2%	2%	3%	3%	4%	4%	4%	5%	6%	4%	3%	2%	3%	4%
<b>Racism</b>	6%	4%	4%	5%	5%	6%	6%	5%	4%	3%	4%	5%	4%	3%	3%	4%	4%	3%	3%	3%	4%
<b>Defence</b>	1%	1%	1%	1%	3%	7%	5%	6%	4%	3%	2%	2%	4%	3%	3%	3%	2%	2%	3%	3%	2%





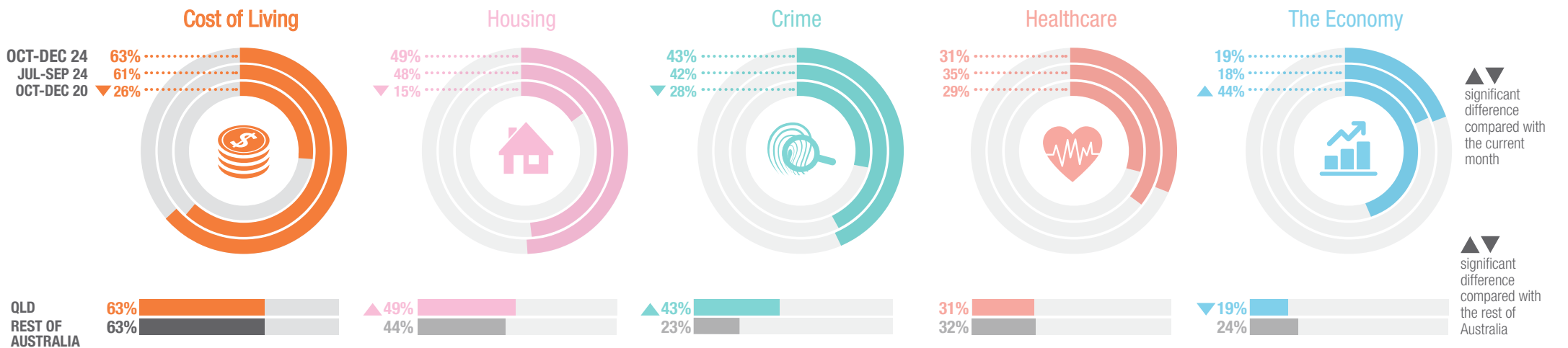
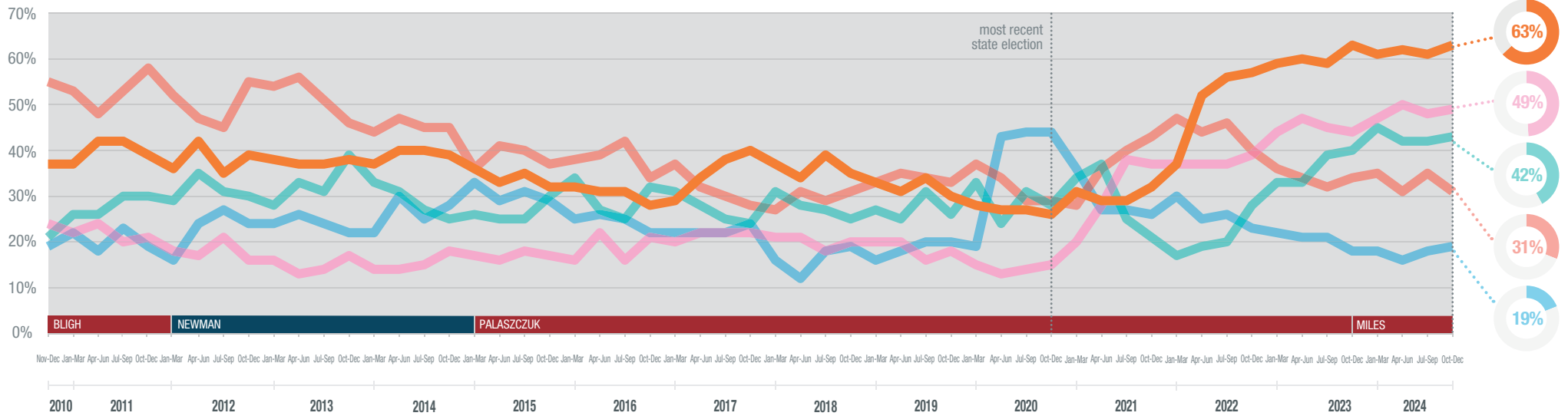
# IPSOS ISSUES MONITOR DECEMBER 2024

## The top issues facing Queensland

**David Elliott**  
Deputy Managing Director PA ANZ  
✉ david.elliott@ipsos.com  
☎ +61 404 465 029



Each quarter we ask 600 Queenslanders to select the three most important issues facing their state. The top five issues facing Queensland between October and December 2024 are shown below. A summary of all issues facing Queensland can be found overleaf. If you would like to know more about the Ipsos Issues Monitor, or Ipsos Public Affairs in Queensland, please contact David Elliott.



This research was conducted by Ipsos, on its own behalf. 608 interviews were conducted via online panel between October and December 2024 (10 - 13 October n = 202 / 7 - 10 November n = 204 / 13 - 17 December n = 202) among Australian adults aged 18+. Data has been weighted to represent the adult Australian population. This research is compliant with the Australian Polling Council Quality Mark standards: <https://www.austrianpollingcouncil.com/>. A long methodology disclosure statement is available here: <https://www.ipsos.com/en-au/polling-methodology-disclosure-statements>



# IPSOS ISSUES MONITOR DECEMBER 2024

The top issues facing Queensland

David Elliott

Deputy Managing Director PA ANZ

david.elliott@ipsos.com

+61 404 465 029



	2010	2011	2012	2013	2014	2015	2016	2017	2018	2019	2020	2021	2022	JAN - MAR 2023	APR - JUN 2023	JUL - SEP 2023	OCT - DEC 2023	JAN - MAR 2024	APR - JUN 2024	JUL - SEP 2024	OCT - DEC 2024
<b>Cost of Living</b>	37%	40%	38%	37%	39%	34%	30%	35%	36%	32%	27%	31%	50%	59%	60%	59%	63%	61%	62%	61%	63%
<b>Housing</b>	24%	22%	18%	15%	15%	17%	19%	22%	20%	19%	14%	31%	37%	44%	47%	45%	44%	47%	50%	48%	49%
<b>Crime</b>	21%	28%	31%	33%	29%	27%	30%	27%	28%	27%	29%	29%	21%	33%	33%	39%	40%	45%	42%	42%	43%
<b>Healthcare</b>	55%	53%	50%	52%	45%	38%	38%	31%	30%	34%	32%	37%	44%	36%	34%	32%	34%	35%	31%	35%	31%
<b>The Economy</b>	19%	20%	23%	24%	26%	30%	24%	22%	16%	19%	38%	29%	26%	22%	21%	21%	18%	18%	16%	18%	19%
<b>Petrol Prices</b>	13%	25%	25%	21%	21%	15%	11%	16%	29%	21%	11%	14%	28%	24%	18%	18%	20%	18%	18%	15%	13%
<b>Poverty</b>	9%	6%	6%	8%	9%	9%	10%	12%	11%	12%	10%	14%	11%	12%	12%	12%	11%	7%	9%	10%	11%
<b>Population</b>	12%	7%	5%	4%	5%	3%	5%	5%	8%	7%	5%	8%	7%	5%	7%	7%	8%	7%	9%	8%	9%
<b>Environment</b>	13%	14%	10%	10%	9%	10%	11%	14%	13%	22%	23%	18%	15%	13%	10%	10%	11%	9%	11%	9%	9%
<b>Drug Abuse</b>	10%	9%	10%	10%	10%	17%	21%	18%	18%	18%	15%	13%	7%	7%	6%	7%	7%	6%	7%	5%	9%
<b>Transport</b>	16%	18%	15%	14%	12%	14%	17%	18%	16%	18%	14%	12%	9%	8%	8%	6%	5%	7%	8%	10%	8%
<b>Personal Debt</b>	17%	11%	10%	10%	8%	7%	9%	9%	11%	11%	10%	8%	8%	9%	9%	10%	8%	6%	9%	7%	7%
<b>Immigration</b>	6%	7%	7%	7%	6%	6%	7%	8%	10%	8%	5%	5%	4%	4%	4%	3%	4%	7%	6%	8%	7%
<b>Education</b>	21%	14%	17%	17%	18%	17%	16%	14%	13%	13%	12%	11%	8%	4%	5%	6%	4%	6%	6%	6%	6%
<b>Unemployment</b>	13%	14%	24%	27%	33%	39%	33%	31%	26%	25%	41%	25%	8%	6%	10%	8%	6%	7%	5%	5%	5%
<b>Taxation</b>	4%	4%	6%	5%	6%	5%	6%	6%	5%	6%	4%	5%	5%	5%	6%	7%	5%	5%	4%	4%	4%
<b>Indigenous Issues</b>	5%	3%	3%	3%	3%	3%	4%	3%	3%	4%	5%	5%	4%	5%	4%	4%	5%	4%	3%	2%	3%
<b>Racism</b>	3%	2%	2%	3%	3%	3%	4%	5%	3%	3%	4%	5%	3%	3%	4%	3%	3%	3%	2%	3%	2%
<b>Defence</b>	1%	1%	1%	1%	2%	5%	3%	4%	3%	2%	1%	3%	3%	2%	3%	2%	2%	3%	2%	3%	2%







# IPSOS ISSUES MONITOR DECEMBER 2024

## The top issues facing Western Australia

**Brad Hyde**

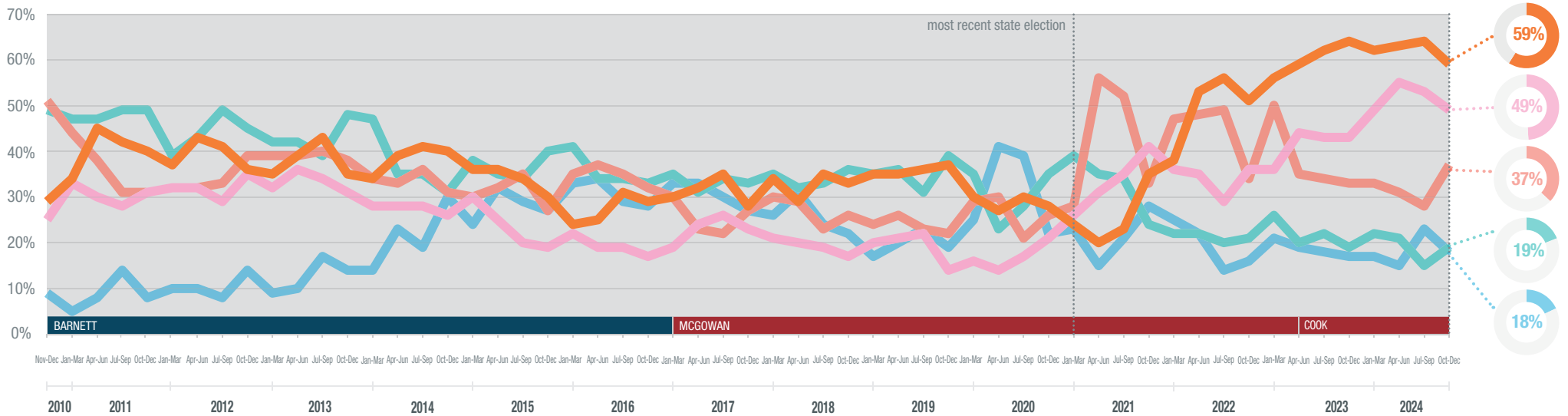
Director, Perth

✉ brad.hyde@ipsos.com

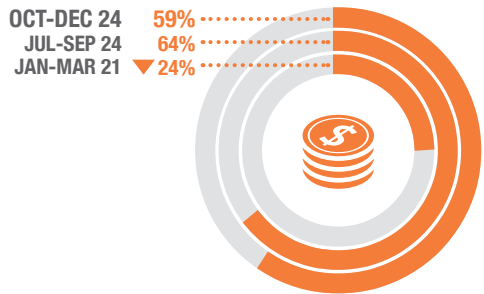
☎ +61 423 418 127



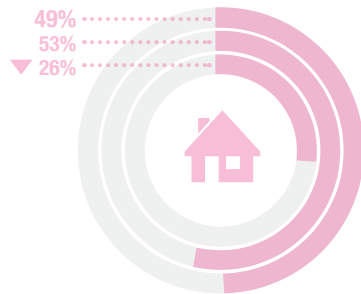
Each quarter we ask 300 Western Australians to select the three most important issues facing their state. The top five issues facing Western Australia between October and December 2024 are shown below. A summary of all issues facing Western Australia can be found overleaf. If you would like to know more about the Ipsos Issues Monitor, or Ipsos Public Affairs in Western Australia, please contact Brad Hyde.



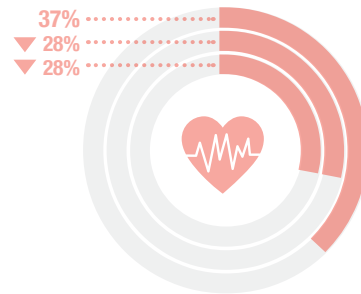
### Cost of Living



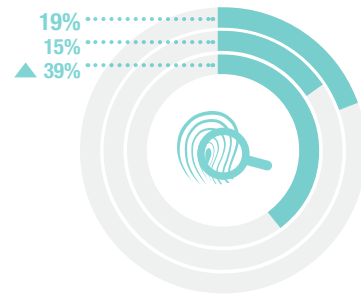
### Housing



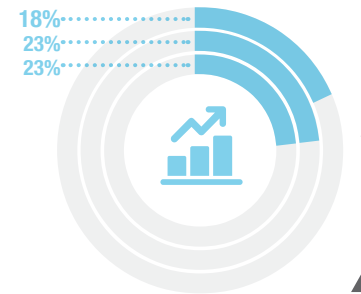
### Healthcare



### Crime


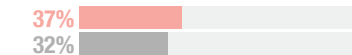


### The Economy



▲▼ significant difference compared with the current month

▲▼ significant difference compared with the rest of Australia



This research was conducted by Ipsos, on its own behalf. 300 interviews were conducted via online panel between October and December 2024 (10 - 13 October n = 100 / 7 - 10 November n = 100 / 13 - 17 December n = 100) among Australian adults aged 18+. Data has been weighted to represent the adult Australian population. This research is compliant with the Australian Polling Council Quality Mark standards: <https://www.austrianpollingcouncil.com/>. A long methodology disclosure statement is available here: <https://www.ipsos.com/en-au/polling-methodology-disclosure-statements>



# IPSOS ISSUES MONITOR DECEMBER 2024

The top issues facing Western Australia

Brad Hyde

Director, Perth

✉ brad.hyde@ipsos.com

☎ +61 423 418 127



	2010	2011	2012	2013	2014	2015	2016	2017	2018	2019	2020	2021	2022	JAN - MAR 2023	APR - JUN 2023	JUL - SEP 2023	OCT - DEC 2023	JAN - MAR 2024	APR - JUN 2024	JUL - SEP 2024	OCT - DEC 2024
<b>Cost of Living</b>	29%	40%	39%	38%	38%	34%	28%	31%	32%	36%	29%	26%	49%	56%	59%	62%	64%	62%	63%	64%	59%
<b>Housing</b>	25%	30%	32%	33%	27%	23%	19%	23%	19%	19%	17%	33%	34%	36%	44%	43%	43%	49%	55%	53%	49%
<b>Healthcare</b>	51%	36%	34%	39%	33%	31%	35%	26%	27%	24%	27%	43%	44%	50%	35%	34%	33%	33%	31%	28%	37%
<b>Crime</b>	49%	48%	44%	43%	37%	36%	36%	33%	34%	35%	30%	33%	21%	26%	20%	22%	19%	22%	21%	15%	19%
<b>The Economy</b>	9%	9%	10%	13%	22%	28%	31%	30%	26%	20%	31%	22%	19%	21%	19%	18%	17%	17%	15%	23%	18%
<b>Drug Abuse</b>	19%	18%	18%	18%	18%	26%	31%	31%	29%	31%	26%	23%	10%	14%	13%	13%	11%	7%	9%	9%	13%
<b>Immigration</b>	18%	17%	14%	11%	10%	8%	8%	8%	10%	10%	6%	4%	5%	4%	8%	3%	9%	8%	10%	13%	12%
<b>Personal Debt</b>	15%	12%	10%	9%	9%	8%	8%	12%	13%	12%	11%	11%	10%	9%	12%	14%	6%	12%	10%	10%	10%
<b>Poverty</b>	7%	7%	9%	8%	10%	9%	9%	9%	11%	15%	13%	15%	13%	11%	14%	13%	13%	8%	10%	13%	10%
<b>Petrol Prices</b>	8%	17%	14%	11%	12%	6%	6%	7%	15%	11%	7%	10%	27%	17%	18%	19%	22%	17%	14%	12%	10%
<b>Unemployment</b>	5%	5%	8%	9%	16%	24%	29%	35%	28%	29%	38%	19%	12%	7%	11%	8%	9%	8%	8%	14%	9%
<b>Taxation</b>	4%	5%	6%	4%	6%	8%	7%	6%	6%	7%	6%	5%	8%	7%	4%	8%	7%	8%	6%	7%	8%
<b>Education</b>	12%	10%	12%	16%	19%	13%	14%	11%	12%	8%	10%	10%	9%	6%	6%	8%	8%	6%	7%	8%	8%
<b>Population</b>	6%	3%	6%	6%	6%	5%	6%	4%	6%	5%	4%	4%	4%	5%	7%	7%	6%	8%	11%	8%	8%
<b>Environment</b>	24%	19%	17%	12%	9%	8%	9%	8%	11%	18%	18%	21%	15%	15%	12%	15%	14%	12%	14%	10%	7%
<b>Defence</b>	3%	1%	2%	2%	3%	4%	3%	3%	3%	2%	3%	3%	3%	2%	4%	3%	3%	3%	3%	3%	7%
<b>Indigenous Issues</b>	5%	4%	6%	4%	3%	4%	3%	3%	3%	5%	7%	5%	4%	5%	6%	3%	4%	9%	5%	3%	7%
<b>Transport</b>	6%	12%	15%	20%	18%	19%	16%	14%	10%	10%	10%	10%	7%	3%	5%	5%	7%	4%	4%	7%	5%
<b>Racism</b>	8%	5%	4%	3%	3%	4%	4%	5%	4%	3%	6%	4%	5%	5%	3%	3%	5%	5%	2%	2%	4%