



IPSOS ISSUES MONITOR JANUARY 2025

The top issues facing Australia

Mark Davis

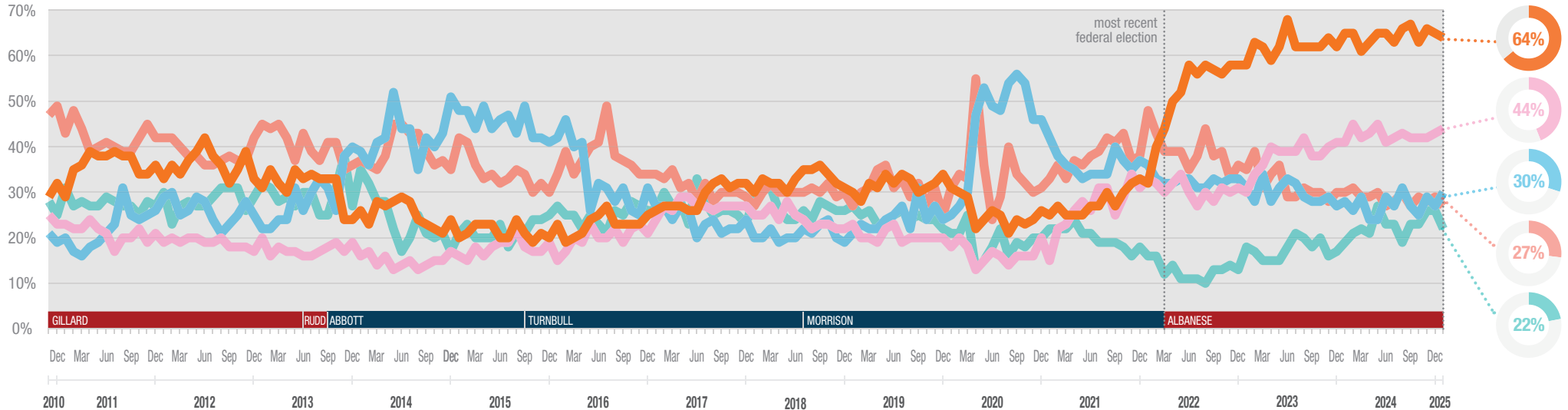
Managing Director, Public Affairs, Australia and New Zealand

mark.davis@ipsos.com

(03) 9946 0826

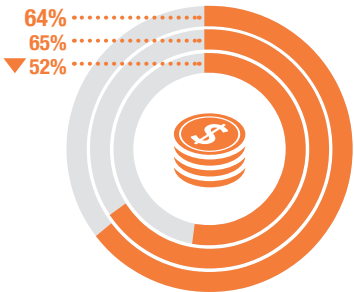


The Ipsos Issues Monitor is Australia's longest running ongoing survey of community concerns. We've checked-in with 1000 Australians' worries each and every month for more than a decade. So, what are we most concerned about, how do these worries change, and which political party do we believe is most capable of addressing these issues?

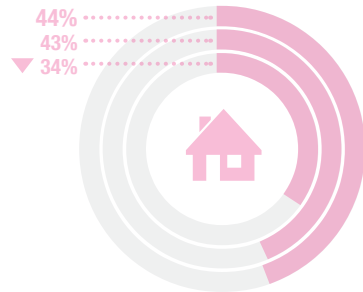


Cost of Living

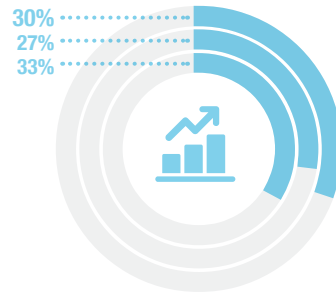
JAN 25
DEC 24
MAY 22



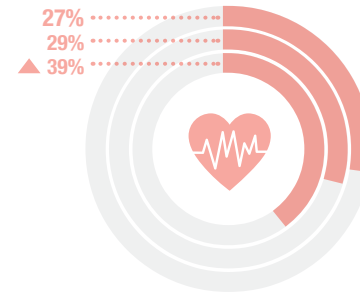
Housing



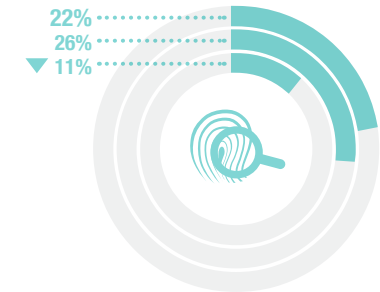
The Economy



Healthcare



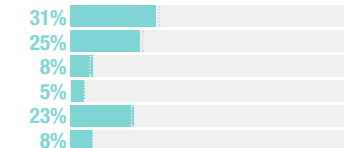
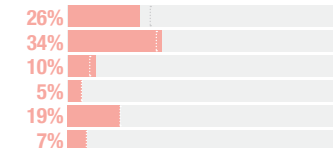
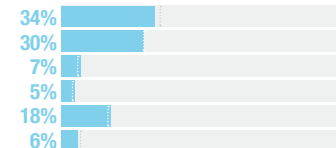
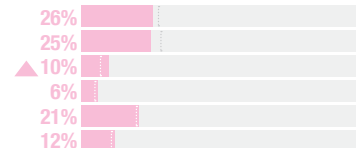
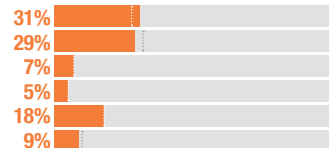
Crime



▲ ▼ significant difference compared with the current month

Party most capable to manage the top issues facing Australia

COALITION
ALP
GREENS
OTHER
DON'T KNOW
NONE



▲ ▼ significant difference compared with the most recent federal election



IPSOS ISSUES MONITOR JANUARY 2025

The top issues facing Australia

Mark Davis

Managing Director, Public Affairs, Australia and New Zealand

mark.davis@ipsos.com

(03) 9946 0826



	2010	2011	2012	2013	2014	2015	2016	2017	2018	2019	2020	2021	2022	2023	JAN 2024	FEB 2024	MAR 2024	APR 2024	MAY 2024	JUN 2024	JUL 2024	AUG 2024	SEP 2024	OCT 2024	NOV 2024	DEC 2024	JAN 2025
Cost of Living	30%	36%	36%	31%	25%	21%	23%	29%	33%	32%	25%	28%	52%	62%	65%	65%	61%	63%	65%	65%	63%	66%	67%	63%	66%	65%	64%
Housing	24%	21%	19%	18%	15%	18%	20%	27%	24%	20%	17%	27%	31%	38%	41%	45%	42%	43%	45%	41%	42%	43%	42%	42%	42%	43%	44%
The Economy	20%	22%	26%	29%	42%	45%	33%	24%	21%	24%	45%	36%	33%	30%	28%	26%	29%	24%	24%	29%	27%	31%	27%	25%	29%	27%	30%
Healthcare	48%	42%	39%	40%	39%	34%	38%	31%	30%	31%	34%	38%	39%	32%	30%	31%	29%	29%	30%	27%	28%	30%	27%	29%	28%	29%	27%
Crime	27%	28%	28%	29%	24%	22%	25%	27%	27%	24%	19%	20%	13%	18%	19%	21%	22%	21%	27%	23%	23%	19%	23%	23%	26%	26%	22%
Environment	20%	18%	13%	12%	10%	10%	12%	13%	16%	25%	25%	25%	21%	16%	13%	13%	15%	17%	12%	13%	12%	11%	12%	14%	12%	11%	14%
Poverty	10%	10%	10%	11%	13%	12%	13%	14%	15%	16%	15%	17%	15%	14%	14%	12%	10%	11%	11%	10%	13%	13%	13%	12%	13%	12%	13%
Immigration	20%	23%	22%	23%	20%	20%	20%	19%	21%	19%	11%	10%	7%	7%	11%	10%	12%	14%	11%	16%	13%	13%	13%	15%	14%	14%	13%
Personal Debt	15%	13%	12%	9%	6%	5%	7%	10%	10%	10%	9%	8%	9%	11%	10%	10%	9%	9%	10%	10%	10%	10%	10%	9%	9%	10%	10%
Petrol Prices	8%	15%	14%	11%	7%	4%	4%	6%	11%	9%	5%	8%	22%	17%	14%	15%	18%	13%	18%	14%	13%	12%	10%	13%	10%	10%	10%
Taxation	6%	7%	8%	6%	8%	10%	10%	8%	8%	7%	6%	7%	7%	8%	8%	9%	9%	8%	8%	9%	8%	6%	7%	6%	8%	7%	9%
Population	10%	8%	7%	7%	6%	6%	6%	8%	13%	12%	8%	7%	5%	7%	8%	8%	8%	10%	7%	9%	7%	8%	9%	9%	8%	9%	8%
Unemployment	10%	10%	17%	21%	26%	26%	24%	23%	18%	16%	35%	23%	10%	8%	7%	8%	8%	7%	6%	8%	10%	8%	9%	8%	8%	6%	7%
Drug Abuse	13%	12%	12%	12%	13%	16%	17%	16%	15%	14%	11%	10%	6%	6%	5%	6%	5%	4%	6%	5%	6%	6%	6%	7%	6%	7%	7%
Education	15%	12%	16%	19%	20%	17%	18%	14%	13%	13%	11%	12%	9%	8%	6%	5%	8%	8%	7%	6%	8%	7%	7%	7%	6%	6%	6%
Transport	10%	10%	10%	9%	7%	7%	8%	8%	10%	9%	5%	5%	5%	5%	4%	4%	4%	4%	3%	5%	5%	5%	5%	4%	4%	4%	4%
Racism	6%	6%	5%	6%	7%	8%	8%	7%	5%	5%	6%	6%	4%	4%	4%	3%	4%	4%	3%	3%	4%	3%	3%	3%	3%	5%	4%
Defence	5%	4%	3%	3%	8%	16%	12%	14%	8%	7%	6%	8%	8%	5%	6%	5%	4%	5%	4%	5%	4%	5%	6%	6%	5%	5%	4%
Indigenous Issues	4%	3%	3%	2%	2%	2%	3%	3%	3%	4%	5%	6%	5%	6%	6%	4%	4%	6%	3%	5%	3%	4%	4%	5%	4%	4%	4%

